

rsc.li/chemical-science



ISSN 2041-6539

Cite this: *Chem. Sci.*, 2023, 14, 10081

All publication charges for this article have been paid for by the Royal Society of Chemistry

Received 10th June 2023

Accepted 30th July 2023

DOI: 10.1039/d3sc02978f

rsc.li/chemical-science

Organocatalyst-mediated, pot-economical total synthesis of latanoprost†

Genki Kawauchi,  Yurina Suga, Shunsuke Toda and Yujiro Hayashi *

The enantioselective total synthesis of latanoprost, an antiglaucoma agent, has been accomplished with excellent diastereo- and enantioselectivities in a pot-economical manner using six reaction vessels. An enantioselective Krische allylation was conducted in the first pot. In the second pot, olefin metathesis, silyl protection, and hydrogenolysis proceeded efficiently. In the third pot, an organocatalyst-mediated Michael reaction proceeded with excellent diastereoselectivity. The fourth pot involved a substrate-controlled Mukaiyama intramolecular aldol reaction and elimination of HNO_2 to afford a methylenecyclopentanone, also with excellent diastereoselectivity. The fifth pot involved a Michael reaction of vinyl cuprate. In the sixth pot, three reactions, a *cis*-selective olefin metathesis, diastereoselective reduction, and deprotection, afforded latanoprost. Nearly optically pure latanoprost was obtained, and the total yield was 24%.

Introduction

Prostaglandins are an important class of molecules with potent biological activities, and many related drugs have been developed.¹ Many methods have been developed for the synthesis of prostaglandins,² including Corey's famous syntheses *via* the Corey lactone³ and Noyori's three-component coupling process.⁴ Because of the importance of prostaglandins, the development of new synthetic methods for prostaglandins is still a significant topic in synthetic organic chemistry. Latanoprost (**1**) is an antiglaucoma agent and an analog of the prostaglandin $\text{PGF}_{2\alpha}$.⁵ As it is a blockbuster drug developed by Pharmacia, it is one of the important targets in the synthesis of prostaglandins.

Recently, the field of organocatalysis has developed rapidly⁶ and organocatalyst-mediated reactions have been successfully employed in the synthesis of prostaglandins. A proline-mediated aldol reaction of succinaldehyde was a key step in Aggarwal's synthesis.⁷ An organocatalytic Baeyer–Villiger oxidation was used by Peng and Chen,⁸ while Oger and Galano employed an organocatalyst-mediated intramolecular Michael reaction of a formyl-enal derivative.⁹

We propose the importance of “pot economy” because one-pot operations are efficient methods for making several bonds and can generate complex molecules in a single reaction vessel with several sequential reactions.¹⁰ Moreover, one-pot operations circumvent purification steps *via in situ* quenching,

thereby minimizing chemical waste and saving time. Based on this concept, our group has investigated the synthesis of drugs and natural products in a small number of pots.¹¹

Our group also has an interest in the organocatalyst-mediated synthesis of prostaglandins.¹² In 2013, we reported the three-pot synthesis of prostaglandin E_1 methyl ester.^{12a} Recently we reported a one-pot, 152-minute synthesis of the Corey lactone,^{12d} in which the key step was a formal asymmetric $[3 + 2]$ cycloaddition reaction of ethyl 4-oxo-2-pentenoate and an α,β -unsaturated aldehyde catalyzed by diphenylprolinol silyl ether¹³ (eqn (1)). We synthesized latanoprost^{12e} and clinprost^{12f} based on this strategy.

Results and discussion

Our new idea for the synthesis of latanoprost was to use 4-nitro-3-butene-2-one instead of ethyl 4-oxo-2-pentenoate (eqn (2), Scheme 1): the ethyl ester was changed to a nitro group, which is not only a good electron-withdrawing group but also an excellent leaving group. The expected reactions were as follows: the Michael reaction of 4-nitrobut-3-ene-2-one and the aldehyde would proceed *via* an enamine intermediate to afford keto aldehyde **A**, according to our diphenylprolinol silyl ether-mediated Michael reaction of aldehydes and nitroalkenes.¹³ A substituted cyclopentanone would be synthesized by a subsequent intramolecular aldol reaction. As NO_2 is a good leaving group, a methylenecyclopentanone, which is a key intermediate of prostaglandin $\text{F}_{2\alpha}$ reported by Stork and Isobe,¹⁴ would be formed by an E1cB reaction.

We examined the reaction of 4-nitrobut-3-en-2-one and 3-phenylpropanal as a model reaction (eqn (3)). Although the first Michael reaction proceeded, the second aldol reaction did not

Department of Chemistry, Graduate School of Science, Tohoku University, Sendai 980-8578, Japan. E-mail: yujiro.hayashi.b7@tohoku.ac.jp

† Electronic supplementary information (ESI) available. See DOI: <https://doi.org/10.1039/d3sc02978f>



Scheme 1 New idea for the synthesis of methylenecyclopentanone.

proceed under many different conditions. This was because the keto aldehyde **A'** and the generated product underwent facile elimination of HNO_2 and/or H_2O . Next, we investigated the Mukaiyama aldol reaction¹⁵ in the second step. As it is difficult to prepare a silyl enol ether from **A'** in the presence of an aldehyde, 4-nitro-2-siloxybuta-1,3-diene **6** was selected as the nitroalkene in the first step. Based on this reasoning, our retrosynthetic analysis is shown in Scheme 2.



Latanoprost (**1**) would be synthesized from alkene **2** via a *cis*-selective olefin metathesis, stereoselective reduction of the ketone, and deprotection. **2** would be prepared by a 1,4-addition

Scheme 2 The retrosynthesis of latanoprost (**1**).

of vinyl cuprate into methylenecyclopentanone **3**. **3** would be synthesized by the elimination of the nitro group from **4**, which would be prepared from **5** by an intramolecular Mukaiyama aldol reaction. An organocatalyst-mediated Michael reaction of **6** and **7** would afford **5**. **7** would be prepared from **8**, which would be synthesized by a Krösche allylation from alcohol **9**.

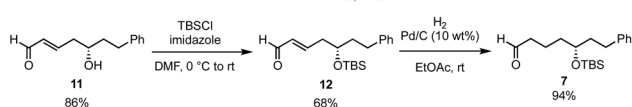
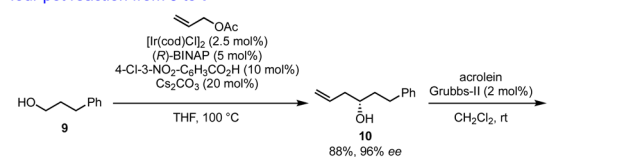
There are several concerns with this retrosynthesis. One is the reactivity of **6** as a Michael acceptor. Nitroalkene **6** has an electron-donating group, which would decrease its reactivity as a Michael acceptor. The other concern is the diastereoselectivity at C11 and C12. The C12 position has a chance to epimerize during the Mukaiyama aldol reaction. It was also a concern whether high diastereoselectivity at C11 would be obtained in the Mukaiyama aldol reaction.

Our synthesis commenced with Krösche allylation¹⁶ of 3-phenylpropanol (**9**) to afford the allyl alcohol **10** in 88% yield with 96% ee (Scheme 3). Olefin metathesis of **10** with acrolein catalyzed by the Grubbs second generation catalyst¹⁷ proceeded to afford **11** in 86% yield. Alcohol protection with *tert*-butyldimethylsilyl chloride (TBS-Cl) provided **12**. Hydrogenolysis using Pd/C gave aldehyde **7** in 94% yield.

The transformation from **10** into **7** could be conducted in a single vessel. After the olefin metathesis, the addition of TBSOTf and lutidine afforded **12**. After evaporation and the addition of EtOAc, AcOH, and Pd(OH)₂/C, hydrogenolysis proceeded under an H₂ atmosphere to afford **7** in 67% yield over three steps in one pot. The use of Perlman's catalyst¹⁸ under acidic conditions (AcOH) is key to the success of the one-pot reaction. The reaction proceeded on a gram scale. Notably, the yield in the one-pot reaction (67%, **10** → **7**) was higher than that of the stop-and-go method (55%, three steps).

Next was one of the key reactions. First, a nitroalkene with *tert*-butyldimethylsilyl enol ether **13** was used as a Michael acceptor. Despite our concern about the decrease in the reactivity of **13** as a Michael acceptor (*vide supra*), the reaction of nitroalkene **13** and aldehyde **7** proceeded efficiently using

four pot reaction from **9** to **7**



one-pot reaction from **10** to **7** (1.34 g)

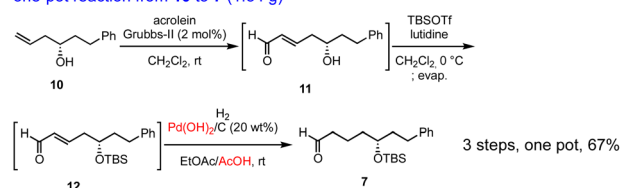
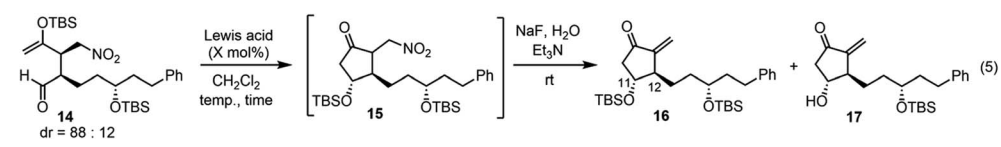
Scheme 3 Four-pot reaction from **9** to **7** and one-pot reaction from **10** to **7**.

Table 1 The effect of Lewis acid on the aldol reaction of **14**^a

						
Entry	Lewis acid	X [mol%]	Temp. [°C]	Time [h]	Yield ^b [%]	dr ^c
1	Sc(OTf) ₃	20	−78 to 23	13	NR ^d	
2	TMSCl + SnCl ₂	20 + 20	−78 to 0	4	CM ^e	
3	TrOTf	20	−78	1	CM ^e	
4 ^f	TrCl + SnCl ₂	20 + 20	−20	1	20	3 : 1
5 ^g	Me ₂ AlCl	70	−78	2	46	6 : 1

^a Unless otherwise shown, reactions were performed by employing **14** (0.20 mmol) and a Lewis acid (0.040 mmol) in CH₂Cl₂ (4.0 mL) at the indicated temperature and time. ^b Isolated yield of **16**. ^c The diastereomer ratio (C11 : C12) was determined by ¹H-NMR analysis. ^d NR = no reaction. ^e CM = complex mixture. ^f **17** was obtained in 51% yield. ^g **17** was obtained in 10% yield.

20 mol% of the catalyst in the presence of *p*-nitrophenol (eqn (4)). The reaction was completed within 45 minutes at 0 °C to afford the Michael product **14** in 72% yield with good diastereoselectivity (dr = 88 : 12).



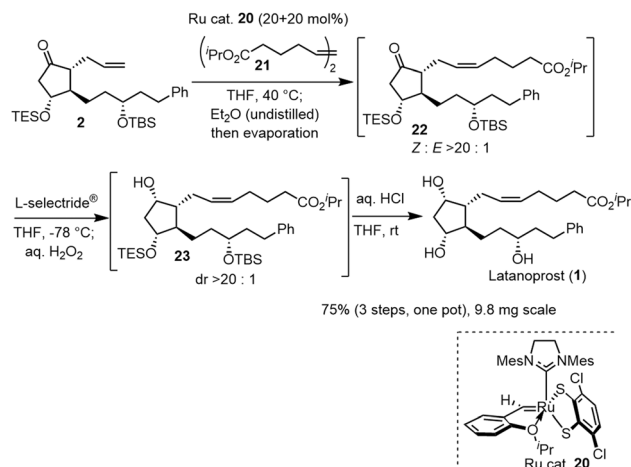
We then investigated the intramolecular aldol reaction. We found that the aldol product **15** was unstable. Thus, after the treatment of the Michael product **14** with a Lewis acid, the aldol product **15** was converted into methylene-cyclopentanone **16** using NaF and Et₃N in the same reaction vessel. The yield and diastereoselectivity of **16** were determined (Table 1). Several Lewis acids are known to catalyze the Mukaiyama aldol reaction. The reaction did not proceed in the presence of Sc(OTf)₃¹⁹ (entry 1). A combination of trimethylsilyl chloride (TMSCl) and SnCl₂²⁰ or trityl trifluoromethanesulfonate (TrOTf)²¹ gave a complex mixture (entries 2 and 3). A combination of TrCl and SnCl₂²² afforded the product **16** in 20% yield, along with the deprotected alcohol **17** in 51% yield (entry 4). Me₂AlCl²³ afforded **16** in 46% yield with a good diastereoselectivity (dr = 6 : 1) and alcohol **17** in 10% (entry 5). To increase the yield of **16**, we tried to suppress the deprotection of the TBS group, but there was no success.

In the Mukaiyama aldol reaction, triethylsilyl enol ethers are more reactive than *tert*-butyldimethylsilyl enol ethers. Thus, we examined the reaction of the nitroalkene triethylsilyl enol ether **6**. The first Michael reaction of **6** and **7** proceeded with a much higher yield (89%) and diastereoselectivity (5 : 5' = 93 : 7, eqn (6), Fig. 1) than those of the reaction using the TBS enol ether **13** (eqn (4)). The aldol reaction and elimination of HNO₂ proceeded efficiently using sequential treatment with Me₂AlCl

followed by NaF and Et₃N to afford **3** in good yield (74%) along with alcohol **17** in 23% yield (eqn (7)). **3** possesses good diastereoselectivity: the *trans* : *cis* selectivity is 9 : 1, and the diastereomer ratio of **3** : **3'** is excellent (97.3 : 2.7). We also synthesized the enantiomer of **3** (**ent-3**), and prepared the racemic (±)-**3** by mixing **3** and **ent-3**. The HPLC analysis of **3** and racemic (±)-**3** using a chiral phase column indicated that the optical purity of **3** is over 99%.²⁴

It was found that the diastereoselectivity of **17** : **17'** (81.6 : 18.4) is lower than that of **3** : **3'**. As the epimerization from **5** to **5'** would proceed during the next Mukaiyama aldol reaction, the

Fig. 1 The other intermediates **3'**, **ent-3**, **4'**, **5'** and **17'**.

Fig. 2 The side products in the Michael reaction of **3**.Scheme 4 One-pot reaction from **2** to latanoprost (**1**).

selectivity of **5** : **5'** would be much worse. Even though, the ratio of **3** : **3'** is higher than those of **5** : **5'** and **17** : **17'**, which is synthetically useful. As **4** and **4'** are diastereomers, the reaction

speed of the deprotection of the TES group would be different. It is very difficult to check the diastereoselectivity of **4** : **4'** because of the facile elimination of HNO₂. The deprotection from **4'** would be faster than that from **4**. Thus, kinetic resolution would occur to afford the higher diastereoselectivity in **3** with lower diastereoselectivity in **17** than in the parent **5**.

It should be noted that TES enol ether **6** is superior to its TBS counterpart in terms of yield and selectivity in both the organocatalyst-mediated Michael reaction and the Mukaiyama aldol reaction. Both reactions proceeded efficiently on a gram scale. The stereochemistry at C12 was controlled by the diphenylprolinol silyl ether. At this stage, we could not definitively determine the stereochemistry at C11 by NMR analysis. However, we continued the total synthesis, hoping that **3** would possess the correct configuration (*vide infra*).

Next, we investigated the Michael addition of a vinyl anion to **3**. Stork and Isobe reported the Michael reaction of a similar methylenecyclopentanone with a dialkenyl cuprate bearing a long alkyl chain.¹⁴ We found that the choices of the copper reagent and additive were important for the success of the reaction, as the siloxy elimination was a side reaction to afford products analogous to **18** and **19** (Fig. 2). For instance, when TMSCl was employed as an additive, **18** and **19** were generated at about 20% and 28%, respectively.²⁴ The addition product **2** was obtained in good yield (83%) as a single isomer on a gram scale when [CuI(PBu₃)₄]²⁵ and vinyl lithium in the presence of BF₃·OEt₂²⁶ were employed (eqn (8)).

The last three steps (**2** → **1**) were olefin metathesis, reduction, and deprotection, which could be conducted in a single vessel (Scheme 4). First, the *cis*-selective olefin metathesis²⁷ proceeded when **2** was treated with alkene **21**^{27c} in the presence of the Ru catalyst **20**, which was developed by Grubbs and coworkers and used in the prostaglandin synthesis to afford **22** with excellent

Scheme 5 Six-pot total synthesis of latanoprost (**1**).

diastereoselectivity. The next reaction was the stereoselective reduction of the ketone employing L-selectride®. After olefin metathesis, the remaining Ru catalyst was deactivated by the addition of undistilled Et₂O.^{27a} Then, after evaporation, the reduction proceeded efficiently with the addition of L-selectride® and THF in the same reaction vessel. The addition of aqueous H₂O₂ decomposed the remaining L-selectride®. With the further addition of aqueous HCl, deprotection of the two silyl groups afforded latanoprost (**1**). This was a one-pot reaction, and the yield of **1** from **2** was 75%. As latanoprost possesses very potent biological activity, the final step and purification must be carried out with great care. For the safety of the experimenters, the reaction was conducted on a 9.8 mg scale. The physical properties of the synthetic latanoprost (**1**) were identical in all respects to those in the reported data,^{5g} which confirmed the stereochemistry at C11 generated by the Mukaiyama aldol reaction (**5** → **4**).

Conclusions

In summary, this is a highly diastereo- and enantioselective, six-pot total synthesis of latanoprost (**1**) with a total yield of 24% (Scheme 5). The first pot consists of a Krische allylation. The second pot involves three reactions: olefin metathesis, TBS protection, and hydrogenolysis. The third pot involves an organocatalyst-mediated Michael reaction of an aldehyde and nitroalkene. The fourth pot involves an intramolecular Michael reaction and an E1cB reaction with the elimination of HNO₂. The fifth pot reaction is a Michael addition of vinyl cuprate. The sixth pot involves olefin metathesis, reduction, and deprotection. The present synthesis possesses several noteworthy features: (1) the stereochemistry at C15 was controlled by an asymmetric allylation developed by Krische and coworkers. (2) The stereochemistry at C12 was controlled by an organocatalytic reaction developed by our group. (3) A key substituted cyclopentanone was synthesized by an organocatalyst-mediated Michael reaction and a substrate-controlled intramolecular Mukaiyama aldol reaction, both of which proceeded with high diastereoselectivity. (4) The α -side chain was introduced to the methylenecyclopentanone *via* vinyl addition, followed by the *cis*-selective olefin metathesis. (5) This is the total synthesis of latanoprost with the fewest number of pots. (6) Nearly optically pure latanoprost was obtained.

Data availability

General information, detailed experimental procedures, characterization data for compounds, and NMR, HPLC, IR spectra are available in the ESI.†

Author contributions

G. K., Y. S., and S. T. performed the experiments. Y. H. conceived the concept and prepared the manuscript with feedback from G. K., Y. S., and S. T.

Conflicts of interest

There are no conflicts to declare.

Acknowledgements

We thank Prof. Minoru Isobe for the information on the Michael reaction of dialkenyl cuprate. We also thank the reviewers for their excellent suggestions. This work was supported by JSPS KAKENHI Grant Number JP19H05630.

Notes and references

- 1 C. D. Funk, *Science*, 2001, **294**, 1871.
- 2 Reviews, see; (a) S. Das, S. Chandrasekhar, J. S. Yadav and R. Grée, *Chem. Rev.*, 2007, **107**, 3286; (b) H. Peng and F.-E. Chen, *Org. Biomol. Chem.*, 2017, **15**, 6281; recent selected syntheses (c) J. T. Edwards, R. R. Merchant, K. S. McClymont, K. W. Knouse, T. Qin, L. R. Malins, B. Vokits, S. A. Shaw, D. H. Bao, F. L. Wei, T. Zhou, M. D. Eastgate and P. S. Baran, *Nature*, 2017, **545**, 213; (d) T. Kim, S. I. Lee, S. Kim, S. Y. Shim and D. H. Ryu, *Tetrahedron*, 2019, **75**, 130593; (e) R. Kučera, F. W. Goetzke and S. P. Fletcher, *Org. Lett.*, 2020, **22**, 2991; (f) K. Zhu, M. Jiang, B. Ye, G.-T. Zhang, W. Li, P. Tang, Z. Huang and F. Chen, *Chem. Sci.*, 2021, **12**, 10362; (g) F. Zhang, J. Zeng, M. Gao, L. Wang, G.-Q. Chen, Y. Lu and X. Zhang, *Nat. Chem.*, 2021, **13**, 692; (h) X. Yi, X. Long, Y. Chen, X. Cen, P. Tang and F. Chen, *Chem. Commun.*, 2022, **58**, 6000; (i) L. Cunningham, S. Mishra, L. Matthews and S. P. Fletcher, *Org. Lett.*, 2022, **24**, 8886.
- 3 (a) E. J. Corey and X. M. Cheng, *The Logic of Chemical Synthesis*, Wiley, New York, 1995; (b) E. J. Corey, N. M. Wesinshenker, T. K. Schaaf and W. Huber, *J. Am. Chem. Soc.*, 1969, **91**, 5675; (c) E. J. Corey, T. K. Schaaf, W. Huber, U. Koelliker and N. M. Wesinshenker, *J. Am. Chem. Soc.*, 1970, **92**, 397; (d) E. J. Corey, S. M. Albonico, U. Koelliker, T. K. Schaaf and R. K. Varma, *J. Am. Chem. Soc.*, 1971, **93**, 1490; (e) E. J. Corey and H. E. Ensley, *J. Am. Chem. Soc.*, 1975, **97**, 6908; (f) E. J. Corey and T. P. Loh, *J. Am. Chem. Soc.*, 1991, **113**, 8966.
- 4 (a) R. Noyori and M. Suzuki, *Angew. Chem., Int. Ed. Engl.*, 1984, **23**, 847; (b) M. Suzuki, A. Yanagisawa and R. Noyori, *J. Am. Chem. Soc.*, 1988, **110**, 4718.
- 5 (a) S. S. Patel and C. M. Spencer, *Drugs Aging*, 1996, **9**, 363; (b) C. M. Perry, J. K. McGavin, C. R. Culy and T. Ibbotson, *Syntheses, Drugs Aging*, 2003, **20**, 597; (c) I. Józef, H. István, I. Józefin and B. Resul, WO9300329, KABI PHARMACIA AB, 1993; (d) B. Resul, J. Stjernschantz, K. No, C. Liljebri, G. Selen, M. Astin, M. Karlsson and L. Z. Bito, *J. Med. Chem.*, 1993, **36**, 243; (e) I. Obadalová, T. Pilarčík, M. Slavíková and J. Hájiček, *Chirality*, 2005, **17**, S109; (f) J. G. Martynow, J. Jóźwik, W. Szelejowski, O. Achmatowicz, A. Kutner, K. Wiśniewski, J. Winiarski, O. Zegrocka-Stendel and P. Gołębiewski, *Eur. J. Org. Chem.*, 2007, 689; (g) G. Zanoni, A. D'Alfonso, A. Porta, L. Feliciani, S. P. Nolan and G. Vidari, *Tetrahedron*, 2010, **66**, 7472; (h) K. Vijendhar, B. Srinivas and S. Boodida, *J. Chem. Sci.*, 2015, **127**, 2023; (i) S. A. Sasane, N. B. Bhise, G. P. Shingh, A. Joseph and G. G. Shenoy, *Synth. Commun.*, 2019, **49**, 2350; formal total syntheses (j) M. Harikrishna,



- H. R. Mohan, P. K. Dubey, M. Shankar and G. V. Subbaraju, *Asian J. Chem.*, 2011, **23**, 3121; (k) M. L. Contente, P. Zambelli, S. Galafassi, L. Tamborini, A. Pinto, P. Conti, F. Modinari and D. Romano, *J. Mol. Catal. B: Enzym.*, 2015, **114**, 7.
- 6 Selected reviews on organocatalysis: (a) T. D. Beeson, M. Benohoud, J. W. Bode, S. Chen, M. Christmann, P.-C. Chiang, D. A. DiRocco, Y. C. Fan, T. Furuta, P. García-García, S. Hatakeyama, Y. Hayashi, J. Jia, T. Kawabata, N. J. Kerrigan, O. Kwon, Y. Liu, D. W. C. MacMillan, N. Mase, P. Melchiorre, S. Mukherjee, A. Piisola, P. M. Pihko, T. A. Ramirez, T. Rovis, E. C. Salo, Y. Shi, A. D. Smith, K. Suzuki, H. Takikawa, X.-W. Wang, Y. Wang, A. J. B. Watson, O. A. Wong, P. A. Woods and S. M. Yliniemelä-Sipari, *Asymmetric Organocatalysis*, ed. B. List, Thieme, Stuttgart, 2012, vol. 1; (b) H. Jiang, L. Albrecht, G. Dickmeiss, K. L. Jensen and K. A. Jørgensen, *Comprehensive Enantioselective Organocatalysis: Catalysts, Reactions, and Applications*, ed. P. I. Dalko, Wiley-VCH, Weinheim, 2013, pp. 33–50.
- 7 (a) G. Coulthard, W. Erb and V. K. Aggarwal, *Nature*, 2012, **489**, 278; (b) S. Prévost, K. Thai, N. Schützenmeister, G. Coulthard, W. Erb and V. K. Aggarwal, *Org. Lett.*, 2015, **17**, 504; (c) H. Baars, M. J. Classen and V. K. Aggarwal, *Org. Lett.*, 2017, **19**, 6008; (d) A. Pelss, N. Gandhamsetty, J. R. Smith, D. Mailhol, M. Silvi, A. Watson, I. Perez-Powell, S. Prévost, N. Schützenmeister, P. Moore and V. K. Aggarwal, *Chem. - Eur. J.*, 2018, **24**, 9542; (e) S. Bennett, G. Coulthard and V. K. Aggarwal, *Chem. Rec.*, 2020, **20**, 936.
- 8 (a) K. Zhu, S. Hu, M. Liu, H. Peng and F.-E. Chen, *Angew. Chem., Int. Ed.*, 2019, **58**, 9923; (b) K. Zhu, M. Jiang, B. Ye, G.-T. Zhang, W. Li, P. Tang, Z. Huang and F. Chen, *Chem. Sci.*, 2021, **12**, 10362.
- 9 J. Revol-Cavalier, V. Bultel-Poncé, A. Guy, T. Durand, C. Oger and J.-M. Galano, *Org. Lett.*, 2020, **22**, 7455.
- 10 (a) Y. Hayashi, *Chem. Sci.*, 2016, **7**, 866; (b) Y. Hayashi, *J. Org. Chem.*, 2021, **86**, 1; (c) Y. Hayashi, *Acc. Chem. Res.*, 2021, **54**, 1385.
- 11 (a) H. Ishikawa, T. Suzuki and Y. Hayashi, *Angew. Chem., Int. Ed.*, 2009, **48**, 1304; (b) H. Ishikawa, M. Honma and Y. Hayashi, *Angew. Chem., Int. Ed.*, 2011, **50**, 2824; (c) Y. Hayashi and S. Ogasawara, *Org. Lett.*, 2016, **18**, 3426; (d) Y. Hayashi, D. Sakamoto and D. Okamura, *Org. Lett.*, 2016, **18**, 4; (e) Y. Hayashi, S. Koshino, K. Ojima and E. Kwon, *Angew. Chem., Int. Ed.*, 2017, **56**, 11812; (f) T. Terunuma and Y. Hayashi, *Nat. Commun.*, 2022, **13**, 7503.
- 12 (a) Y. Hayashi and S. Umemiya, *Angew. Chem., Int. Ed.*, 2013, **52**, 3450; (b) S. Umemiya, D. Sakamoto, G. Kawauchi and Y. Hayashi, *Org. Lett.*, 2017, **19**, 1112; (c) G. Kawauchi, S. Umemiya, T. Taniguchi, K. Monde and Y. Hayashi, *Chem. - Eur. J.*, 2018, **24**, 8409; (d) N. Umekubo, Y. Suga and Y. Hayashi, *Chem. Sci.*, 2020, **11**, 1205; (e) N. Umekubo and Y. Hayashi, *Eur. J. Org. Chem.*, 2020, 6221; (f) N. Umekubo and Y. Hayashi, *Org. Lett.*, 2020, **22**, 9365.
- 13 Y. Hayashi, H. Gotoh, T. Hayashi and M. Shoji, *Angew. Chem., Int. Ed.*, 2005, **44**, 4212.
- 14 G. Stork and M. Isobe, *J. Am. Chem. Soc.*, 1975, **97**, 4745.
- 15 (a) T. Mukaiyama, K. Narasaka and K. Banno, *Chem. Lett.*, 1973, **2**, 1011; (b) J. Matsuo and T. Mukaiyama, *Angew. Chem., Int. Ed.*, 2013, **52**, 9109; (c) T. Mukaiyama, *Organic reactions*, ed. W. G. Dauben, G. A. Boswell, Jr., S. Danishefsky, H. W. Gschwend, R. F. Heck, R. F. Hirshchmann, A. S. Kende, L. A. Paquette, G. H. Posner, B. M. Trost, R. Bittman and B. Weinstein, Wiley, New York, 1982, vol 28, pp. 203–331.
- 16 I. S. Kim, M.-Y. Ngai and M. J. Krische, *J. Am. Chem. Soc.*, 2008, **130**, 6340.
- 17 M. Scholl, S. Ding, C. W. Lee and R. H. Grubbs, *Org. Lett.*, 1999, **1**, 953.
- 18 W. M. Perlman, *Tetrahedron Lett.*, 1967, **8**, 1663.
- 19 M. P. Doyle, K. Kundu and A. E. Russell, *Org. Lett.*, 2005, **7**, 5171.
- 20 N. Iwasawa and T. Mukaiyama, *Chem. Lett.*, 1987, **16**, 463.
- 21 S. Kobayashi, M. Murakami and T. Mukaiyama, *Chem. Lett.*, 1985, **14**, 1535.
- 22 S. Kobayashi and T. Mukaiyama, *J. Organomet. Chem.*, 1990, **382**, 39.
- 23 Y. Naruse, J. Ukai, N. Ikeda and H. Yamamoto, *Chem. Lett.*, 1985, **14**, 1451.
- 24 See the ESI† in detail.
- 25 J. Hood and R. B. Layton, *Can. J. Chem.*, 1970, **48**, 1626.
- 26 Y. Yamamoto, *Angew. Chem., Int. Ed.*, 1986, **25**, 947.
- 27 (a) S. J. Meek, R. V. O'Brien, J. Llaveria, R. R. Schrock and A. H. Hoveyda, *Nature*, 2011, **471**, 461; (b) M. J. Koh, R. K. M. Khan, S. Torker, M. Yu, M. S. Mikus and A. H. Hoveyda, *Nature*, 2015, **517**, 181; (c) C. Xu, X. Shen and A. H. Hoveyda, *J. Am. Chem. Soc.*, 2017, **139**, 10919; (d) J. Li, T. S. Ahmed, C. Xu, B. M. Stoltz and R. H. Grubbs, *J. Am. Chem. Soc.*, 2019, **141**, 154; (e) J. Li, B. M. Stoltz and R. H. Grubbs, *Org. Lett.*, 2019, **21**, 1013; (f) K. C. Nicolaou, K. K. Pulkuri, S. Rigol, Z. Peitsinis, R. Yu, S. Kishigami, N. Cen, M. Aujay, J. Sandoval, N. Zepeda and J. Gavrilyuk, *J. Org. Chem.*, 2019, **84**, 365.

