


IN THIS ISSUE

ISSN 2041-6539 CODEN CSHCBM 6(4) 2125–2626 (2015)



Cover

See Dik-Lung Ma, Chung-Hang Leung *et al.*, pp. 2166–2171.
Image reproduced by permission of Dik-Lung Ma from *Chem. Sci.*, 2015, 6, 2166.



Inside cover

See Basile Commarieu and Jerome P. Claverie, pp. 2172–2181.
Image reproduced by permission of Jerome P. Claverie from *Chem. Sci.*, 2015, 6, 2172.

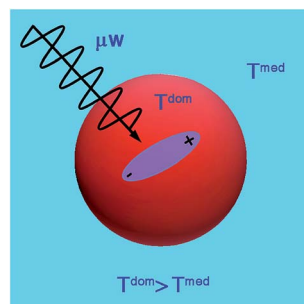
PERSPECTIVE

2144

On the existence of and mechanism for microwave-specific reaction rate enhancement

Gregory B. Dudley, Ranko Richert and A. E. Stiegman*

Microwave-specific chemical rate enhancement originates from the selective heating and accumulation of energy by solvated dipolar molecules in solution.



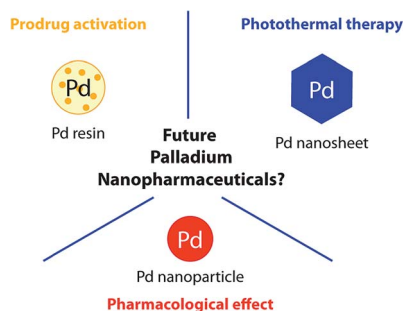
MINIREVIEWS

2153

Palladium: a future key player in the nanomedical field?

Anaëlle Dumas and Patrick Couvreur*

Palladium nanostructures with therapeutic potential are emerging as innovative tools in the nanomedical field.



Editorial staff

Interim executive editor

May Copsey

Deputy editor

Jeanne Andres

Editorial production manager

Philippa Ross

Development editors

Alessia Millemaggi

Cesar Palmero

Publishing editors

Matthew Bown, Sage Bowser, Hugh Cowley,
Ruth Dilleen, Cally Haynes, Alan Holder,
Samantha Ivell, James Moore, Liisa Niitsoo,
Victoria Richards, Susan Weatherby, Rachel Wood

Publishing assistants

Natalie Ford, Bethany Johnson, Rebecca Wojturska

Publisher

Jamie Humphrey

For queries about submitted articles please contact
Philippa Ross, Editorial production manager, in the
first instance. E-mail chemicalscience@rsc.org

For pre-submission queries please contact

May Copsey, Interim executive editor.

E-mail chemicalscience-rsc@rsc.org

Chemical Science (electronic: ISSN 2041-6539)

is published monthly by the Royal Society of
Chemistry, Thomas Graham House, Science Park,
Milton Road, Cambridge, CB4 0WF, UK.

Chemical Science is a Gold Open Access journal
and all articles from 2015 onwards are free to
read. Please email orders@rsc.org to register
your interest or contact RSC Order Department,
Royal Society of Chemistry, Thomas Graham
House, Science Park, Milton Road, Cambridge,
CB4 0WF, UK

Tel +44 (0)1223 432398; E-mail orders@rsc.org

Advertisement sales: Tel +44 (0) 1223 432246;

Fax +44 (0) 1223 426017; E-mail advertising@rsc.org

For marketing opportunities relating to this journal,
contact marketing@rsc.org

Chemical Science

www.rsc.org/chemicalscience

Editorial board

Editor-in-chief

Daniel G. Nocera, Harvard University

Associate editors

Alán Aspuru-Guzik, Harvard
University
Zhenan Bao, Stanford University
Christopher C. Cummins,
Massachusetts Institute of
Technology
Kazunari Domen, University of Tokyo

Vy Dong, University of California,
Irvine
Matthew Gaunt, University of
Cambridge
Hubert Girault, Federal Polytechnic
School of Lausanne
Christopher A. Hunter, University of
Cambridge
David A. Leigh, University of
Manchester
Kopin Liu, Academia Sinica

James K. McCusker, Michigan State
University
Wonwoo Nam, Ewha Womans
University
Carsten Schultz, European Molecular
Biology Laboratory
F. Dean Toste, University of California,
Berkeley
Haw Yang, Princeton University
Jihong Yu, Jilin University

Advisory board

Takuzo Aida, University of Tokyo
Markus Antonietti, Max Planck
Institute of Colloids and Interfaces
Polly Arnold, University of Edinburgh
Xinhe Bao, Dalian Institute of
Chemical Physics
Guy Bertrand, University of California,
Los Angeles
Jeffrey Bode, Swiss Federal Institute of
Technology Zurich
Christopher Chang, University of
California, Berkeley
Chi-Ming Che, University of Hong
Kong
Jason Chin, Medical Research Council
Laboratory of Molecular Biology
Daniel Chiu, University of Washington
Graham Cooks, Purdue University
Eugenio Coronado, University of
Valencia
Lee Cronin, University of Glasgow
Gautam R. Desiraju, Indian Institute of
Science, Bangalore
James Durrant, Imperial College
London
Ben Feringa, University of Groningen
Cynthia Friend, Harvard University
Makoto Fujita, University of Tokyo
Philip Gale, University of Southampton
Song Gao, Peking University
Jinlong Gong, Tianjin University
Justin Gooding, University of New
South Wales
Michael Graetzel, Federal Polytechnic
School of Lausanne
Duncan Graham, University of
Strathclyde
Boxing Han, Chinese Academy of
Sciences

Jeremy Harvey, University of Bristol
Christy Haynes, University of
Minnesota
Johan Hofkens, Catholic University
of Leuven
Linda Hsieh-Wilson, California
Institute of Technology
Eric Jacobsen, Harvard University
Takashi Kato, University of Tokyo
Seong Keun Kim, Seoul National
University
Jerome Lacour, University of Geneva
James Leighton, Columbia University
Steve Ley, University of Cambridge
Chao-Jun Li, McGill University
Wenbin Lin, University of North
Carolina
Watson Loh, Instituto de Quimica
Julie Macpherson, University of
Warwick
Stephen Mann, University of Bristol
Bert Meijer, Eindhoven University of
Technology
Nils Metzler-Nolte, Ruhr University
Bochum
Scott Miller, Yale University
Daniel Mindiola, Indiana University
Mohammad Movassaghi,
Massachusetts Institute of
Technology
Jonathan Nitschke, University of
Cambridge
Kyoko Nozaki, University of Tokyo
Takashi Ooi, Nagoya University
Rachel O'Reilly, University of Warwick
Michel Orrit, Leiden University
Oleg Ozerov, Texas A&M University
Hongkun Park, Harvard University

Rasmita Raval, University of Liverpool
Paul Reider, Princeton University
Stuart Rowan, Case Western Reserve
University
Richmond Sarpong, University of
California, Berkeley
Gregory Scholes, University of
Toronto
Oliver Seitz, Humboldt University of
Berlin
Kay Severin, Federal Polytechnic
School of Lausanne
Mikiko Sodeoka, RIKEN
Brian Stoltz, California Institute of
Technology
Weihong Tan, University of Florida
He Tian, East China University of
Science and Technology
Zhong-Qun Tian, Xiamen University
Andrei Tokmakoff, University of
Chicago
Jan Van Hest, Radboud University
Tom Welton, Imperial College London
Christina White, University of Illinois
Martin Wolf, Fritz Haber Institute of
the Max Planck Society
Omar Yaghi, University of California,
Los Angeles
Vivian Yam, University of Hong Kong
Yang Yang, University of California,
Los Angeles
Shu-Hong Yu, University of Science
and Technology of China
Qi-Lin Zhou, Nankai University

Information for authors

Full details on how to submit material for publication
in Chemical Science are given in the Instructions for
Authors (available from <http://www.rsc.org/authors>).
Submissions should be made via the journal's homepage:
<http://www.rsc.org/chemicalscience>.

Authors may reproduce/republish portions of their
published contribution without seeking permission
from the RSC, provided that any such republication is
accompanied by an acknowledgement in the form:
(Original Citation)–Reproduced by permission of
The Royal Society of Chemistry.

This journal is ©The Royal Society of Chemistry 2015.
Apart from fair dealing for the purposes of research or
private study for non-commercial purposes, or criticism
or review, as permitted under the Copyright, Designs and

Patents Act 1988 and the Copyright and Related
Rights Regulation 2003, this publication may only be
reproduced, stored or transmitted, in any form or by
any means, with the prior permission in writing of the
Publishers or in the case of reprographic reproduction
in accordance with the terms of licences issued by the
Copyright Licensing Agency in the UK. US copyright law is
applicable to users in the USA.

The Royal Society of Chemistry takes reasonable care in
the preparation of this publication but does not accept
liability for the consequences of any errors or omissions.

Ⓢ The paper used in this publication meets the
requirements of ANSI/NISO Z39.48–1992
(Permanence of Paper).
Registered Charity No. 207890.



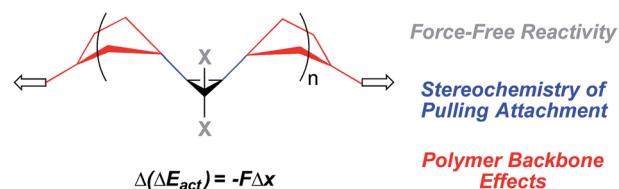
MINIREVIEWS

2158

Molecular engineering of mechanophore activity for stress-responsive polymeric materials

Cameron L. Brown and Stephen L. Craig*

Molecular-level design principles by which to engineer enhanced mechanophore activity are reviewed, with an emphasis on quantitative structure–activity studies determined for a family of *gem*-dihalocyclopropane mechanophores.



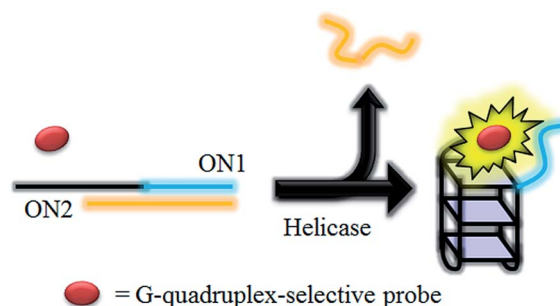
EDGE ARTICLES

2166

Label-free luminescence switch-on detection of hepatitis C virus NS3 helicase activity using a G-quadruplex-selective probe

Ka-Ho Leung, Hong-Zhang He, Bingyong He, Hai-Jing Zhong, Sheng Lin, Yi-Tao Wang, Dik-Lung Ma* and Chung-Hang Leung*

A novel luminescent G-quadruplex-selective iridium(III) complex was employed in a label-free G-quadruplex-based detection assay for hepatitis C virus NS3 helicase activity.

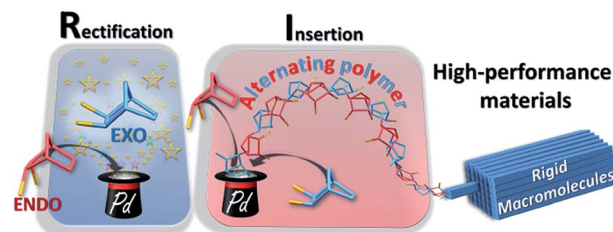


2172

Bypassing the lack of reactivity of *endo*-substituted norbornenes with the catalytic rectification–insertion mechanism

Basile Commarieu and Jerome P. Claverie*

The novel rectification–insertion mechanism for the polymerization of polar norbornenes: making alternating copolymers from a single monomer.

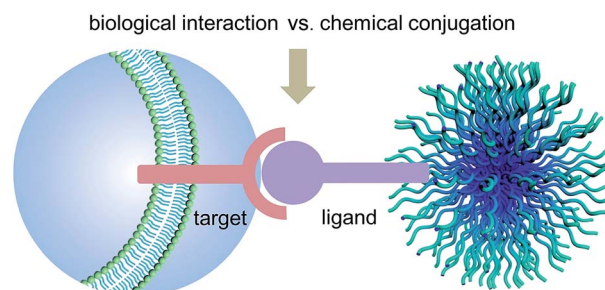


2182


Bioorthogonal oxime ligation mediated *in vivo* cancer targeting

Li Tang, Qian Yin, Yunxiang Xu, Qin Zhou, Kaimin Cai, Jonathan Yen, Lawrence W. Dobrucki and Jianjun Cheng*

Here, we report an *in vivo* cancer targeting strategy mediated by bioorthogonal oxime ligation.



2187

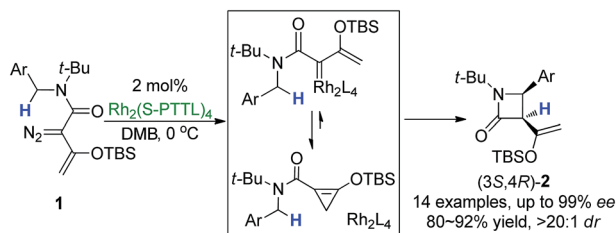


Interconvertible multiple photoluminescence color of a gold(I) isocyanide complex in the solid state: solvent-induced blue-shifted and mechano-responsive red-shifted photoluminescence

Tomohiro Seki, Taichi Ozaki, Takuma Okura, Kiyotaka Asakura, Aya Sakon, Hidehiro Uekusa* and Hajime Ito*

We report the first example of a mechanochromic compound that can switch between four individual types of photoluminescence in the solid state.

2196

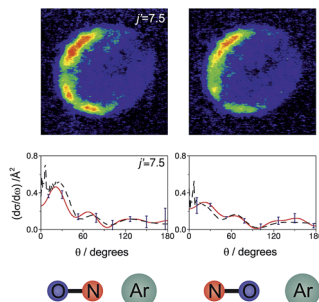


Enantioselective *cis*- β -lactam synthesis by intramolecular C–H functionalization from enoldiazoacetamides and derivative donor–acceptor cyclopropenes

Xinfang Xu,* Yongming Deng, David N. Yim, Peter Y. Zavalij and Michael P. Doyle*

β -Lactam derivatives are produced through donor–acceptor cyclopropene intermediates in high yield with exclusive *cis*-diastereoselectivity, and high enantiocontrol.

2202

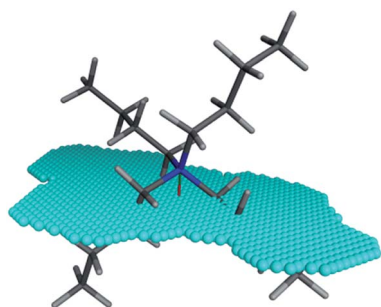


Steric effects and quantum interference in the inelastic scattering of NO(X) + Ar

B. Nichols, H. Chadwick, S. D. S. Gordon, C. J. Eyles, B. Hornung, M. Brouard,* M. H. Alexander, F. J. Aoiz, A. Gijsbertsen and S. Stolte

New measurements of the differential steric effect for NO + Ar inelastic scattering highlight the importance of quantum interference.

2211



Redefining *q*: quaternary ammonium cross sectional area (XSA) as a general descriptor for transport-limiting PTC rate approximations

S. E. Denmark* and J. J. Henle

Several descriptors were studied in transport-rate limiting PTC, with amphiphilic cross-sectional area (XSA) identified as a single-descriptor model of rate.

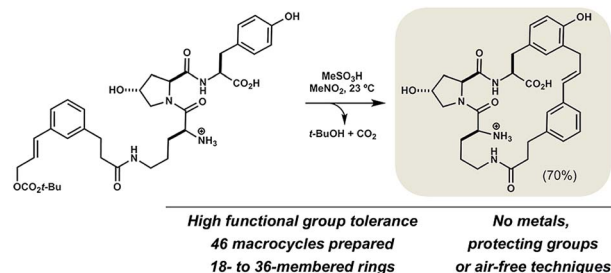


2219

Large ring-forming alkylations provide facile access to composite macrocycles

Tristan E. Rose, Kenneth V. Lawson and Patrick G. Harran*

Friedel–Crafts cinnamylations can form unique and varied macrocycles with unmatched ease and functional group tolerance.

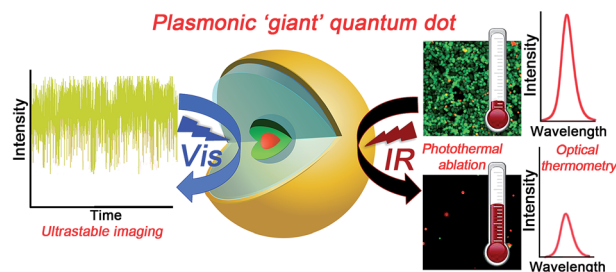


2224

Plasmonic giant quantum dots: hybrid nanostructures for truly simultaneous optical imaging, photothermal effect and thermometry

N. S. Karan, A. M. Keller, S. Sampat, O. Roslyak, A. Arefin, C. J. Hanson, J. L. Casson, A. Desiredy, Y. Ghosh, A. Piryatinski, R. Iyer, H. Htoon, A. V. Malko and J. A. Hollingsworth*

A new compact and multifunctional hybrid semiconductor–metal nanostructure is elucidated and demonstrated for real-time optical imaging, photothermal heating, and *in situ* thermometry.

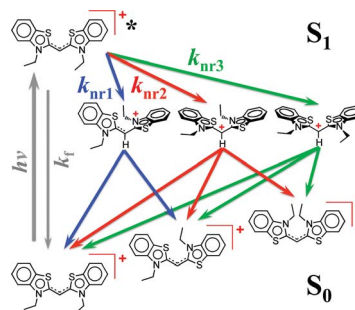


2237

Photoinduced dynamics of a cyanine dye: parallel pathways of non-radiative deactivation involving multiple excited-state twisted transients

Srigokul Upadhyayula, Vicente Nuñez, Eli M. Espinoza, Jillian M. Larsen, Duoduo Bao, Dewen Shi, Jenny T. Mac, Bahman Anvari and Valentine I. Vullev*

A photoexcited cyanine dye deactivates via multiple non-radiative pathways, only one of which is principally responsible for quenching its fluorescence.

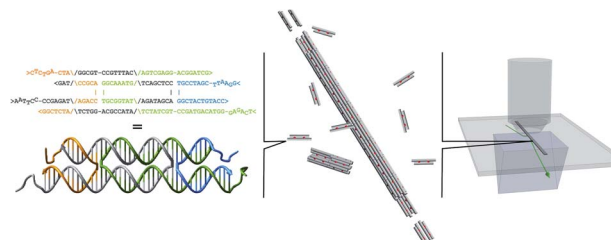


2252

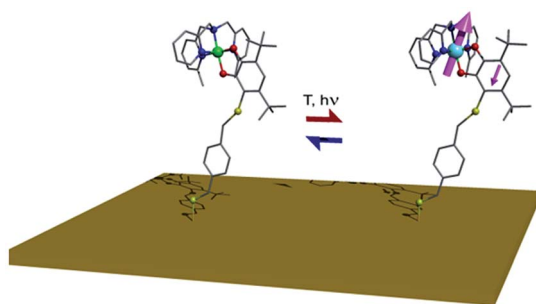
Thermodynamics and kinetics of DNA nanotube polymerization from single-filament measurements

Rizal F. Hariadi, Bernard Yurke and Erik Winfree*

Single-filament measurement of the thermodynamic and kinetic parameters of DNA nanotube assembly supports a polymerization/depolymerization model sharing common features with cytoskeletal polymer models.



2268

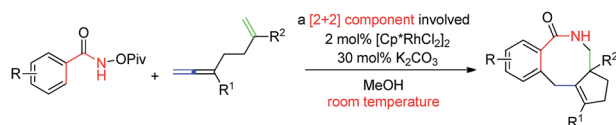


Thermal and optical control of electronic states in a single layer of switchable paramagnetic molecules

Giordano Poneti,^{*} Lorenzo Poggini, Matteo Mannini,^{*} Brunetto Cortigiani, Lorenzo Sorace, Edwige Otero, Philippe Saintavit, Agnese Magnani, Roberta Sessoli and Andrea Dei

Thermally and optically induced Valence Tautomeric interconversion has been observed for a monolayer of a cobalt–dioxolene complex on gold.

2275

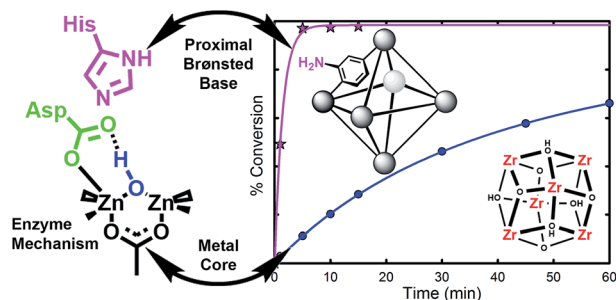


Rhodium-catalyzed C–H functionalization-based approach to eight-membered lactams

Shangze Wu, Rong Zeng, Chunling Fu, Yihua Yu, Xue Zhang^{*} and Shengming Ma^{*}

Fused tricyclic skeleton in one shot: a Rh^{III} catalyzed formal [4 + 2 + 2] cyclization of *N*-pivaloyloxybenzamides **1** with 1,6-allene-enes **2** adding two cycles to the benzene ring compatible with ambient air and moisture with a tolerance of many synthetic useful functional groups at room temperature have been developed.

2286

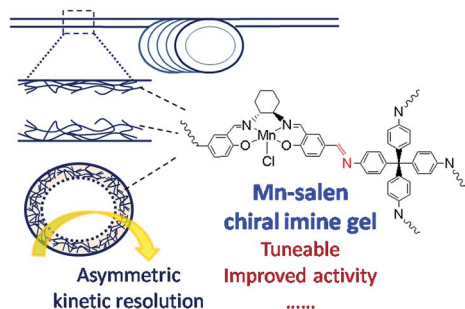


Exploiting parameter space in MOFs: a 20-fold enhancement of phosphate-ester hydrolysis with UiO-66-NH₂

Michael J. Katz, Su-Young Moon, Joseph E. Mondloch, M. Hassan Beyzavi, Casey J. Stephenson, Joseph T. Hupp^{*} and Omar K. Farha^{*}

Using the enzymatic mechanism of phosphoesterase as a template, we were able to modify a metal–organic framework such that the hydrolysis rates were 50 times faster than previously demonstrated with UiO-66.

2292



A catalytic chiral gel microfluidic reactor assembled via dynamic covalent chemistry

Haoliang Liu, Juan Feng, Jianyong Zhang,^{*} Philip W. Miller,^{*} Liuping Chen and Cheng-Yong Su^{*}

A novel dynamic covalent gel strategy is reported to immobilize an asymmetric catalyst within the channels of a microfluidic flow reactor.

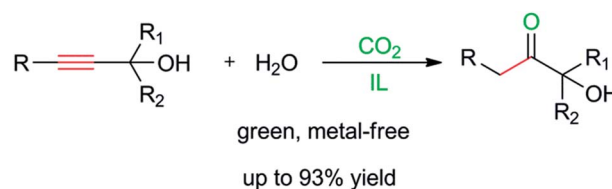


2297

Task-specific ionic liquid and CO₂-cocatalysed efficient hydration of propargylic alcohols to α -hydroxy ketones

Yanfei Zhao, Zhenzhen Yang, Bo Yu, Hongye Zhang, Huanjun Xu, Leiduan Hao, Buxing Han and Zhimin Liu*

Task-specific ionic liquid and CO₂-cocatalysed efficient hydration of propargylic alcohols to α -hydroxy ketones.

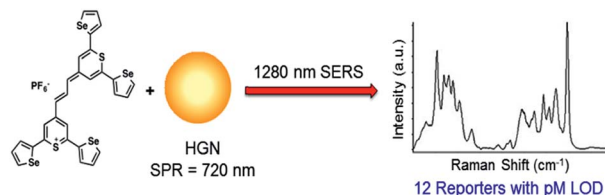


2302

Extreme red shifted SERS nanotags

Matthew A. Bedics, Hayleigh Kearns, Jordan M. Cox, Sam Mabbott, Fatima Ali, Neil C. Shand, Karen Faulds, Jason B. Benedict, Duncan Graham* and Michael R. Detty*

Extreme red-shifted nanotags have been developed and they provide effective SERS with picomolar detection limits when excited at 1280 nm.



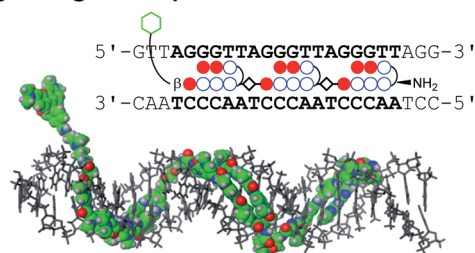
2307

Tandem trimer pyrrole-imidazole polyamide probes targeting 18 base pairs in human telomere sequences

Yusuke Kawamoto, Asuka Sasaki, Kaori Hashiya, Satoru Ide, Toshikazu Bando,* Kazuhiro Maeshima* and Hiroshi Sugiyama*

The novel tandem trimer pyrrole-imidazole polyamide probe targeting 18 bp in telomeric repeats visualized telomeres in human cells selectively.

Targeting 18 bp in Human Telomeres

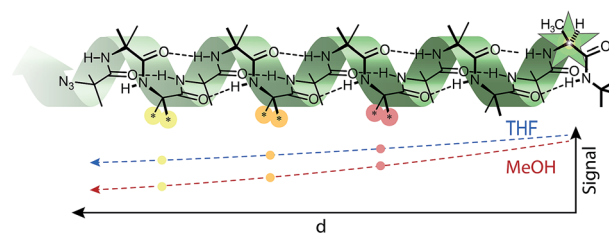


2313

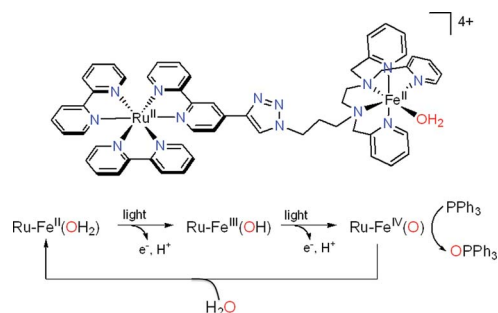
Flaws in foldamers: conformational uniformity and signal decay in achiral helical peptide oligomers

Bryden A. F. Le Bailly, Liam Byrne, Vincent Diemer, Mohammadali Foroozandeh, Gareth A. Morris and Jonathan Clayden*

The conformational influence of a single stereogenic centre in an otherwise achiral oligomer behaves as a signal that decays with distance.



2323

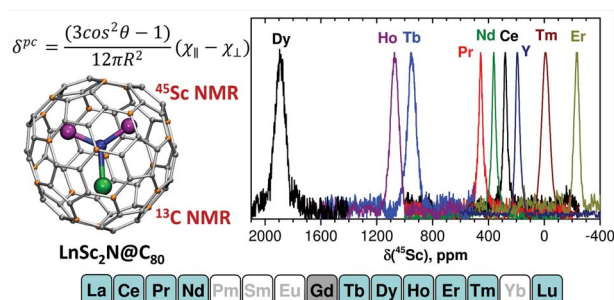


Successive light-induced two electron transfers in a Ru–Fe supramolecular assembly: from Ru–Fe(II)–OH₂ to Ru–Fe(IV)–oxo

C. Herrero, A. Quaranta, M. Sircoglou, K. Sénéchal-David, A. Baron, I. Marin, C. Buron, J.-P. Baltaze, W. Leibl,* A. Aukauloo* and F. Banse*

A Ru^{II}–Fe^{II} chromophore–catalyst assembly performs the visible-light activation of a metal-bound water molecule to form a metal oxo species responsible for the oxidation of a substrate.

2328

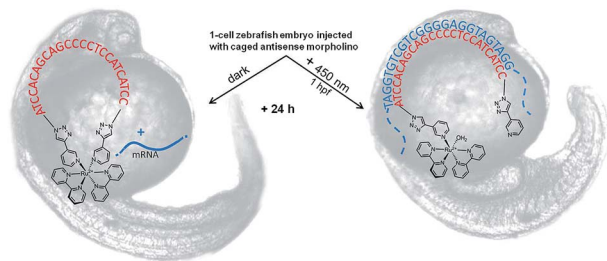


Magnetic anisotropy of endohedral lanthanide ions: paramagnetic NMR study of MSc₂N@C₈₀-I_h with M running through the whole 4f row

Y. Zhang, D. Krylov, M. Rosenkranz, S. Schiemenz and A. A. Popov*

Paramagnetic and variable temperature ¹³C and ⁴⁵Sc nuclear magnetic resonance studies are performed for nitride clusterfullerenes MSc₂N@C₈₀ with icosahedral I_h(7) carbon cage, where M runs through all lanthanides forming nitride clusters.

2342

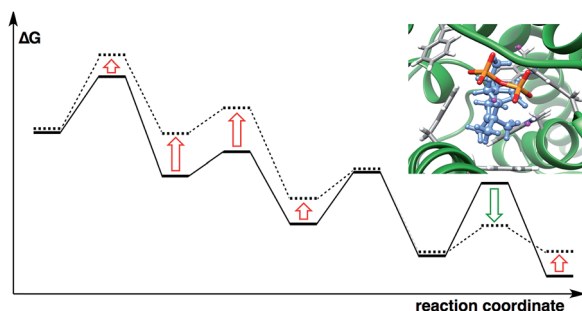


Ruthenium-caged antisense morpholinos for regulating gene expression in zebrafish embryos

Julianne C. Griepenburg, Teresa L. Rapp, Patrick J. Carroll, James Eberwine and Ivan J. Dmochowski*

Ruthenium photolinkers provide a versatile method of using visible light to control structure and function of biopolymers.

2347



Modulation of inherent dynamical tendencies of the bisabolyl cation via preorganization in epi-isozizaene synthase

Ryan P. Pemberton, Krystina C. Ho and Dean J. Tantillo*

The relative importance of various factors controlling the product distribution for a terpene synthase are elucidated through a combination of quantum chemical, dynamics and automated docking calculations.

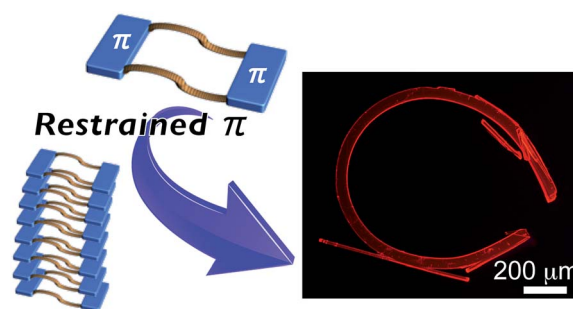


2354

Highly bent crystals formed by restrained π -stacked columns connected *via* alkylene linkers with variable conformations

Chih-Ming Chou, Shunpei Nobusue, Shohei Saito,*
Daishi Inoue, Daisuke Hashizume
and Shigehiro Yamaguchi*

Highly bent organic crystals are reproducibly prepared using a structurally restrained macrocyclic π -conjugated system with two flexible linkers. The appropriate length of the linkers to produce a void within the macrocycle is key to the observed bending of the crystals.

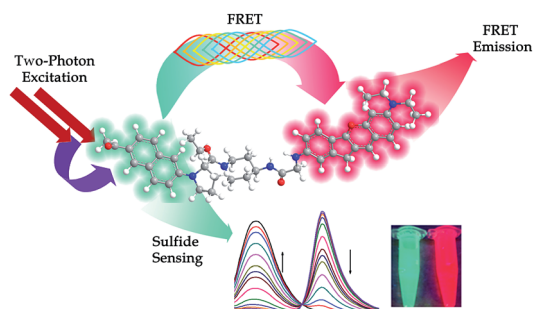


2360

Engineering a FRET strategy to achieve a ratiometric two-photon fluorescence response with a large emission shift and its application to fluorescence imaging

Lin Yuan,* Fangping Jin, Zebing Zeng,* Chengbin Liu,
Shenglian Luo and Jishan Wu

A FRET strategy was applied to develop a ratiometric two-photon fluorescent probe with a large emission shift for imaging in cells and tissues.

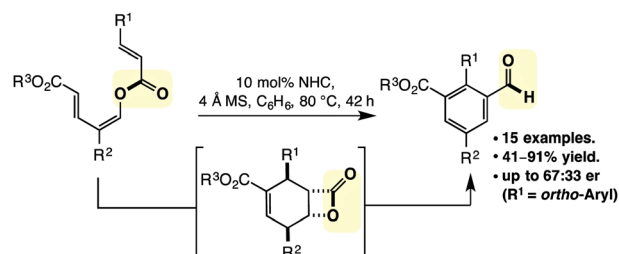


2366

N-Heterocyclic carbene catalysed redox isomerisation of esters to functionalised benzaldehydes

Lisa Candish, Alison Levens and David W. Lupton*

N-Heterocyclic carbene catalysed redox isomerisation with reduction about the carbonyl has been developed in the transformation of trienyl esters to tetrasubstituted benzaldehydes.

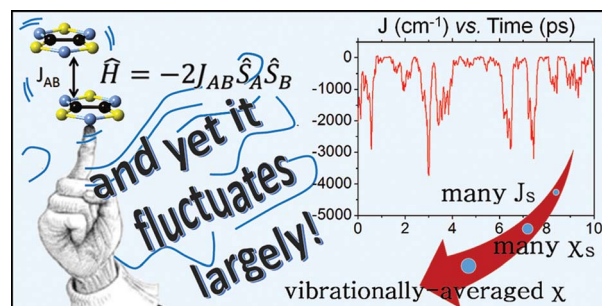


2371

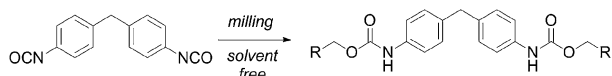
Dynamical effects on the magnetic properties of dithiazolyl bistable materials

Sergi Vela, Mercè Deumal, Motoyuki Shiga, Juan J. Novoa
and Jordi Ribas-Arino*

Using 1,3,5-trithia-2,4,6-triazapentalenyl material as a proof of concept, we demonstrate that vibrations of radicals can play a prime role in defining the magnetic properties of certain organic magnets.



2382

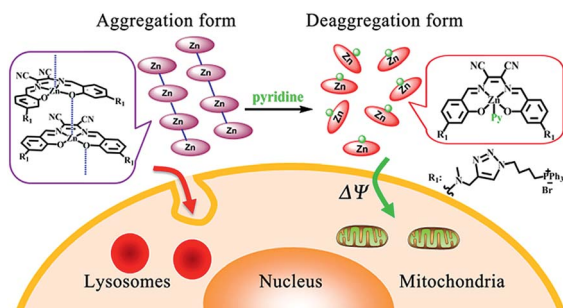


Development of solvent-free synthesis of hydrogen-bonded supramolecular polyurethanes

Kelly. A. Houton, George M. Burslem and Andrew. J. Wilson*

A solvent free ball-milling method for the synthesis of small molecule and oligomeric carbamates is described that is applicable to supramolecular polymer synthesis.

2389

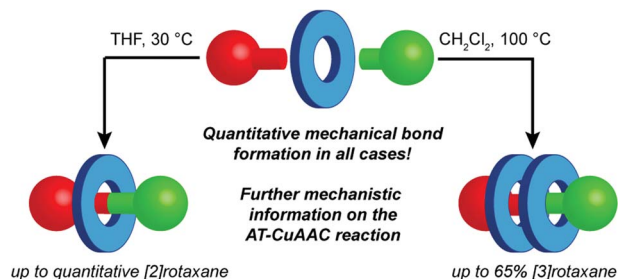


Unravelling the correlation between metal induced aggregation and cellular uptake/subcellular localization of Znsalen: an overlooked rule for design of luminescent metal probes

Juan Tang, Yuan-Bo Cai, Jing Jing and Jun-Long Zhang*

We demonstrate the importance of speciation of luminescent metal complexes in water on biological behaviours such as cellular uptake and subcellular localization.

2398

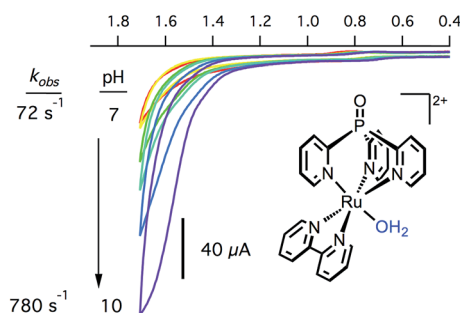


Competitive formation of homocircuit [3]rotaxanes in synthetically useful yields in the bipyridine-mediated active template CuAAC reaction

Edward A. Neal and Stephen M. Goldup*

We demonstrate that, depending on reaction conditions, [2]rotaxanes are produced in essentially quantitative yield in the AT-CuAAC reaction regardless of macrocycle size, and hard to access doubly threaded [3]rotaxanes can be synthesised in up to 50% isolated yield in a four component coupling step.

2405



Rapid water oxidation electrocatalysis by a ruthenium complex of the tripodal ligand tris(2-pyridyl)phosphine oxide

Andrew G. Walden and Alexander J. M. Miller*

A ruthenium complex of the tripodal ligand tris(2-pyridyl)-phosphine oxide exhibits rapid water oxidation electrocatalysis over a wide pH range.

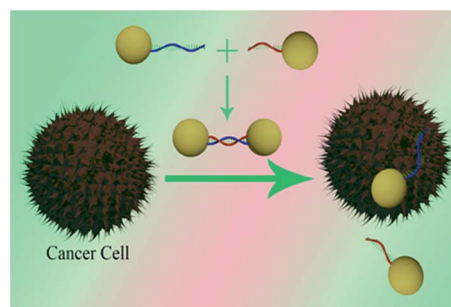


2411

Long-range two-photon scattering spectroscopy ruler for screening prostate cancer cells

Sudarson Sekhar Sinha, Dilip K. Paul, Rajashekhar Kanchanapally, Avijit Pramanik, Suhash Reddy Chavva, Bhanu Priya Viraka Nellore, Stacy J. Jones and Paresch Chandra Ray*

Development of a long-range TPS ruler for the screening of prostate cancer cells with sensitivity of 5 cells per mL level is demonstrated.

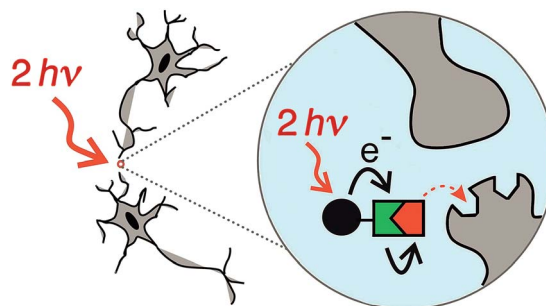


2419

Two-photon sensitive protecting groups operating via intramolecular electron transfer: uncaging of GABA and tryptophan

Karolina A. Korzycka, Philip M. Bennett, Eduardo Jose Cueto-Diaz, Geoffrey Wicks, Mikhail Drobizhev, Mireille Blanchard-Desce, Aleksander Rebane and Harry L. Anderson*

We present a modular approach to photo-labile protecting groups based on photoinduced electron transfer, providing high sensitivity to two-photon excitation.

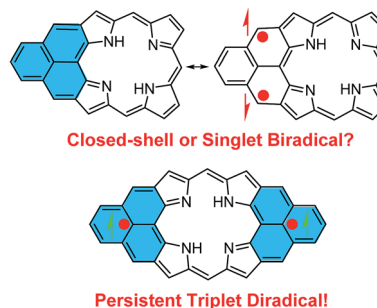


2427

Phenalenyl-fused porphyrins with different ground states

Wangdong Zeng, Sangsu Lee, Minjung Son, Masatoshi Ishida, Ko Furukawa, Pan Hu, Zhe Sun, Dongho Kim* and Jishan Wu*

Fusion of one or two phenalenyl units onto the porphyrin core led to biradicaloids with different ground state, physical property and chemical reactivity.

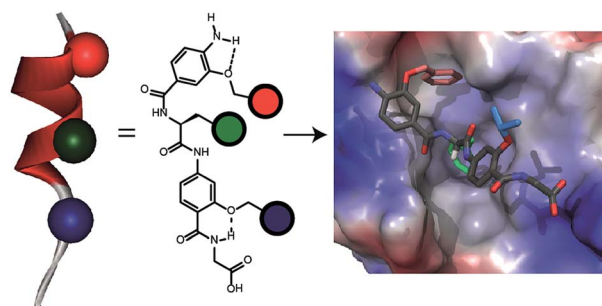


2434

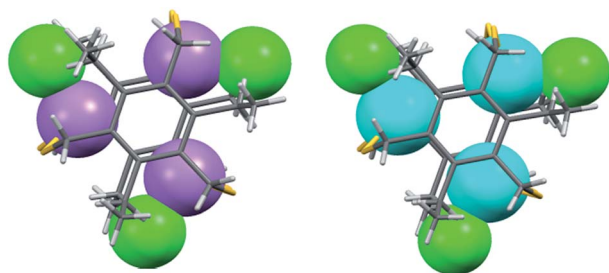
Stereocontrolled protein surface recognition using chiral oligoamide proteomimetic foldamers

Valeria Azzarito, Jennifer A. Miles, Julie Fisher, Thomas A. Edwards, Stuart L. Warriner and Andrew J. Wilson*

An oligoamide helix mimicking foldamer with well-defined conformation is shown to recognize its target protein *hDM2* in a manner that depends upon the composition, spatial projection and stereochemistry of functional groups appended to the scaffold.



2444

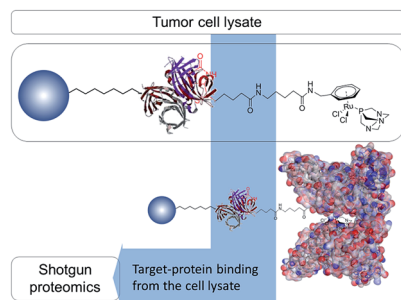


Self-assembled trinuclear arsenic and antimony macrobicycles

Mary S. Collins, Robert Y. Choi, Lev N. Zakharov, Lori A. Watson, Benjamin P. Hay and Darren W. Johnson*

Six new macrobicyclic $\text{Pn}_3\text{L}_2\text{Cl}_3$ complexes ($\text{Pn} = \text{As}, \text{Sb}$) were synthesized by self-assembly of a three-fold symmetric trithiol and PnCl_3 .

2449

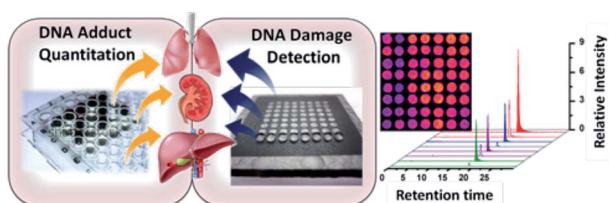


Target profiling of an antimetastatic RAPTA agent by chemical proteomics: relevance to the mode of action

Maria V. Babak, Samuel M. Meier, Kilian V. M. Huber, Jóhannes Reynisson, Anton A. Legin, Michael A. Jakupec, Alexander Roller, Alexey Stukalov, Manuela Gridling, Keiryn L. Bennett, Jacques Colinge, Walter Berger, Paul J. Dyson, Giulio Superti-Furga, Bernhard K. Keppler and Christian G. Hartinger*

The RAPTA pharmacophore was linked to beads to identify its biomolecular targets in cancer cells.

2457

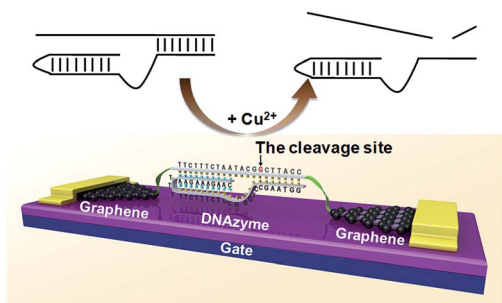


Elucidating organ-specific metabolic toxicity chemistry from electrochemiluminescent enzyme/DNA arrays and bioreactor bead-LC-MS/MS

Dhanuka P. Wasalathanthri, Dandan Li, Donghui Song, Zhifang Zheng, Dharamainder Choudhary, Ingela Jansson, Xiuling Lu, John B. Schenkman and James F. Rusling*

Combining electrochemiluminescent array and bioreactor bead-LC-MS/MS featuring metabolic enzyme-DNA films provide an efficient, comprehensive approach to simultaneously elucidate metabolic DNA damage chemistries at different human organs for potential new drugs.

2469



Graphene–DNAzyme junctions: a platform for direct metal ion detection with ultrahigh sensitivity

Li Gao, Le-Le Li, Xiaolong Wang, Peiwen Wu, Yang Cao, Bo Liang, Xin Li, Yuanwei Lin, Yi Lu* and Xuefeng Guo*

We describe a method of creating graphene–DNAzyme junctions capable of directly detecting paramagnetic Cu^{2+} with femtomolar sensitivity and high selectivity.

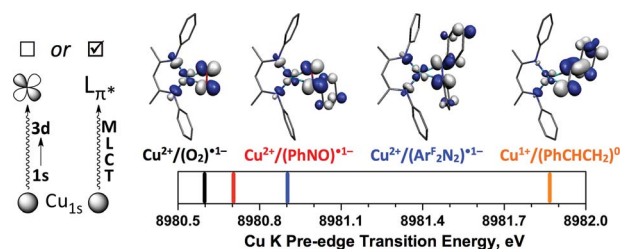


2474

Re-evaluating the Cu K pre-edge XAS transition in complexes with covalent metal–ligand interactions

Neil C. Tomson,* Kamille D. Williams, Xuliang Dai, Stephen Sproules, Serena DeBeer, Timothy H. Warren* and Karl Wieghardt*

Covalent metal–ligand interactions can lead to Cu K pre-edge transitions that result from metal-to-ligand charge transfer, instead of $1s \rightarrow 3d$, character.

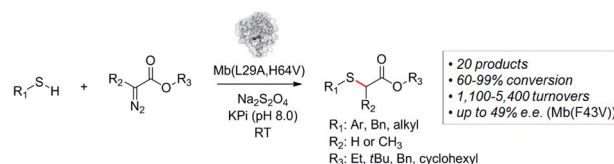


2488

Intermolecular carbene S–H insertion catalysed by engineered myoglobin-based catalysts

Vikas Tyagi, Rachel B. Bonn and Rudi Fasan*

The first example of a biocatalytic strategy for the synthesis of thioethers via an intermolecular carbene S–H insertion reaction is reported.

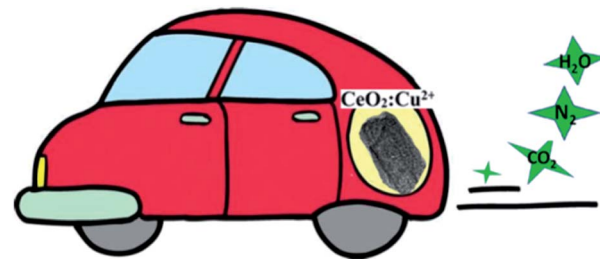


2495

Copper doped ceria porous nanostructures towards a highly efficient bifunctional catalyst for carbon monoxide and nitric oxide elimination

Shanlong Li, Nengli Wang, Yonghai Yue, Guangsheng Wang, Zhao Zu and Yu Zhang*

Cu^{2+} doped CeO_2 porous nanomaterials were synthesized by calcining $CeCu$ –MOF nanocrystals. They exhibited a superior bifunctional catalytic performance for CO oxidation and selective catalytic reduction of NO.

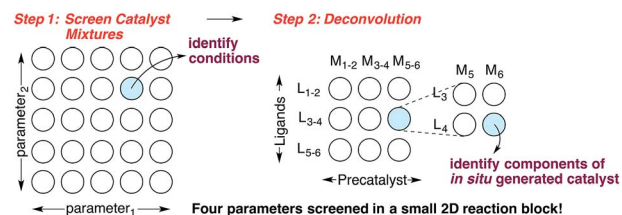


2501

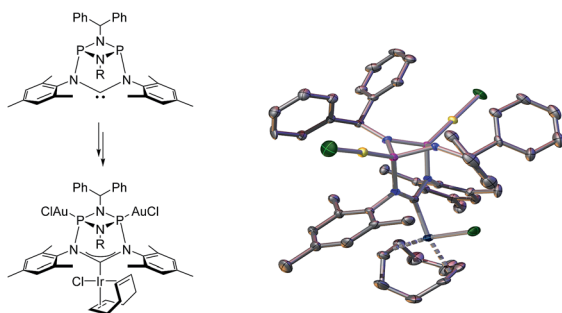
Identifying lead hits in catalyst discovery by screening and deconvoluting complex mixtures of catalyst components

Eléna Wolf, Edward Richmond and Joseph Moran*

A combinatorial screening strategy is described that exploits complex mixtures of precatalysts and ligands to rapidly uncover lead *in situ* generated catalysts.



2506

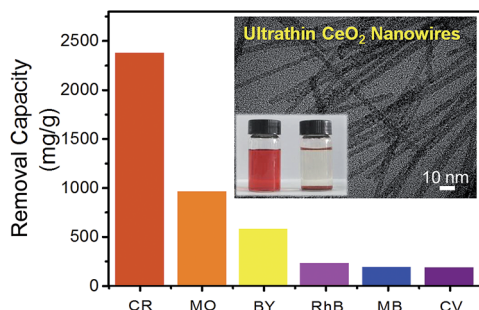


Extending *N*-heterocyclic carbene ligands into the third dimension: a new type of hybrid phosphazane/NHC system

Torsten Roth, Vladislav Vasilenko, Callum G. M. Benson, Hubert Wadepohl, Dominic S. Wright* and Lutz H. Gade*

A new type of hybrid phosph(III)azane/NHC system is described in which a phosphazane P_2N_2 ring provides unique opportunities for modifying the electronic and steric character of these carbenes.

2511

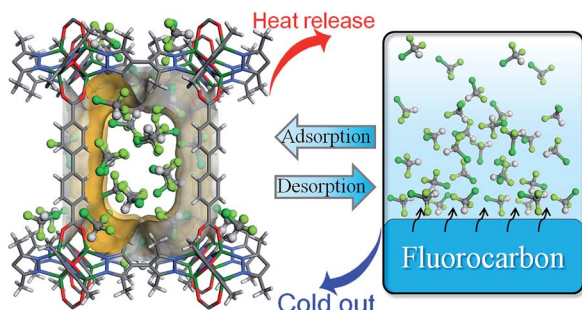


Template- and surfactant-free synthesis of ultrathin CeO_2 nanowires in a mixed solvent and their superior adsorption capability for water treatment

Xiao-Fang Yu, Jian-Wei Liu, Huai-Ping Cong, Lei Xue, Muhammad Nadeem Arshad, Hassan A. Albar, Tariq R. Sobahi, Qiang Gao and Shu-Hong Yu*

Ultrathin CeO_2 nanowires can be prepared by a one-step refluxing approach in a mixed solvent without any templates or surfactants, and exhibit excellent adsorption capabilities in water treatment.

2516

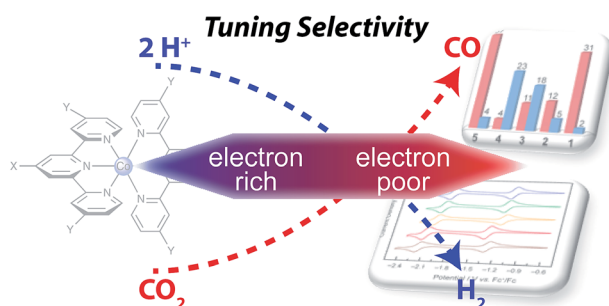


Tuning fluorocarbon adsorption in new isorecticular porous coordination frameworks for heat transformation applications

Rui-Biao Lin, Tai-Yang Li, Hao-Long Zhou, Chun-Ting He, Jie-Peng Zhang* and Xiao-Ming Chen

We report adsorption behaviors of a typical fluorocarbon R22 ($CHClF_2$) in a new series of isorecticular porous coordination frameworks $[Zn_4O(bpz)_2(lcd)]$.

2522



Turning it off! Disfavouring hydrogen evolution to enhance selectivity for CO production during homogeneous CO_2 reduction by cobalt-terpyridine complexes

Noémie Elgrishi, Matthew B. Chambers and Marc Fontecave*

Understanding the activity and selectivity of molecular catalysts for CO_2 reduction to fuels is an important scientific endeavour in addressing the growing global energy demand.

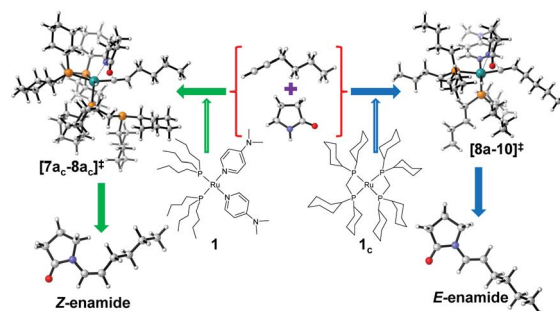


2532

Computational study of the mechanism and selectivity of ruthenium-catalyzed hydroamidations of terminal alkynes

Bholanath Maity, Lukas J. Gooßen* and Debasis Koley*

Density functional theory calculations were performed to elucidate the mechanism of the ruthenium-catalyzed hydroamidation of terminal alkynes, a powerful and sustainable method for the stereoselective synthesis of enamides.

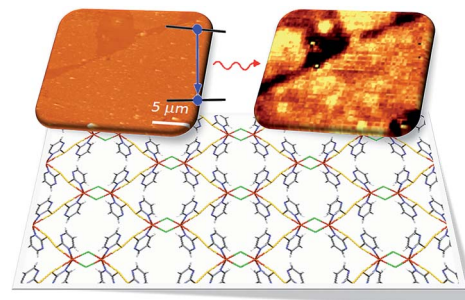


2553

Mechanical and optical properties of ultralarge flakes of a metal–organic framework with molecular thickness

Cristina Hermosa, Benjamin R. Horrocks, José I. Martínez, Fabiola Liscio, Julio Gómez-Herrero* and Félix Zamora*

The red emission on isolated 2d-mof flakes with areas of square microns and molecular thicknesses (from single up to ca. 50 layers) has been characterized. Free-standing flakes have also been produced and their mechanical and optical properties studied.

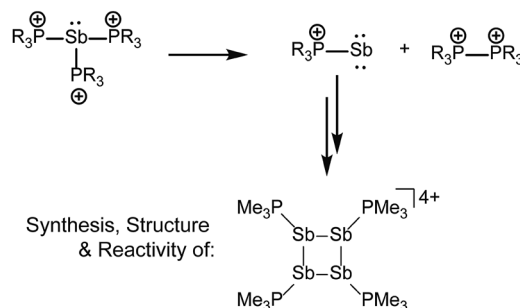


2559

Synthesis and reactivity of cyclo-tetra(stibinophosphonium) tetracations: redox and coordination chemistry of phosphine–antimony complexes

Saurabh S. Chitnis, Alasdair P. M. Robertson, Neil Burford*, Jan J. Weigand* and Roland Fischer

Reactions of trialkylphosphines with antimony(III) triflates yield *catena*-antimony(I) cations revealing a new reductive elimination/oxidative coupling reaction for P–Sb coordination complexes.

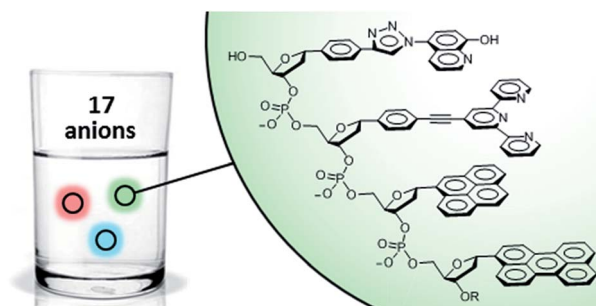


2575

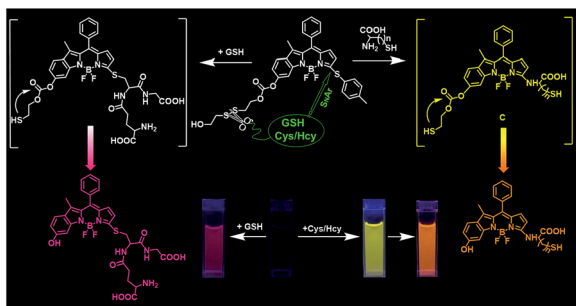
Pattern-based detection of anion pollutants in water with DNA polyfluorophores

Hyukin Kwon, Wei Jiang and Eric T. Kool*

Eight fluorescent DNA-like oligomers bound to Y(III) or Zn(II) and attached to microbeads were able to distinguish 17 anions at micromolar concentrations in water.



2584

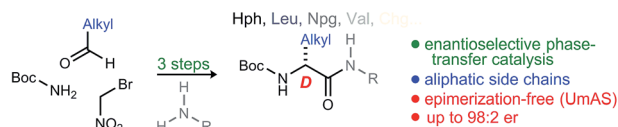


A dual-response BODIPY-based fluorescent probe for the discrimination of glutathione from cysteine and homocysteine

Feiyi Wang, Li Zhou, Chunchang Zhao,* Rui Wang, Qiang Fei, Sihang Luo, Zhiqian Guo, He Tian and Wei-Hong Zhu*

By employing a dual response approach, distinguishable fluorescence signals are initiated by GSH-mediated and Cys/Hcy-induced cascade reactions, thus allowing selective detection.

2590

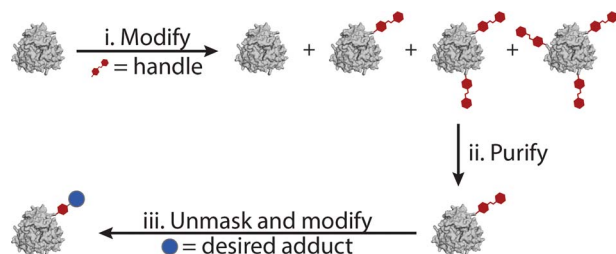


Enantioselective synthesis of D-α-amino amides from aliphatic aldehydes

Kenneth E. Schwietzer and Jeffrey N. Johnston*

Bromonitromethane is used in a phase transfer-catalysed enantioselective aza-Henry reaction, leading to D-amino amide bearing an alkyl chain.

2596

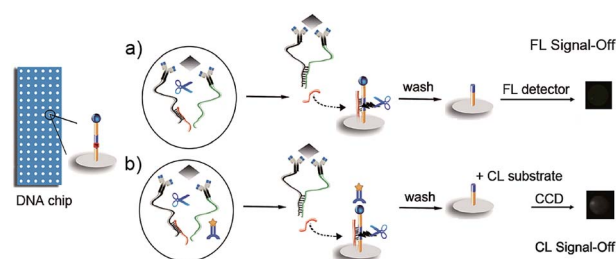


Controlled levels of protein modification through a chromatography-mediated bioconjugation

Richard L. Kwant, Jake Jaffe, Peter J. Palmere and Matthew B. Francis*

This article introduces a method to control levels of protein modification through a chromatography-mediated bioconjugation.

2602



High-throughput imaging assay of multiple proteins via target-induced DNA assembly and cleavage

Chen Zong, Jie Wu, Mengmeng Liu, Feng Yan and Huangxian Ju*

A versatile imaging strategy integrated with target-induced DNA assembly and cleavage was designed for an assay for multiple proteins.

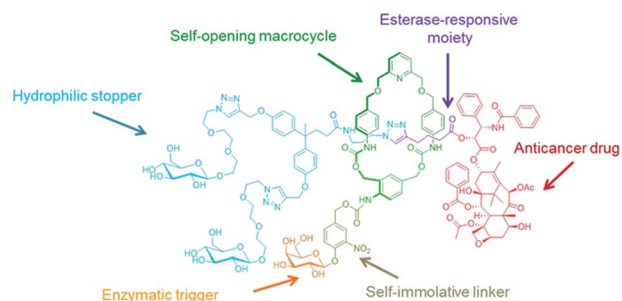


2608

A mechanically interlocked molecular system programmed for the delivery of an anticancer drug

Romain Barat, Thibaut Legigan, Isabelle Tranoy-Opalinski, Brigitte Renoux, Elodie Péraudeau, Jonathan Clarhaut, Pauline Poinot, Antony E. Fernandes, Vincent Aucagne, David A. Leigh and Sébastien Papot*

The development of mechanically interlocked molecular systems programmed to operate autonomously in biological environments is an emerging field of research with potential medicinal applications.



2614

Compact, hydrophilic, lanthanide-binding tags for paramagnetic NMR spectroscopy

M. D. Lee, C.-T. Loh, J. Shin, S. Chhabra, M. L. Dennis, G. Otting, J. D. Swarbrick* and B. Graham*

The design, synthesis and evaluation of four novel lanthanide-binding tags for paramagnetic NMR spectroscopy are reported.

