



CrossMark  
click for updates

Cite this: *Chem. Sci.*, 2017, 8, 452

Received 11th July 2016  
Accepted 20th August 2016

DOI: 10.1039/c6sc03055f

www.rsc.org/chemicalscience

# Selective transition-metal-free vicinal *cis*-dihydroxylation of saturated hydrocarbons†

Luis Bering<sup>ab</sup> and Andrey P. Antonchick<sup>\*ab</sup>

A transition-metal-free *cis*-dihydroxylation of saturated hydrocarbons under ambient reaction conditions has been developed. The described approach allows a direct and selective synthesis of vicinal diols. The new reaction thereby proceeds *via* radical iodination and a sequence of oxidation steps. A broad scope of one-pot dual C(sp<sup>3</sup>)–H bond functionalization for the selective synthesis of vicinal *syn*-diols was demonstrated.

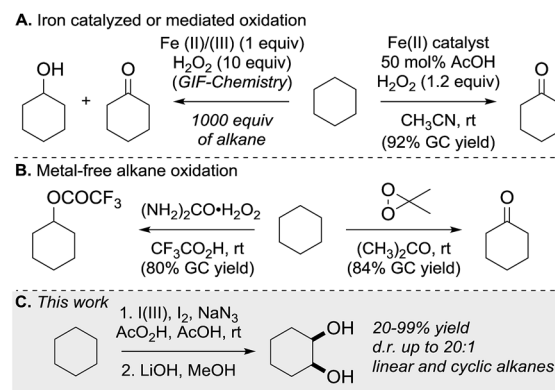
## Introduction

C–H bond functionalization of aliphatic hydrocarbons represents a long-standing goal in organic chemistry.<sup>1</sup> The selective functionalization of the chemically inert and ubiquitous C(sp<sup>3</sup>)–H bond is a great challenge. The participation of hydrocarbons in chemical reactions often requires high temperatures at the expense of the controllability and economy of product formation.<sup>2</sup> As well as aliphatic C–H bond halogenation, alkylation, aminations, dehydrogenation and borylation, direct C–H bond hydroxylation has gained significant interest.<sup>3</sup> Alcohols and polyols are important synthetic precursors, structural motifs in natural products and bioactive molecules and are employed in numerous industrial processes.<sup>4</sup> To date a variety of metal-based, cytochrome P450 inspired and metal-free methods for the hydroxylation of unactivated C–H bonds exist.<sup>5</sup> Since 1983, Barton and co-workers pioneered the iron-mediated oxidation of alkanes under mild conditions (GIF chemistry) and more recently White *et al.* developed an iron-based catalyst that efficiently oxidizes one equivalent of cyclohexane to the corresponding ketone (Scheme 1A).<sup>6</sup> In the absence of metal catalyst, the oxidation of hydrocarbons was realized using oxidants in the presence of strong acids or dimethyldioxirane and its analogues (Scheme 1B).<sup>7</sup> Overoxidation, dehydration and low selectivity are common outcomes of the described methods. 1,2-Diols have high importance in organic synthesis and have found wide application. State of the art methods for diol synthesis are predominately based on the dihydroxylation of alkenes in a metal-catalyzed or metal-free manner.<sup>8</sup> Despite the progress towards efficient and selective aliphatic C–H bond mono-functionalization, practical methods enabling the direct

vicinal dihydroxylation of hydrocarbons are not known. Herein we report the first selective vicinal *cis*-dihydroxylation of saturated hydrocarbons (Scheme 1C). The developed method allows the synthesis of *cis*-diols under transition-metal-free and ambient reaction conditions.

## Results and discussion

In 2002 Barluenga and co-workers reported the metal-free functionalization of cyclohexane (1) using phenyliodine diacetate (PIDA), I<sub>2</sub> and *t*BuOH (Scheme 2).<sup>9</sup> The reaction proceeds *via* the formation of iodocyclohexane (2), further oxidation and the *trans*-addition of acetylhypiodide (AcOI) to give 2-iodohexyl acetate (4). Critical for the transformation is the generation of an alkene intermediate through the elimination of AcOI. The same course of reaction was proposed by Sudalai *et al.*<sup>10</sup> Nevertheless, a high excess of alkane (200 equiv.) and elevated temperatures were required in both cases to achieve products. In the course of our studies exploring radical reactions and the functionalization of simple alkanes mediated by hypervalent iodine(III) reagents, we considered the transient formation of



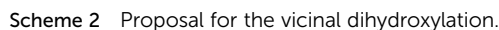
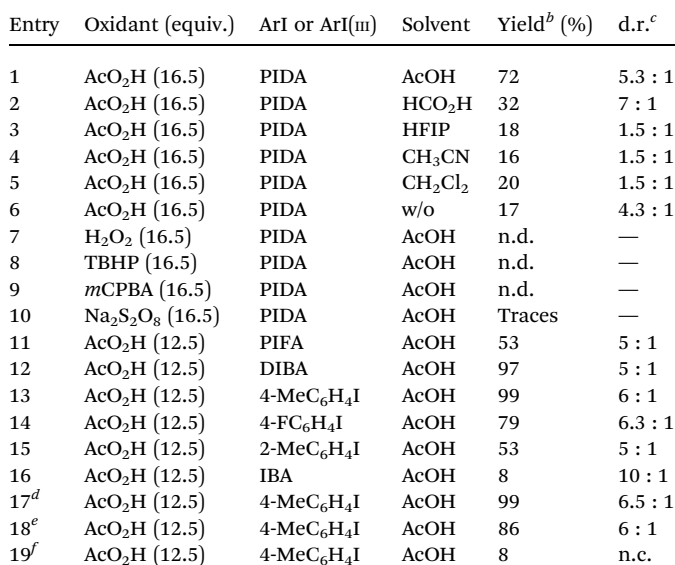
Scheme 1 Direct C(sp<sup>3</sup>)–H bond oxidation of alkanes.

<sup>a</sup>Max-Planck-Institut für molekulare Physiologie, Abteilung Chemische Biologie, Otto-Hahn-Straße 11, 44227 Dortmund, Germany. E-mail: Andrey.Antonchick@mpi-dortmund.mpg.de

<sup>b</sup>Technische Universität Dortmund, Otto-Hahn-Straße 4a, 44227 Dortmund, Germany

† Electronic supplementary information (ESI) available. See DOI: 10.1039/c6sc03055f



Table 1 Optimization of reaction conditions<sup>a</sup>

<sup>a</sup> Reaction conditions: (1) ArI or ArI(m) (0.6 mmol, 1 equiv.), oxidant (see table), cyclohexane (12.5 equiv.), I<sub>2</sub> (0.8 equiv.), NaN<sub>3</sub> (2.5 equiv.), AcOH (0.1 M), rt, 24 h; (2) LiOH (2 equiv.), MeOH (0.2 M), rt. <sup>b</sup> Yields are given for isolated products after column chromatography. Calculated based on ArI or ArI(m). <sup>c</sup> Diastereomeric ratio (d.r.) according to <sup>1</sup>H-NMR. <sup>d</sup> 8.5 equiv. <sup>e</sup> 6.25 equiv. of cyclohexane. <sup>f</sup> 1 equiv. of cyclohexane. Abbreviations: n.d. = not detected, w/o = without, HFIP = hexafluoroisopropanol, PIFA = phenyliodine bis(trifluoroacetate), DIBA = 2,2'-diiodo-4,4',6,6'-tetra-methylbiphenyl, IBA = 2-iodobenzoic acid, n.c. = not calculated.

simple alkanes. The obtained diol **6** is a valuable precursor for the production of adipic acid which is one of the most important chemical intermediates in industry.<sup>14</sup> Having the optimized conditions in hand, we started to explore the scope of this novel method for transition-metal-free dihydroxylation alkanes by testing cyclic, linear and branched saturated hydrocarbons at a higher scale (Table 2). Gratifyingly, by varying the ring size to 5, 7 and 8 carbons the desired products were obtained in good to moderate yields. Comparable to cyclohexane-1,2-diol (**6**), *cis*-cyclopentane-1,2-diol (**8**) was formed in 86% yield and with a d.r. of 6.3 : 1. Significant improvement of diastereoselectivity was observed with the increasing ring size of the hydrocarbons. Only trace amounts of the *trans*-diastereomer of diol **10** were detected and cyclooctane (**11**) yielded exclusively the *cis*-isomer. Interestingly, the reaction conditions developed by Barluenga and co-workers were used to convert cycloheptane (**9**) into 2-iodo-1-methylcyclohexyl acetate, while our developed reaction conditions smoothly formed the desired diol without ring contraction.<sup>9,12</sup> Furthermore, the results suggest that the relative stereochemistry is influenced by the neighboring group effect of the acetate group during the oxidative displacement of iodine.<sup>13c</sup> We assume that this effect becomes less dominant with increasing ring size. Next, tertiary (3°) carbon containing

Table 2 Scope of the vicinal dual C(sp<sup>3</sup>)–H bond hydroxylation of various saturated hydrocarbons<sup>a</sup>

Entry	Substrate	Products <sup>b</sup>	r.r. <sup>c</sup>	Yield <sup>d</sup> (%)
1			—	99
2			—	86
3			—	85
4			—	37
5 <sup>e,f,g</sup>			21 : 1 : 7	90 (68 <sup>h</sup> )
6 <sup>e,f,g</sup>			18.5 : 1 : 5	91 (73 <sup>i</sup> )
7 <sup>e,f,g</sup>			>20 : 1	86
8 <sup>e,g</sup>			6.5 : 1.5 : 1	68
9 <sup>e,g</sup>			5.5 : 2 : 1	73
10 <sup>e,f,g</sup>			7.7 : 1	55
11 <sup>e,f,g</sup>			8 : 1	20

<sup>a</sup> Reaction conditions: (1) alkane (8.5 equiv.), 4-MeC<sub>6</sub>H<sub>4</sub>I (0.3 mmol, 1 equiv.), I<sub>2</sub> (0.8 equiv.), NaN<sub>3</sub> (2.5 equiv.) and AcO<sub>2</sub>H (12.5 equiv.) in AcOH (0.1 M), rt, 24 h; (2) LiOH (2 equiv.), MeOH (0.1 M), rt. <sup>b</sup> Diastereomeric ratio (d.r.) according to <sup>1</sup>H-NMR. Major isomer is shown. <sup>c</sup> Regioisomeric ratio (r.r.) according to <sup>1</sup>H-NMR. <sup>d</sup> Yields are given for isolated products. Calculated based on 4-MeC<sub>6</sub>H<sub>4</sub>I. <sup>e</sup> Scaled to 0.9 mmol of 4-MeC<sub>6</sub>H<sub>4</sub>I. <sup>f</sup> 3.5 equiv. of NaN<sub>3</sub>. <sup>g</sup> BzCl (2.5 equiv.) and DMAP (5 mol%) in DCM/Py (0.45 M). <sup>h</sup> Yield of isolated regioisomers **14a** and **14b**. <sup>i</sup> Yield of isolated regioisomers **16a** and **16b**.

alkanes were tested. Although iodination predominantly occurred on the 3° position, minor functionalization of secondary (2°) positions occurred as well. The straightforward benzoylation of diols allowed the isolation of **14a** and **b** and **16a** and **b** in good yields (Table 2, entry 5 and 6) and revealed, that the functionalization of the 3° position proceeded with a high regioselectivity. A remarkable improvement regarding the selectivity of the radical iodination was observed when using 1,4-dimethylcyclohexane (**17**). Offering two 3° carbon atoms for

iodination reduced the probability of the functionalization of the 2° C–H position and only traces of product **18b** were formed, while **18a** was isolated in good yields and excellent regioselectivity (Table 2, entry 7). The dihydroxylation of linear alkanes was realized in good yields as well (Table 2, entries 8 and 9). The benzoylation of 2° hydroxyl groups was applied to facilitate the handling of volatile compounds. Major products were identified as a result of the iodination of 2° carbon position and further transformation to give **20a** and **b** and **22a** and **b**. Although



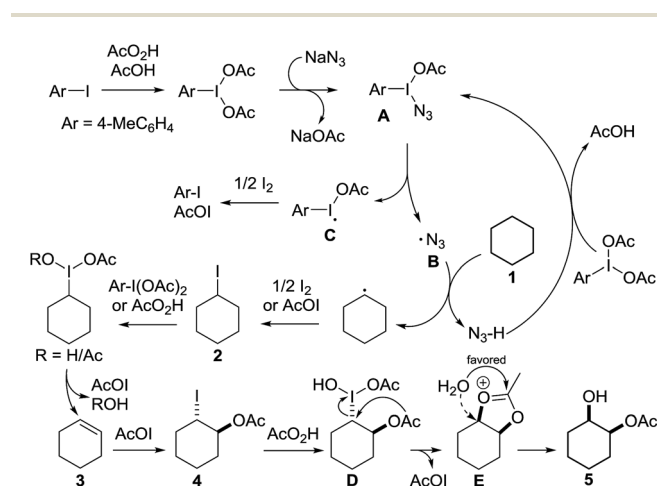
oxidation predominantly occurred at 2° carbon atoms, minor product formation as a result of 1° C–H bond iodination or elimination to a terminal double bond was observed (**20c** and **22c**). Finally, branched alkanes containing 3° carbon atoms were tested in the reaction. 3-Methylpentane (**23**) yielded product **24** in 55% yield and demonstrated regioselectivity in a comparable manner to the previous examples. Elimination of oxidized iodine to the thermodynamically more stable double bond had a strong influence on the distribution of regioisomers. Interestingly, due to steric hindrance, product **26** revealed an opposite ratio of regioisomer formation, since dihydroxylation of a terminal double bond took preferential place. Although in the absence of 3° positions C–H functionalization *via* iodination resulted in the formation of regioisomers, it should be noted that among all possible oxidation products exclusively vicinal oxidation was observed and moreover over-oxidation to ketones was not detected. Attempts to use aliphatic ethers, esters or carboxylic acids remained unsuccessful under the developed conditions.

Having established the scope of the vicinal dihydroxylation using saturated hydrocarbons, the reaction mechanism was studied. By omitting the aryl iodide, iodine or sodium azide no product formation took place. The application of iodocyclohexane instead of cyclohexane smoothly yielded the expected product which was isolated in 98% yield (see ESI†). Additionally, we were able to study the reaction profile by means of GC-MS. The monitoring of the important intermediates **2** and **4** and product **5** formation was possible (see the ESI† and Scheme 3). A significant kinetic deuterium isotope effect was observed (KIE = 7.4), when using *d*<sub>12</sub>-cyclohexane and **1** (see the ESI†). Consequently, the abstraction of hydrogen from cyclohexane is the rate-limiting step. A proposed reaction mechanism is outlined in Scheme 3. Initially 4-iodotoluene is oxidized by peracetic acid in the presence of acetic acid. Ligand exchange with NaN<sub>3</sub> leads to intermediate **A**, which undergoes thermolysis at ambient temperature to give an azide radical (**B**) and an iodine centred radical (**C**).<sup>11a</sup> **C** is scavenged by iodine whereupon AcOI and 4-iodotoluene are formed. The azide radical reacts with **1** providing a cyclohexyl radical. This transformation is the rate

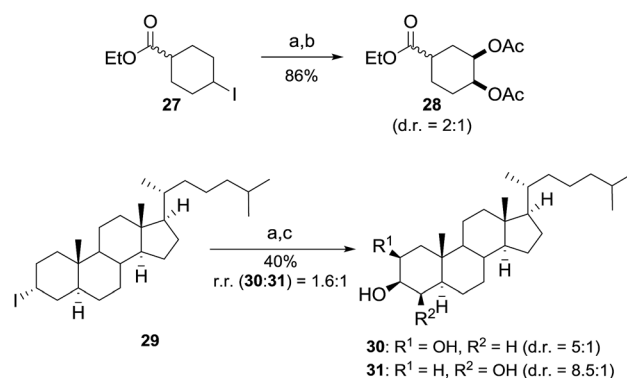
limiting step of the developed cascade reaction. In the following step, the cyclohexyl radical is trapped by iodine or AcOI to provide iodocyclohexane (**2**). The principal difference compared to the reaction conditions developed by Barluenga and co-workers<sup>9</sup> is the application of sodium azide instead of *t*BuOH.

The use of azide radicals allows a dramatically reduced loading of alkanes and enables iodination at ambient temperature, which makes the formation of iodoalkanes more efficient. The formation of IN<sub>3</sub> as an intermediate<sup>10</sup> was excluded, since the formation of 1-azido-2-iodocyclohexane or 2-azido-cyclohexyl acetate was not observed under the developed reaction conditions. In control experiments iodocyclohexane (**2**) was converted to product **5** under the developed reaction conditions (see the ESI†). Next, iodocyclohexane (**2**) is oxidized and the reductive elimination of AcOI leads to cyclohexene (**3**). The subsequent *trans*-addition of AcOI to cyclohexene (**3**) provides **4**. Further oxidation of **4** by peracetic acid and nucleophilic substitution gives product **5**.<sup>13c</sup> The stereochemical outcome can be reasoned through a competition between a Woodward- and Prévost-type reaction.<sup>13c,15</sup> The Woodward-type reaction was favoured for cyclic alkanes. It is important to note that under the developed reaction conditions epoxidation of cyclohexene by peracetic acid (**3**) does not occur. A control experiment revealed the selective formation of *trans*-cyclohexane-1,2-diol after hydrolysis upon oxidation of cyclohexene (**3**) with peracetic acid (see the ESI†). This finding highlights the importance of AcOI which is formed *in situ*.

The application of C–H bond functionalization for the selective derivatization of complex molecules has gained great interest and offers unique advantages in terms of efficiency and atom economy.<sup>16</sup> However, the required excess of starting material in this protocol negotiates these advantages. Based on the results obtained during the studies on the reaction mechanism, we envisioned that the use of iodoalkanes offers the opportunity to selectively introduce vicinal diols into more complex substrates by mimicking the developed reaction conditions. In this process radical iodination is excluded and the iodine atom in alkyl iodide plays the role of a traceless directing group for metal-free dihydroxylation. According to



Scheme 3 Plausible reaction mechanism.



Scheme 4 Dihydroxylation of iodoalkanes. Reaction conditions: <sup>a</sup> iodoalkane (1 equiv., 0.5 mmol), 4-MeC<sub>6</sub>H<sub>4</sub>I (0.6 equiv.), Ac<sub>2</sub>O<sub>2</sub>H (7.5 equiv.) in AcOH (0.3 M), rt, 24 h; <sup>b</sup> Ac<sub>2</sub>O (3 equiv.), DMAP (5 mol%) in DCM/Py (0.45 M); <sup>c</sup> LiOH (2 equiv.), MeOH (0.1 M), rt.





our proposal, ester **27** yielded the dioxygenated product **28** in a good yield using 1 equiv. of starting material (Scheme 4). Furthermore, the functionalization of complex molecules was tackled by using cholestane derivative **29**. The dihydroxylated products were isolated with good *cis* selectivity after hydrolysis in 40% yield (Scheme 4). It is notable that **29** contains 7 weak tertiary C–H bonds, which were untouched under the applied reaction conditions. It must be noted, that common reaction routes include multiple reaction steps and the use of expensive and toxic osmium catalysts or are mediated by metal reagents.<sup>17</sup>

## Conclusions

We have developed the first efficient and scalable method for the transition-metal-free double C(sp<sup>3</sup>)–H bond functionalization of saturated hydrocarbons. Cyclic, linear and branched alkanes were converted selectively to vicinal diols under ambient reaction conditions. Furthermore, we demonstrated for the first time the use of the iodine atom from alkyl iodides as a traceless directing group for metal-free dihydroxylation. Our discovery is grounded in an unprecedented cascade reaction.

## Experimental

Full synthetic characterization, general experimental procedures and detailed optimization and mechanistic studies are provided in the ESI.†

## Acknowledgements

We gratefully acknowledge Prof. Dr H. Waldmann for his generous support. This work was supported by the Verband der Chemischen Industrie (FCI Fellowship to L. Bering).

## Notes and references

- (a) B. A. Arndtsen, R. G. Bergman, T. A. Mobley and T. H. Peterson, *Acc. Chem. Res.*, 1995, **28**, 154; (b) A. E. Shilov and G. B. Shul'pin, *Chem. Rev.*, 1997, **97**, 2879; (c) M. C. White, *Science*, 2012, **335**, 807; (d) S. A. Girard, T. Knauber and C.-J. Li, *Angew. Chem., Int. Ed.*, 2014, **53**, 74.
- (a) M. Bordeaux, A. Galarneau and J. Drone, *Angew. Chem., Int. Ed.*, 2012, **51**, 10712; (b) G. C. Fortman, N. C. Boaz, D. Munz, M. M. Konnick, R. A. Periana, J. T. Groves and T. B. Gunnoe, *J. Am. Chem. Soc.*, 2014, **136**, 8393; (c) R. A. Periana, G. Bhalla, W. J. Tenn III, K. J. H. Young, X. Y. Liu, O. Mironov, C. J. Jones and V. R. Ziatdinov, *J. Mol. Catal. A: Chem.*, 2004, **220**, 7; (d) V. N. Cavaliere, B. F. Wicker and D. J. Mindiola, in *Adv. Organomet. Chem.*, Academic Press, 2012, vol. 60; (e) J. A. Labinger, *J. Mol. Catal. A: Chem.*, 2004, **220**, 27; (f) S. A. Vladimir and I. V. Vladimir, *Russ. Chem. Rev.*, 1991, **60**, 1384.
- (a) G. A. Russell and H. C. Brown, *J. Am. Chem. Soc.*, 1955, **77**, 4578; (b) A. Demonceau, A. F. Noels, A. J. Anciaux, A. J. Hubert and P. Teyssié, *Bull. Soc. Chim. Belg.*, 1984, **93**, 949; (c) R. H. Crabtree, J. M. Mihelcic and J. M. Quirk, *J. Am. Chem. Soc.*, 1979, **101**, 7738; (d) H. Chen and J. F. Hartwig, *Angew. Chem., Int. Ed.*, 1999, **38**, 3391; (e) J. T. Groves, T. E. Nemo and R. S. Myers, *J. Am. Chem. Soc.*, 1979, **101**, 1032.
- (a) J. E. Bäckvall, in *Modern Oxidation Methods*, John Wiley & Sons, 2011; (b) H. C. Kolb and K. B. Sharpless, in *Transition Metals for Organic Synthesis*, Wiley-VCH Verlag GmbH, 2008; (c) A. B. Zaitsev and H. Adolfsson, *Synthesis*, 2006, **11**, 1725; (d) U. Schuchardt, D. Cardoso, R. Sercheli, R. Pereira, R. S. da Cruz, M. C. Guerreiro, D. Mandelli, E. V. Spinacé and E. L. Pires, *Appl. Catal., A*, 2001, **211**, 1.
- (a) J. A. Labinger and J. E. Bercaw, *Nature*, 2002, **417**, 507; (b) R. A. Periana, D. J. Taube, S. Gamble, H. Taube, T. Satoh and H. Fujii, *Science*, 1998, **280**, 560; (c) A. H. Janowicz and R. G. Bergman, *J. Am. Chem. Soc.*, 1982, **104**, 352; (d) J. K. Hoyano and W. A. G. Graham, *J. Am. Chem. Soc.*, 1982, **104**, 3723; (e) B. H. Brodsky and J. Du Bois, *J. Am. Chem. Soc.*, 2005, **127**, 15391; (f) B. Meunier, *Chem. Rev.*, 1992, **92**, 1411; (g) W. A. Duetz, J. B. Van Beilen and B. Witholt, *Curr. Opin. Biotechnol.*, 2001, **12**, 419; (h) J. Buddrus and H. Plettenberg, *Angew. Chem., Int. Ed.*, 1976, **15**, 436; (i) M. M. Konnick, B. G. Hashiguchi, D. Devarajan, N. C. Boaz, T. B. Gunnoe, J. T. Groves, N. Gunsalus, D. H. Ess and R. A. Periana, *Angew. Chem., Int. Ed.*, 2014, **53**, 10490; (j) B. G. Hashiguchi, M. M. Konnick, S. M. Bischof, S. J. Gustafson, D. Devarajan, N. Gunsalus, D. H. Ess and R. A. Periana, *Science*, 2014, **343**, 1232.
- (a) P. E. Gormisky and M. C. White, *J. Am. Chem. Soc.*, 2013, **135**, 14052; (b) M. A. Bigi, S. A. Reed and M. C. White, *Nat. Chem.*, 2011, **3**, 216; (c) M. S. Chen and M. C. White, *Science*, 2007, **318**, 783; (d) D. H. R. Barton, *Tetrahedron*, 1998, **54**, 5805; (e) D. H. R. Barton and D. Doller, *Acc. Chem. Res.*, 1992, **25**, 504; (f) D. H. R. Barton, M. J. Gastiger and W. B. Motherwell, *Chem. Commun.*, 1983, 41.
- (a) R. Mello, M. Fiorentino, C. Fusco and R. Curci, *J. Am. Chem. Soc.*, 1989, **111**, 6749; (b) C. J. Moody and J. L. O'Connell, *Chem. Commun.*, 2000, 1311; (c) R. Curci, L. D'Accolti and C. Fusco, *Acc. Chem. Res.*, 2006, **39**, 1.
- (a) H. C. Kolb, M. S. Van Nieuwenhze and K. B. Sharpless, *Chem. Rev.*, 1994, **94**, 2483; (b) V. V. Zhdankin and P. J. Stang, *Chem. Rev.*, 2008, **108**, 5299; (c) S. Haubenreisser, T. H. Wöste, C. Martínez, K. Ishihara and K. Muñiz, *Angew. Chem., Int. Ed.*, 2016, **55**, 413; (d) E. M. Simmons and J. F. Hartwig, *Nature*, 2012, **483**, 70; (e) N. Ghavtadze, F. S. Melkonyan, A. V. Gulevich, C. Huang and V. Gevorgyan, *Nat. Chem.*, 2014, **6**, 122; (f) Y. Usui, K. Sato and M. Tanaka, *Angew. Chem., Int. Ed.*, 2003, **42**, 5623; (g) Y.-B. Kang and L. H. Gade, *J. Am. Chem. Soc.*, 2011, **133**, 3658; (h) B. C. Giglio, V. A. Schmidt and E. J. Alexanian, *J. Am. Chem. Soc.*, 2011, **133**, 13320; (i) L. Emmanuvel, T. M. A. Shaikh and A. Sudalai, *Org. Lett.*, 2005, **7**, 5071; (j) S. Picon, M. Rawling, M. Campbell and N. C. O. Tomkinson, *Org. Lett.*, 2012, **14**, 6250.
- J. Barluenga, F. González-Bobes and J. M. González, *Angew. Chem., Int. Ed.*, 2002, **41**, 2556.
- P. V. Chouthaiwale, G. Suryavanshi and A. Sudalai, *Tetrahedron Lett.*, 2008, **49**, 6401.



- 11 (a) A. P. Antonchick and L. Burgmann, *Angew. Chem., Int. Ed.*, 2013, **52**, 3267; (b) K. Matcha, R. Narayan and A. P. Antonchick, *Angew. Chem., Int. Ed.*, 2013, **52**, 7985; (c) K. Matcha and A. P. Antonchick, *Angew. Chem., Int. Ed.*, 2013, **52**, 2082; (d) R. Narayan and A. P. Antonchick, *Chem. Eur. J.*, 2014, **20**, 4568.
- 12 (a) D. D. Tanner and G. C. Gidley, *J. Am. Chem. Soc.*, 1968, **90**, 808; (b) P. R. Schreiner, O. Lauenstein, E. D. Butova and A. A. Fokin, *Angew. Chem., Int. Ed.*, 1999, **38**, 2786; (c) A. A. Orlinkov, S. Vitt and A. Chistyakov, *Tetrahedron Lett.*, 2002, **43**, 1333; (d) R. Montoro and T. Wirth, *Org. Lett.*, 2003, **5**, 4729; (e) J. Barluenga, E. Campos-Gómez, D. Rodríguez, F. González-Bobes and J. M. González, *Angew. Chem., Int. Ed.*, 2005, **44**, 5851; (f) R. Montoro and T. Wirth, *Synthesis*, 2005, **9**, 1473.
- 13 (a) N. S. Zefirov, V. V. Zhdankin, G. V. Makhon'kova, Y. V. Dan'kov and A. S. Koz'min, *J. Org. Chem.*, 1985, **50**, 1872; (b) R. I. Davidson and P. J. Kropp, *J. Org. Chem.*, 1982, **47**, 1904; (c) R. C. Cambie, D. Chambers, B. G. Lindsay, P. S. Rutledge and P. D. Woodgate, *J. Chem. Soc., Perkin Trans. 1*, 1980, 822; (d) T. L. Macdonald, N. Narasimhan and L. T. Burka, *J. Am. Chem. Soc.*, 1980, **102**, 7760; (e) C. Martínez and K. Muñoz, *Angew. Chem., Int. Ed.*, 2015, **54**, 8287.
- 14 K. C. H. Wang and A. Sagadevan, *Science*, 2014, **346**, 1495.
- 15 T. H. Wöste and K. Muñoz, *Synthesis*, 2016, **48**, 816.
- 16 (a) K. Godula and D. Sames, *Science*, 2006, **312**, 67; (b) W. R. Gutekunst and P. S. Baran, *Chem. Soc. Rev.*, 2011, **40**, 1976; (c) J. Yamaguchi, K. Itami and A. D. Yamaguchi, *Angew. Chem., Int. Ed.*, 2012, **51**, 8960; (d) J. Wencel-Delord and F. Glorius, *Nat. Chem.*, 2013, **5**, 369.
- 17 (a) M. M. C. Silva, S. S. Riva and M. L. Sá e Melo, *Tetrahedron*, 2005, **61**, 3065; (b) F. D'Onofrio and A. Scettri, *Synthesis*, 1985, **12**, 1159; (c) G. A. G. Santos, A. P. Murray, C. A. Pujol, E. B. Damonte and M. S. Maier, *Steroids*, 2003, **68**, 125; (d) B. S. Jursic, S. K. Upadhyay, C. C. Creech and D. M. Neumann, *Bioorg. Med. Chem. Lett.*, 2010, **20**, 7372; (e) V. Sepe, R. Ummarino, M. V. D'Auria, G. Lauro, G. Bifulco, C. D'Amore, B. Renga, S. Fiorucci and A. Zampella, *Org. Biomol. Chem.*, 2012, **10**, 6350.

