



Cite this: *Chem. Sci.*, 2018, 9, 7556

All publication charges for this article have been paid for by the Royal Society of Chemistry

Received 26th June 2018
Accepted 2nd August 2018

DOI: 10.1039/c8sc02802h

rsc.li/chemical-science

Annulative π -extension of indoles and pyrroles with diiodobiaryls by Pd catalysis: rapid synthesis of nitrogen-containing polycyclic aromatic compounds†

Hiroyuki Kitano,^a Wataru Matsuoka,^b Hideto Ito^{ID}*^{bc} and Kenichiro Itami^{ID}*^{abc}

A palladium-catalyzed one-step annulative π -extension (APEX) reaction of indoles and pyrroles that allows rapid access to nitrogen-containing polycyclic aromatic compounds is described. In the presence of palladium pivalate and silver carbonate, diverse indoles or pyrroles coupled with diiodobiaryls in a double direct C–H arylation manner to be transformed into the corresponding π -extended compounds in a single step. The newly developed catalytic system enables the use of various pyrroles and indoles as templates with a series of diiodobiaryls to provide structurally complicated and largely π -extended nitrogen-containing polycyclic aromatic compounds that are otherwise difficult to synthesize.

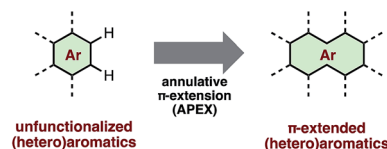
Introduction

With desirable electronic properties and diverse biological activities, nitrogen-containing fused aromatics have long been recognized as privileged structures in the fields of organic materials and pharmaceutical science.¹ As these properties can be readily tuned *via* skeletal modification of the core *N*-heteroarene structure, significant efforts have been devoted to develop new synthetic approaches for π -extended nitrogen-containing polycyclic aromatic compounds (N-PACs). Representative classical approaches include (i) intramolecular carbon–nitrogen bond formation of biaryl amines,² (ii) intramolecular carbon–carbon bond formation of diaryl amines,³ and (iii) stepwise functionalization and π -extension of indoles and pyrroles.⁴ However, these methods require the use of prefunctionalized heteroaromatics such as halogenated pyrroles, anilines and indoles, and stepwise transformations from unfunctionalized (hetero)aromatics. To achieve maximum efficiency in N-PAC construction, a more direct and ‘intuitive’ method for π -extension of unfunctionalized pyrroles and indoles is called for.

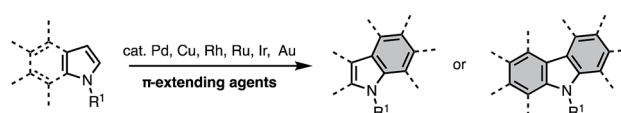
Recently, we have introduced several new one-step methods for the annulative π -extension (APEX) of unfunctionalized

(hetero)aromatics (Fig. 1a).^{5–7} Because such APEX reactions directly transform easily available unfunctionalized (hetero)arenes to polycyclic aromatic hydrocarbons, nanographenes

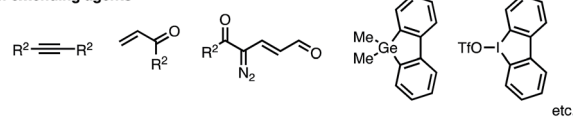
a) One-step annulative π -extension (APEX) reaction



b) Reported transition-metal-catalyzed APEX reaction of indoles and pyrroles



n-extending agents =



c) This work

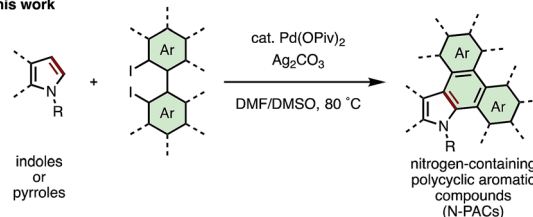


Fig. 1 (a) General scheme of annulative π -extension (APEX) reaction of unfunctionalized (hetero)aromatics. (b) Previous transition-metal-catalyzed APEX reactions of indoles and pyrroles. (c) Palladium-catalyzed APEX reaction of indoles and pyrroles with diiodobiaryls (this work).

^aInstitute of Transformative Bio-Molecules (WPI-ITbM), Nagoya University, Chikusa, Nagoya 464-8602, Japan

^bGraduate School of Science, Nagoya University, Chikusa, Nagoya 464-8602, Japan

^cJST-ERATO, Itami Molecular Nanocarbon Project, Nagoya University, Chikusa, Nagoya 464-8602, Japan. E-mail: ito.hideto@g.mbox.nagoya-u.ac.jp; itami@chem.nagoya-u.ac.jp

† Electronic supplementary information (ESI) available: Syntheses, NMR, UV-vis-nearIR absorption, CV and crystallographic table. CCDC 1848311 (3ad), 1848309 (8), 1848310 (9). For ESI and crystallographic data in CIF or other electronic format see DOI: 10.1039/c8sc02802h



and π -extended heteroaromatics in a double direct C–H arylation manner, these protocols offer large benefits in the context of cost, simplicity, and step/atom economy.⁸

Recently, we⁷ and others^{9–14} have reported transition-metal-catalyzed APEX reactions of indoles and pyrroles using various π -extension units such as alkyne,⁹ alkene,^{7a,10} 1-vinylpropargyl alcohols,¹¹ α -diazocarbonyl compounds,¹² α -bromochalcone,¹³ α -bromocinnamate,¹³ cyclic diaryliodonium salts,¹⁴ dibenzogermoles^{7b} and diiodobiphenyls^{7c} (Fig. 1b). However, these APEX reactions are limited in terms of lack of variety in π -extending agents, narrow substrate scope, and low functional group tolerance. Herein, we report a new catalytic APEX reaction that allows efficient pyrrole-to-indole, pyrrole-to-carbazole and indole-to-carbazole π -extensions. Our newly established catalytic system featuring palladium pivalate and silver carbonate in a mixed DMF/DMSO solvent system enabled the rapid synthesis of structurally complicated N-PACs from readily available unfunctionalized pyrroles/indoles and diiodobiaryls.

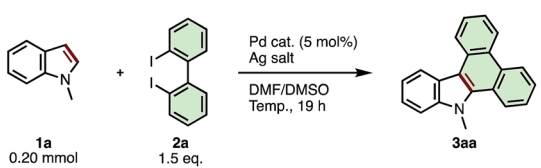
Results and discussion

We began our study by optimizing the reaction conditions for indole-to-carbazole extension of *N*-methylindole (**1a**) using 2,2'-diiodo-1,1'-biphenyl (**2a**) as a π -extending agent (Table 1). After extensive screening, we discovered that **1a** (1.0 equiv.) coupled with **2a** (1.5 equiv.) in the presence of Pd(OAc)₂ (5 mol%) and Ag₂CO₃ (3.0 equiv.) at 80 °C in 7:3 mixture of

dimethylformamide (DMF) and dimethylsulfoxide (DMSO) to provide *N*-methylindolizino[1,2-*a*]carbazole (**3aa**) in 54% yield (entry 1). Use of palladium pivalate [Pd(OPiv)₂] instead of Pd(OAc)₂ improved the yield to 61% (entry 2), but other palladium sources such as PdCl₂, PdI₂, Pd(PPh₃)₄, Pd(OCOCF₃)₂ and Pd(CH₃CN)₄(BF₄)₂ failed to give more than trace amounts of product (entries 3–7). Decreasing the amount of Ag₂CO₃ to 1.5 equiv. (relative to **1a**) further increased the yield of **3aa** to 78% (entry 8). The use of silver carboxylate salts (AgOAc, AgOPiv, or AgOCOCF₃) instead of Ag₂CO₃ resulted in much lower yield (entries 9–11). The silver cation itself was essential for this reaction; the use of Na₂CO₃, K₂CO₃ or Cs₂CO₃ instead of Ag₂CO₃ failed to give any product (see ESI† for details). The use of the DMF/DMSO mixed solvent system was important for obtaining maximum conversion; highly polar single solvents such as *N,N*-dimethylacetamide (DMAc), DMF, DMSO, CH₃CN provided **3aa** in diminished yield (29–10%, see ESI† for details), while less polar solvents such as 1,2-dichloroethane, 2,2,2-trifluoroethanol, 1,4-dioxane and toluene completely suppressed the reaction. Although higher reaction temperature accelerated the consumption of the starting material, the yield of **3aa** was decreased (entries 12 and 13). Finally, we confirmed that the APEX reaction did not proceed in the absence of Pd catalyst or Ag₂CO₃ (entries 14 and 15). Although the use of additional ligands for Pd and the use of dibromobiphenyl in place of diiodobiphenyl as the π -extension reagent were also investigated, these modifications proved ineffective (see ESI† for details). Ultimately the conditions in entry 8 were deemed optimal for the present indole-to-carbazole APEX reaction.

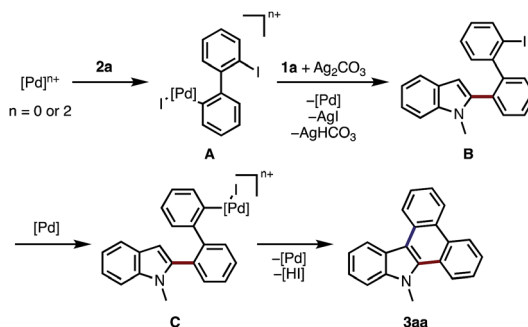
A possible reaction mechanism of current indole-to-carbazole APEX reaction is shown in Scheme 1. Oxidative addition of **2a** to palladium species (Pd(0) or Pd(II)) occurs to form biphenylpalladium intermediate **A**.¹⁵ Then, the removal of iodide by silver salt may activate Pd complex **A**¹⁶ to form electron-deficient aryl-Pd species,¹⁷ which then react with indole at the C2 position to afford intermediate **B**. Through the control experiments on the C–H arylations of 1,2-dimethylindole and 1,3-dimethylindole with iodobenzene, the present APEX reaction seems to occur through the C2-arylation of indole rather than C3-arylation in the first step (see ESI† for details). Final step would be well-established Pd-catalyzed

Table 1 Screening of reaction conditions for the Pd-catalyzed indole-to-carbazole APEX reaction of *N*-methylindole (**1a**) and diiodobiphenyl (**2a**)



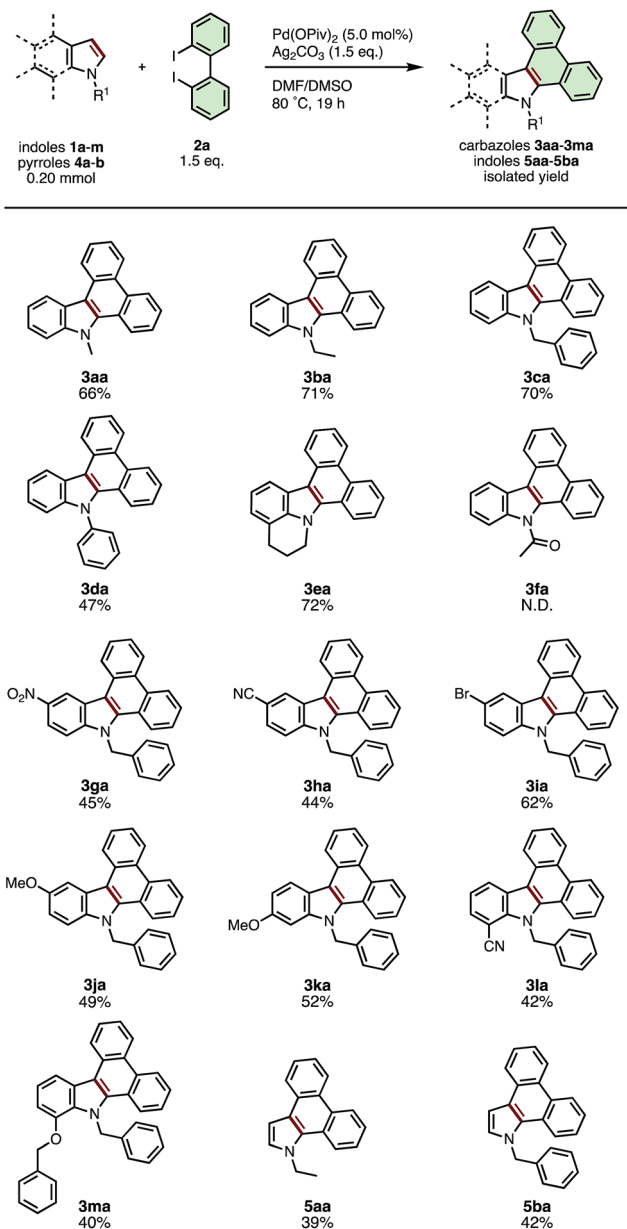
Entry	Pd cat.	Ag salt	Temp. (°C)	Yield ^a (%)
1	Pd(OAc) ₂	Ag ₂ CO ₃ (3.0 eq.)	80	54
2	Pd(OPiv) ₂	Ag ₂ CO ₃ (3.0 eq.)	80	61
3	PdCl ₂	Ag ₂ CO ₃ (3.0 eq.)	80	3
4	PdI ₂	Ag ₂ CO ₃ (3.0 eq.)	80	2
5	Pd(PPh ₃) ₄	Ag ₂ CO ₃ (3.0 eq.)	80	4
6	Pd(OCOCF ₃) ₂	Ag ₂ CO ₃ (3.0 eq.)	80	0
7	Pd(CH ₃ CN) ₄ (BF ₄) ₂	Ag ₂ CO ₃ (3.0 eq.)	80	0
8	Pd(OPiv) ₂	Ag ₂ CO ₃ (1.5 eq.)	80	78 (66) ^c
9	Pd(OPiv) ₂	AgOAc (3.0 eq.)	80	33
10	Pd(OPiv) ₂	AgOPiv (3.0 eq.)	80	0
11	Pd(OPiv) ₂	AgOCOCF ₃ (3.0 eq.)	80	0
12	Pd(OPiv) ₂	Ag ₂ CO ₃ (1.5 eq.)	100	57
13 ^b	Pd(OPiv) ₂	Ag ₂ CO ₃ (1.5 eq.)	100	58
14	None	Ag ₂ CO ₃ (1.5 eq.)	80	0
15	Pd(OPiv) ₂	None	80	0

^a Yield was determined by ¹H NMR analysis using dodecane as an internal standard. ^b Reaction time was 1 h. ^c Isolated yield in the parenthesis. Piv = pivaloyl.



Scheme 1 Proposed reaction mechanism for the Pd-catalyzed APEX reaction of *N*-methylindole (**1a**) with 2,2'-diiodo-1,1'-biphenyl (**2a**).

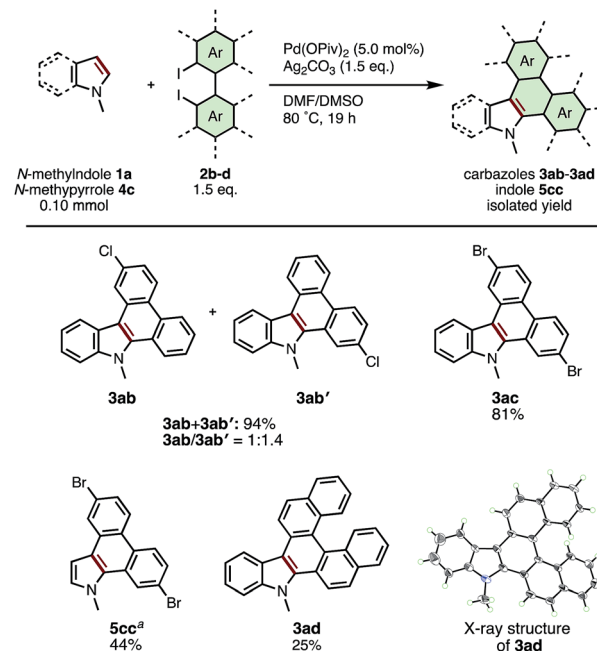




Scheme 2 Substrate scope of indoles and pyrroles in the APEX reaction with 2,2'-diiodo-1,1'-biphenyl (**2a**).

intramolecular C–H/C–I coupling to afford the cyclized compound **3aa**.¹⁸

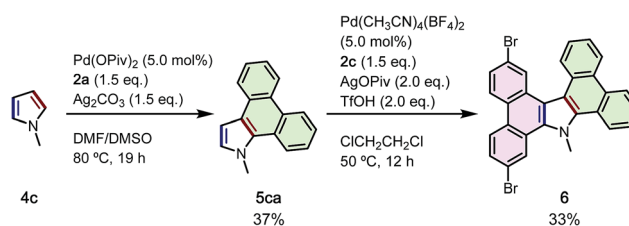
Under the optimized conditions, various types of π -extended carbazoles/indoles **3**, **5** were prepared from the corresponding indole/pyrrole derivatives **1**, **4** and diiodobiaryls **2**. Scheme 2 illustrates the scope of applicable indole and pyrrole derivatives (**1a–1m**). *N*-Alkyl (**2a**, **2b**), *N*-benzyl (**2c**), *N*-phenyl (**2d**) indoles and cross-linked lilolidine (**2e**) were converted smoothly to dibenzocarbazoles **3ba–3da** in good to moderate yield, however the reaction of *N*-acetyl indole **2f** did not provide the expected π -extension product **3fa**. The presence of substituents at the 5-, 6-, or 7-positions of the indole ring was well-tolerated, giving various nitro- (**3ga**), cyano- (**3ha**, **3la**), bromo- (**3ia**), methoxy- (**3ja**, **3ka**), and benzyloxy-substituted (**3ma**) dibenzocarbazoles



Scheme 3 Substrate scope of diiodobiaryls. ^a0.20 mmol scale.

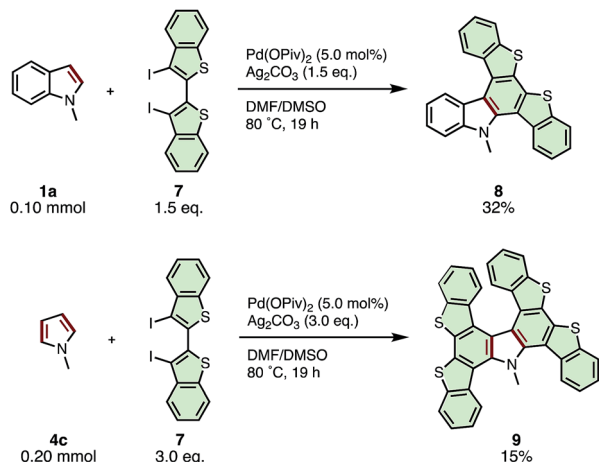
in moderate yields (40–62%). These results suggest that substituents on the benzene ring of indole do not critically affect the reaction progress. Interestingly, we found that the current APEX reaction between *N*-substituted pyrroles and **2a** was mono-selective for the formation of dibenzoindoles **5aa** and **5ba** in 39% and 43% yields; only trace amounts of the di-APEX tetrabenzocarbazole products, the main products of our previous report,^{7c,19} were observed. As synthetic methods to prepare the dibenzo[*e,g*]indole skeleton remain limited and inefficient,²⁰ the current APEX protocol provides a valuable, streamlined entry to this compound class.

The scope of diiodobiaryls in the current APEX reaction is shown in Scheme 3. The reaction of *N*-methylindole (**2a**) with unsymmetrical 4-chloro-2,2'-diiodo-1,1'-biphenyl (**2b**) gave a 1:1.4 regioisomeric mixture of **3ab** and **3ab'** in 94% combined yield. APEX reactions of **1a** and **4a** with 4,4'-dibromo-2,2'-diiodo-1,1'-biphenyl (**2c**) smoothly occurred to give dibromodibenzocarbazole **3ac** and dibromodibenzoindole **5cc** in 81% and 44% yield, respectively. To our delight, the reaction of **1a** with 2,2'-diiodo-1,1'-binaphthalene (**2d**) gave dinaphthocarbazole **3ad** containing a [5]helicene moiety in 25% yield, whose helical structure was confirmed by X-ray crystallographic



Scheme 4 Sequential APEX reactions of *N*-methylpyrrole (**4c**) for the synthesis of unsymmetrically substituted tetrabenzocarbazole **6**.





Scheme 5 APEX reactions of *N*-methylindole (**1a**) and *N*-methylpyrrole (**4c**) with 3,3'-diiodo-2,2'-bibenzothiophene (**7**) for the synthesis of N–S-PACs.

analysis. As this example clearly demonstrates, the late-stage attachment of complex, extended polyaromatic units is one of the most remarkable characteristics in the present APEX reaction.

To demonstrate the power of the current APEX reaction to build complex, unsymmetrical N-PACs from simple starting materials, we employed a two-step sequence to synthesize tetrabenzocarbazole **6**, a compound difficult to prepare *via* known methods (Scheme 4). First, APEX reaction of *N*-methylpyrrole (**4c**) with **2a** was carried out to give the corresponding *N*-methyl dibenzoindeole (**5ca**) in 37% yield. Notably, this reaction did not give double-APEX product which is the major product in the previously developed APEX reaction of *N*-phenylpyrrole.^{8b} Then, **5ca** was further reacted with 4,4'-dibromo-2,2'-diiodo-1,1'-biphenyl (**2c**) by using Pd(CH₃CN)₄(BF₄)₂/AgOPiv/TfOH catalytic system^{8b} to give the desired product **6** in 33% yield.²¹ Rapid access to a new class of unsymmetrically substituted tetrabenzocarbazole is notable, and should

contribute to the exploration of new compounds for organic electronics application.

The current APEX reaction also provided a facile route to polycyclic aromatic compounds containing both nitrogen and sulfur (N–S-PACs) (Scheme 5). *N*-Methylindole (**1a**) coupled with 3,3'-diiodo-2,2'-bibenzothiophene (**7**) to give di(benzothieno)carbazole **8** in 32%. To our delight, the reaction of *N*-methylpyrrole (**4c**) with diiodo-2,2'-bibenzothiophene **7** afforded a double APEX product, tetra(benzothieno)carbazole **9**, in 15% yield. While the yields were low, the generation of these novel N–S-PAC structures, which are highly interesting from the viewpoint of optoelectronic properties yet otherwise difficult to synthesize by conventional organic reactions, is notable.

The structural and electronic properties of **8** and **9** were elucidated *via* X-ray crystallography, UV-vis/photoluminescence spectroscopy, and DFT/TD-DFT calculations at the B3LYP/6-31G(d) level of theory (Fig. 2). Single crystal X-ray structures (Fig. 2a, b, S2 and S3†) reveal that compound **8** adopts a relatively flattened structure in the solid state (Fig. 2a), while compound **9** possesses a twisted structure owing to the embedded heterohelicene moiety. DFT calculations for **8** (Fig. 2c) reveal delocalization of the HOMO (−5.23 eV) over the entire molecule, while the LUMO (−1.49 eV) localizes on a benzothienocarbazole wing. On the other hand, the HOMO and LUMO of **9** are delocalized over entire molecule, and thus the energy level of LUMO (−1.72 eV) is slightly lower than that of **8**. The UV-vis absorption spectra of **8** and **9** in CH₂Cl₂ show that both compounds have broad absorption bands between 300 and 450 nm (Fig. 2e). Absorption maxima were found at 294, 317, 339, 357, 381 and 399 nm in **8**, and the corresponding peaks were also found in **9** at 305, 332, 348, 393 and 412 nm. The TD-DFT calculations revealed that the longest-wavelength absorptions in **8** and **9** (399 and 412 nm) are attributed to the allowed HOMO–LUMO transitions (see ESI† for details). The fluorescence spectra of **8** and **9** in CH₂Cl₂ display broad emissions with emission maxima of 427 and 437 nm, respectively (Fig. 2e).

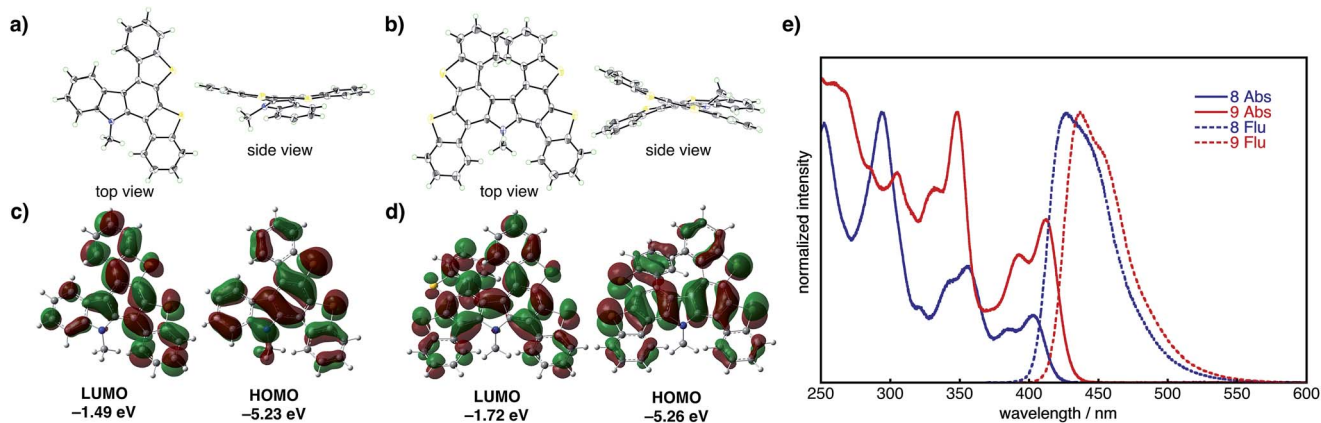


Fig. 2 Top and side views of the X-ray crystal structures of (a) **8** and (b) **9**. Thermal ellipsoids are drawn at 50% probability. Pictorial Frontier molecular orbitals and energy levels of (c) **8** and (d) **9** calculated using the B3LYP/6-31G(d) level of theory. (e) Normalized UV-vis absorption and fluorescence spectra of **8** and **9** in CH₂Cl₂ at rt.



Conclusions

In summary, we have developed a novel palladium-catalyzed APEX reaction to enable the annulative π -extension of indoles/pyrroles with diiodobiaryls. Use of the $\text{Pd}(\text{OPiv})_2/\text{Ag}_2\text{CO}_3$ catalytic system in a mixed DMF/DMSO solvent allows the preparation of a diverse range of N-PACs in a single step, including several previously unsynthesized structures. Rapid access to exotic scaffolds such as complex, unsymmetrically substituted tetrabenzocarbazoles and extended N-heteroarenes featuring multiple helicene moieties is a particular highlight of the present APEX protocol. Developed APEX methodology also has great potential for the efficient and rapid synthesis of planar and non-planar π -extended N-PACs such as π -extended aza-corannulenes, aza-buckybowls and pyrrolopyrroles which are regarded as one of promising materials for optoelectronics.²² Further investigations into the reaction mechanism and applications of this APEX method towards the synthesis of larger π -extended heteroaromatics are currently underway.

Conflicts of interest

There are no conflicts to declare.

Acknowledgements

This work was supported by the ERATO program from JST (JPMJER1302 to K. I.), the JSPS KAKENHI Grant Numbers (JP26810057, JP16H00907, JP17K19155 and JP18H02019 to H. I.), the SUMITOMO Foundation (141495 to H. I.) and the DAIKO Foundation (H. I.). We also thank Dr Yasutomo Segawa and Mr Kenta Kato for assistance of X-ray crystallographic analysis and Dr David R. Levine for proofreading. The computations were performed using the Research Center for Computational Science, Okazaki, Japan. ITbM is supported by the World Premier International Research Center Initiative (WPI), Japan.

Notes and references

- (a) H.-J. Knölker and K. R. Reddy, *Chem. Rev.*, 2002, **102**, 4303–4427; (b) M. Somei and F. Yamada, *Nat. Prod. Rep.*, 2003, **20**, 216–242; (c) S. Deslandes, S. Chassaing and E. Delfourne, *Mar. Drugs*, 2009, **7**, 754–786; (d) A. W. Schmidt, K. R. Reddy and H.-J. Knölker, *Chem. Rev.*, 2012, **112**, 3193–3328; (e) N. Blouin and M. Leclerc, *Acc. Chem. Res.*, 2008, **41**, 1110–1119; (f) P. M. Beaujuge and J. R. Reynolds, *Chem. Rev.*, 2010, **110**, 268–320; (g) C. Wang, H. Dong, W. Hu, Y. Liu and D. Zhu, *Chem. Rev.*, 2012, **112**, 2208–2267; (h) M. Bashir, A. Bano, A. S. Ijaz and B. A. Chaudhary, *Molecules*, 2015, **20**, 13496–13517; (i) S. M. Thomas, A. Purmal, M. Pollastri and K. Mensa-Wilmot, *Sci. Rep.*, 2016, **6**, 32083; (j) H. Li, F. Zhe-Ling, W. Yi-Tao and L. Li-Gen, *Chin. J. Nat. Med.*, 2017, **15**, 881–888; (k) K. Karon and M. Lapkowski, *J. Solid State Electrochem.*, 2015, **19**, 2601–2610.
- (a) Z. Chen, B. Wang, J. Zhang, W. Yu, Z. Liu and Y. Zhang, *Org. Chem. Front.*, 2015, **2**, 1107–1295; (b) G. Song, F. Wang and X. Li, *Chem. Soc. Rev.*, 2012, **41**, 3651–3678; (c) J. Yuan, C. Liu and A. Lei, *Chem. Commun.*, 2015, **51**, 1394–1409; (d) M. Zhang, Y. Zhang, X. Jie, H. Zhao, G. Li and W. Su, *Org. Chem. Front.*, 2014, **1**, 843–895; (e) J. Bariwal and E. Van der Eycken, *Chem. Soc. Rev.*, 2013, **42**, 9283–9303; (f) M.-L. Louillat and F. W. Patureau, *Chem. Soc. Rev.*, 2014, **43**, 901–910; (g) V. S. Thirunavukkarasu, S. I. Kozhushkov and L. Ackermann, *Chem. Commun.*, 2014, **50**, 29–39; (h) P. Thansandote and M. Lautens, *Chem.-Eur. J.*, 2009, **15**, 5874–5883.
- (a) J. Yamaguchi, A. D. Yamaguchi and K. Itami, *Angew. Chem., Int. Ed.*, 2012, **51**, 8960–9009; (b) C. S. Yeung and V. M. Dong, *Chem. Rev.*, 2011, **111**, 1215–1292; (c) G. P. McGlacken and L. M. Bateman, *Chem. Soc. Rev.*, 2009, **38**, 2447–2464; (d) L. Ackermann, R. Vicente and A. R. Kapdi, *Angew. Chem., Int. Ed.*, 2009, **48**, 9792–9826; (e) Y. Segawa, T. Maekawa and K. Itami, *Angew. Chem., Int. Ed.*, 2015, **54**, 66–81.
- (a) T. Eicher, S. Hauptmann and A. Speicher, Five-Membered Heterocycles, in *The Chemistry of Heterocycles: Structure, Reactions, Syntheses, and Applications*, Wiley-VCH Verlag GmbH & Co. KGaA, Weinheim, 2nd edn, 2003, ch. 5.1–5.21, pp. 52–121; (b) S.-M. T. Toguem, I. Knepper, P. Ehlers, T. T. Dang, T. Patonay and P. Langer, *Adv. Synth. Catal.*, 2012, **354**, 1819–1826.
- For a review on APEX reactions, see: H. Ito, K. Ozaki and K. Itami, *Angew. Chem., Int. Ed.*, 2017, **56**, 11144–11164.
- (a) K. Ozaki, K. Kawasumi, M. Shibata, H. Ito and K. Itami, *Nat. Commun.*, 2015, **6**, 6251; (b) K. Ozaki, K. Murai, W. Matsuoka, K. Kawasumi, H. Ito and K. Itami, *Angew. Chem., Int. Ed.*, 2017, **56**, 1361–1364; (c) Y. Yano, H. Ito, Y. Segawa and K. Itami, *Synlett*, 2016, **27**, 2081–2084; (d) K. Kato, Y. Segawa and K. Itami, *Can. J. Chem.*, 2017, **95**, 329–333.
- (a) K. Ozaki, H. Zhang, H. Ito, A. Lei and K. Itami, *Chem. Sci.*, 2013, **4**, 3416–3420; (b) K. Ozaki, W. Matsuoka, H. Ito and K. Itami, *Org. Lett.*, 2017, **19**, 1930–1933; (c) W. Matsuoka, H. Ito and K. Itami, *Angew. Chem., Int. Ed.*, 2017, **56**, 12224–12228.
- (a) B. M. Trost, *Science*, 1991, **254**, 1471–1477; (b) B. M. Trost, *Angew. Chem., Int. Ed.*, 1995, **34**, 259–281.
- (a) M. Yamashita, H. Horiguchi, K. Hirano, T. Satoh and M. Miura, *J. Org. Chem.*, 2009, **74**, 7481–7488; (b) Y. Matsuda, S. Naoe, S. Oishi, N. Fujii and H. Ohno, *Chem.-Eur. J.*, 2015, **21**, 1463–1467.
- (a) T. Guo, Q. Jiang, F. Huang, J. Chen and Z. Yu, *Org. Chem. Front.*, 2014, **1**, 707–711; (b) A. K. Verma, A. K. Danodia, R. K. Saunthwal, M. Patel and D. Choudhary, *Org. Lett.*, 2015, **17**, 3658–3661; (c) J. K. Laha and N. Dayal, *Org. Lett.*, 2015, **17**, 4742–4745; (d) K. Lin, Y. Jian, P. Zhao, C.-S. Zhao, W.-D. Pan and S. Liu, *Org. Chem. Front.*, 2018, **5**, 590–594; (e) R. K. Saunthwal, K. M. Saini, M. Patel and A. K. Verma, *Tetrahedron*, 2017, **73**, 2415–2431.
- N. Thies, C. G. Hrib and E. Haak, *Chem.-Eur. J.*, 2012, **18**, 6302–6308.
- (a) S. G. Dawande, V. Kanchupalli, J. Kalepu, H. Chennamsetti, B. S. Lad and S. Katukojvala, *Angew.*



- Chem., Int. Ed.*, 2014, **53**, 4076–4080; (b) K. S. Rathore, M. Harode and S. Katukojvala, *Org. Biomol. Chem.*, 2014, **12**, 8641–8645; (c) J.-Q. Wu, Z. Yang, S.-S. Zhang, C.-Y. Jiang, Q. Li, Z.-S. Huang and H. Wang, *ACS Catal.*, 2015, **5**, 6453–6457.
- 13 S. Paria and O. Reiser, *Adv. Synth. Catal.*, 2014, **356**, 557–562.
- 14 Y. Wu, X. Peng, B. Luo, F. Wu, B. Liu, F. Song, P. Huang and S. Wen, *Org. Biomol. Chem.*, 2014, **12**, 9777–9780.
- 15 (a) C. Qin and W. Lu, *J. Org. Chem.*, 2008, **73**, 7424–7427; (b) A. J. Hickman and M. S. Sanford, *ACS Catal.*, 2011, **1**, 170–174; (c) K. D. Collins, R. Honeker, S. Vásquez-Céspedes, D.-T. D. Tang and F. Glorius, *Chem. Sci.*, 2015, **6**, 1816–1824; (d) H. Kawai, Y. Kobayashi, S. Oi and Y. Inoue, *Chem. Commun.*, 2008, 1464–1466; (e) K. Funaki, H. Kawai, T. Sato and S. Oi, *Chem. Lett.*, 2011, **40**, 1050–1052.
- 16 (a) N. Lebrasseur and I. Larrosa, *J. Am. Chem. Soc.*, 2008, **130**, 2926–2927; (b) D. J. Liston, Y. J. Lee, W. R. Scheidt and C. A. Reed, *J. Am. Chem. Soc.*, 1989, **111**, 6643–6648; (c) V. G. Albano, M. Di Serio, M. Monari, I. Orabona, A. Panunzi and F. Ruffo, *Inorg. Chem.*, 2002, **41**, 2672–2677.
- 17 (a) M. Shibata, H. Ito and K. Itami, *J. Am. Chem. Soc.*, 2018, **140**, 2196–2205; (b) A. Nova, G. Ujaque, F. Maseras, A. Lledós and P. Espinet, *J. Am. Chem. Soc.*, 2006, **128**, 14571–14578. Also see ref. 6a and 16.
- 18 For the Pd-catalyzed intramolecular C–H/C–I coupling of related compounds, see: (a) C.-W. Li, C.-I. Wang, H.-Y. Liao, R. Chaudhuri and R.-S. Liu, *J. Org. Chem.*, 2007, **72**, 9203–9207; (b) R. Chaudhuri, M.-Y. Hsu, C.-W. Li, C.-I. Wang, C.-J. Chen, C. K. Lai, L.-Y. Chen, S.-H. Liu, C.-C. Wu and R.-S. Liu, *Org. Lett.*, 2008, **10**, 3053–3056; (c) T.-A. Chen and R.-S. Liu, *Org. Lett.*, 2011, **13**, 4644–4647.
- 19 Changing the reaction temperature or the amount of diiodobiphenyl did not change this result (see ESI† for details).
- 20 (a) G. B. Jones and J. E. Mathews, *Tetrahedron*, 1997, **53**, 14599–14614; (b) S. Y. Hyun, S. O. Jung and H. J. Oh, KR Pat. 20150121626A, 2015.
- 21 In this reaction, the previously developed APEX conditions using Pd(CH₃CN)₄(BF₄)₂/AgOPiv/TfOH gave the best result in terms of yield of **6**. On the other hand, the present APEX conditions did not give **6**.
- 22 (a) S. Ito, Y. Tokimaru and K. Nozaki, *Angew. Chem., Int. Ed.*, 2015, **54**, 7256–7260; (b) H. Yokoi, Y. Hiraoka, D. Sakamaki, S. Seki and H. Shinokubo, *Nat. Commun.*, 2015, **6**, 8215; (c) Y. Tokimaru, S. Ito and K. Nozaki, *Angew. Chem., Int. Ed.*, 2018, **57**, 9818–9822; (d) M. Krzeszewski, T. Kodama, E. M. Espinoza, V. Vullev, T. Kubo and D. T. Gryko, *Chem.–Eur. J.*, 2016, **22**, 16478–16488; (e) S. Mishra, M. Krzeszewski, C. A. Pignedoli, P. Ruffieux, R. Fasel and D. T. Gryko, *Nat. Commun.*, 2018, **9**, 1714; (f) M. Krzeszewski, M. Gryko and D. T. Gryko, *Acc. Chem. Res.*, 2017, **50**, 2334–2345.

