



Cite this: *RSC Adv.*, 2020, 10, 27874

Received 2nd July 2020
Accepted 20th July 2020

DOI: 10.1039/d0ra05768a

rsc.li/rsc-advances

Preparation and facile addition reactions of iminium salts derived from amino ketene silyl acetal and amino silyl enol ether†

Makoto Shimizu,^a Shingo Hata,^b Koichi Kondo,^b Kazuhiro Murakami,^b Isao Mizota^b and Yusong Zhu^a

While iminium salts generated by the oxidation of amino ketene silyl acetals show intriguing reactivities to give useful γ -oxo- α -amino esters via reactions with silyl enol ethers in good yields, new iminium salts are also prepared by the oxidation of amino silyl enol ethers. They undergo facile addition reaction with various nucleophiles to give α -amino ketone derivatives in good yields.

1 Introduction

Iminium salts are usually very reactive species and used widely in organic synthesis. Several methods are known to generate these useful species. Among them the synthesis of natural products, such as alkaloids, was reported using cyclization mediated by iminium salts as a crucial step.¹ Representative examples using iminium species involve the addition of organometallic reagents for the synthesis of β -amino acids,^{2a,b} β -amino ketones, 1,3-amino alcohols,^{2c} and so on.^{2d-j} The synthesis of α -monosubstituted α -amino acids was reported by the nucleophilic addition of boronates to the iminium ions, which were prepared by the condensation of primary or secondary amines with ethyl glyoxylate *in situ*.³ Although the use of iminium salts is a promising procedure, it is not trivial to generate these species in a chemo- and regioselective manner under mild reaction conditions.

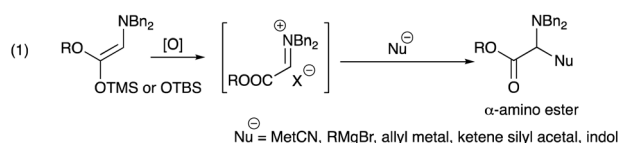
We have been interested in the generation of iminium salts and have already disclosed several intriguing features.⁴ In these studies, we focused on the generation of iminium species by oxidizing a readily accessible and stable enol derivative with oxidants and found that the alkoxy carbonyl iminium salts from amino ketene silyl acetals were reasonably stable⁵ and highly reactive to give addition products with metal cyanides, Grignard reagents, allyl metals,^{4b} ketene silyl acetals,^{4c} and indoles^{4c} (eqn (1), Scheme 1). However, we have not fully studied reactions with silyl enol ethers, since an initial examination using the silyl enol ether derived from cyclopentanone met with a disappointing result where only a trace amount of the addition product was obtained.

We now reexamined the reaction with other silyl enol ethers and found that an acceptable range of product yields was obtained under carefully controlled conditions. We did not study generation and reaction of the iminium salts derived from amino silyl enol ethers, either, although these iminium salts are highly attractive in terms of reactivity and chemoselectivity on an addition reaction with nucleophiles. This paper describes addition reactions of the alkoxy carbonyl iminium salts with silyl enol ethers to produce γ -oxo- α -amino esters (eqn (2)). Reactions of the iminium salts derived from amino silyl enol ethers with various nucleophiles are also presented to give addition products (eqn (3)).

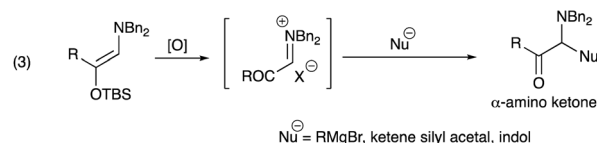
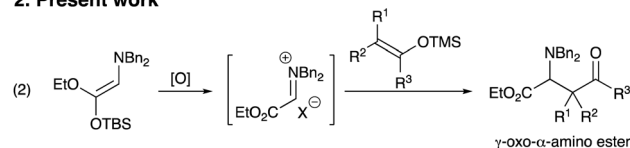
2 Results and discussion

The starting amino ketene silyl acetal **1** was readily prepared according to the reported procedures in good overall yield.^{4b,f}

1. Previous work



2. Present work



Scheme 1 Previous and present works.

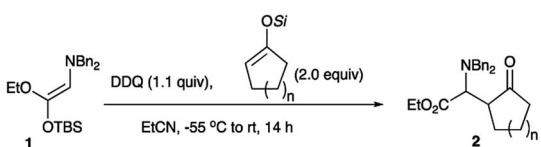
^aSchool of Energy Science and Engineering, Nanjing Tech University, Nanjing 211816, Jiangsu Province, China

^bDepartment of Chemistry for Materials, Graduate School of Engineering, Mie University, Tsu, Mie 514-8507, Japan. E-mail: mshimizu@chem.mie-u.ac.jp

† Electronic supplementary information (ESI) available. See DOI: 10.1039/d0ra05768a



Table 1 Reaction of the iminium salt with cyclic ketene silyl acetals



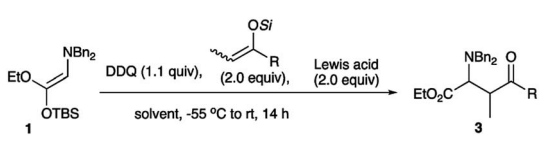
Entry	<i>n</i>	Si ^a	Yield ^b (%)	<i>syn/anti</i>
1	1	TMS	2a : 9	100/0
2	2	TMS	2b : 73	66/34
3	2	TBS	2b : 59	45/55
4	2	TIPS	2b : 61	45/55
5	3	TMS	2c : 71	57/43
6	4	TMS	2d : 68	60/40

^a Abbreviations, TMS: trimethylsilyl, TBS: *tert*-butyldimethylsilyl, TIPS: triisopropylsilyl. ^b Isolated yield.

First, silyl enol ethers derived from cyclic ketones were subjected to the addition reaction, and Table 1 summarizes the results.

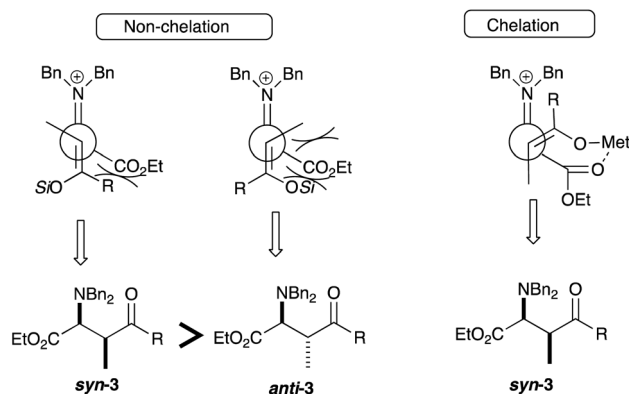
Although an initial examination was carried out with the TMS enol ether derived from cyclopentanone, only a small amount of the desired addition product was obtained (entry 1). Switching the ring size from 5 to 6, 7, and 8 resulted in the formation of the desired products in 73, 71, and 68% yields, respectively (entries 2, 5, and 6). We next examined the effect of the silyl substituent on the diastereoselectivity.⁶ However, the

Table 2 Reaction of the iminium salt with acyclic ketene silyl acetals



Entry	R	Si	Z/E	Solv.	Lewis acid	Yield (%) ^a	<i>syn/anti</i>
1	Cy	TMS	85/15	EtCN	—	3a : 32	52/48
2	Cy	TMS	85/15	DMF	—	3a : 67	77/23
3	Cy	TMS	85/15	DME	BF ₃ ·Et ₂ O	3a : 22	76/24
4	Cy	TBS	85/15	DMF	—	3a : 62	78/22
5	Cy	TBS	85/15	DME	BF ₃ ·Et ₂ O	3a : 25	65/35
6	Ph	TMS	90/10	DME	BF ₃ ·Et ₂ O	3b : 57	57/43
7	Ph	TMS	90/10	DME	Et ₂ AlCl	3b : 30	66/34
8	Ph	TMS	90/10	DMF	—	3b : 78	51/49
9	Ph	TBS	90/10	DME	—	3b : 8	60/40
10	Ph	TBS	90/10	DME	BF ₃ ·Et ₂ O	3b : 38	58/42
11	Ph	TBS	90/10	DME	Et ₂ AlCl	3b : 31	72/28
12	Ph	TBS	90/10	DMF	—	3b : 64	56/44
13	Ph	TIPS	85/15	DME	—	3b : 13	92/8
14	Ph	TIPS	85/15	DME	BF ₃ ·Et ₂ O	3b : 60	86/14
15	Ph	TIPS	85/15	DME	Et ₂ AlCl	3b : 30	88/12
16	Ph	TIPS	85/15	DMF	—	3b : 79	60/40
17	Ph	DMS ^b	88/12	DME	—	3b : 57	73/27
18	Ph	DMS	88/12	DME	BF ₃ ·Et ₂ O	3b : 40	51/49
19	Ph	DMS	88/12	DMF	—	3b : 62	59/41

^a Isolated yield. ^b Abbreviation, DMS: dimethylsilyl.

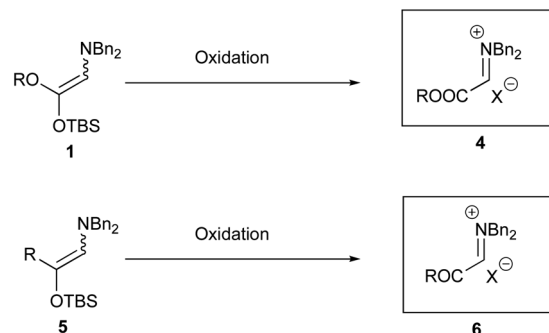


Scheme 2 Possible transition state models.

use of bulky substituents such as TBS and TIPS did not improve the diastereoselectivity (entries 3 and 4). Reactions of acyclic silyl enol ethers were next examined. Table 2 summarizes the results.

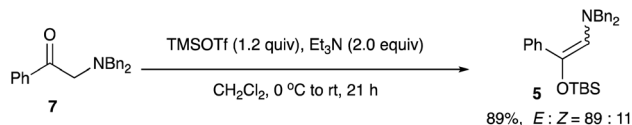
In terms of the product yields using the silyl enol ether derived from 1-cyclohexylpropan-1-one, the reaction in EtCN did not give a satisfactory result (entry 1), whereas the use of DMF in the absence of a Lewis acid gave better results (entries 2 and 4). The effects of a Lewis acid are not prominent on the diastereoselectivity, giving the addition products with moderate selectivities (entries 2 to 5).⁷ Regarding the silyl enol ether derived from propiophenone, both TMS and TIPS derivatives in DMF in the absence of a Lewis acid gave high yields of the product (entries 8 and 16). In general, the TIPS derivative recorded good *syn*-selectivities (entries 13 to 15). Among them the reaction in the presence of a Lewis acid (BF₃·Et₂O or Et₂AlCl) gave the *syn*-adduct with good selectivities (entries 14 and 15), whereas the presence of a Lewis acid destroyed selectivities in certain cases (entries 6, 10, and 18). For the explanation of the *syn*-selectivity, Scheme 2 shows possible transition state models.

In the absence of a Lewis acid or in the presence of BF₃·Et₂O (monodentate Lewis acid), the non-chelation model would explain the preferred formation of the *syn*-isomer 3 due to the less steric congestion. In the cases where the reaction was carried out in the presence of Et₂AlCl (bidentate Lewis acid), the chelation model would also support the formation of the *syn*-isomer 3. On the basis of the above transition state models, the



Scheme 3 Generation of a new iminium salt.





Scheme 4 Preparation of the amino silyl enol ether 5.

formation of the *syn*-isomer 3 would be preferred regardless of the presence of Lewis acids.

During investigations into the reactivity of iminium salts 4 derived from amino ketene silyl acetals, new iminium salts from amino silyl enol ethers intrigued us (Scheme 3). However, no reliable reports are available for the generation of the iminium salts of type 6. We therefore investigated the generation of this type of iminium salt using a method similar to those from amino ketene silyl acetals.

The amino silyl enol ether 5 was readily prepared as follows in good yield (Scheme 4).

First, the formation of the iminium salt followed by addition reactions using the amino silyl enol ether 5 was examined to find the best reaction conditions involving the oxidation reagent and a Lewis acid. Table 3 summarizes the results. Iodosylbenzene did not effect the oxidation, while the use of BPO,^{4a} NCS, and DBDMH gave the desired product in low yields (entries 1 to 4). DDQ^{4b,8} which was used for the oxidation of the amino ketene silyl acetal 1 effected the reaction to give the addition product 8a in 24% yield (entry 5). Among the oxidation reagents examined here the use of NBS recorded the best result (entry 6).^{4f} We next examined the use of a Lewis acid for the present transformation. Et₂AlCl was not effective, while an increased amount of the addition product was obtained in the

Table 4 Reaction with various ketene silyl(thio) acetals

Entry	R ¹	R ²	Product	Yield ^a (%)
1	Me	OMe	8a	80
2	Me	OEt	8b	82
3	Me	OiPr	8c	73
4	Me	OTBu	8d	57
5	MeO	OMe	8e	73
6	EtO	OEt	8f	70
7	H	StBu	8g	63

^a Isolated yields.

presence of TiCl₄ (entries 7 and 8). A better result was obtained when the reaction was carried out with NBS in the presence of BF₃·Et₂O, and the addition product was obtained in 74% yield (entry 9). The amounts of ketene silyl acetal and BF₃·Et₂O were further examined. The use of the reduced amounts of the ketene silyl acetal (1.5 equiv.) and BF₃·Et₂O (1.2 equiv.) gave a slightly better result (entry 10). Regarding the reaction temperature, the reaction at a higher temperature gave a reduced amount of the desired product (entry 13). The best result was obtained when the reaction was carried out with the ketene silyl acetal (1.5 equiv.) and BF₃·Et₂O (2.0 equiv.) at rt, and the addition product 8a was obtained in 80% yield (entry 15). Under the optimized

Table 3 Examination of the reaction conditions

Entry	Oxidant	Nu (equiv.)	Lewis acid (equiv.)	Temp	Yield ^a (%)
1	PhIO	2.0	—	rt	0
2	BPO	2.0	—	rt	7
3	NCS	2.0	—	rt	2
4	DBDMH	2.0	—	rt	10
5	DDQ	2.0	—	rt	24
6	NBS	2.0	—	rt	27
7	NBS	2.0	Et ₂ AlCl (2.0)	rt	10
8	NBS	2.0	TiCl ₄ (2.0)	rt	48
9	NBS	2.0	BF ₃ ·Et ₂ O (2.0)	rt	74
10	NBS	1.5	BF ₃ ·Et ₂ O (1.2)	rt	76
11	NBS	1.5	BF ₃ ·Et ₂ O (1.5)	rt	69
12	NBS	1.2	BF ₃ ·Et ₂ O (2.0)	rt	53
13	NBS	1.5	BF ₃ ·Et ₂ O (2.0)	50 °C	40
14	NBS	1.5	BF ₃ ·Et ₂ O (2.0)	0 °C to rt	77
15	NBS	1.5	BF ₃ ·Et ₂ O (2.0)	rt	80

^a Isolated yield.



conditions, various ketene silyl acetals were subjected to this addition reaction, and Table 4 summarizes the results.

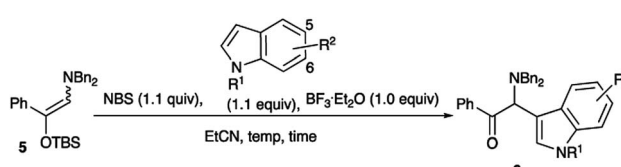
As shown in Table 4, tetra-substituted ketene silyl acetals underwent addition reaction readily to give the adducts in good yields. Regarding the ester alkoxy part, methyl and ethyl esters were obtained in good yields (entries 1 and 2), whereas a bulky *t*-butyl derivative recorded a decreased yield of the product (entry 4). Di-substituted thioester also participated in the present addition to give the adduct in moderate yield (entry 7). We next examined the use of indole derivatives as nucleophiles, since indole skeletons are often found in many biologically active compounds such as tryptophan, indomethacin, and druggable derivatives, and several methodologies have been reported to functionalize indoles.⁹ Table 5 summarizes the results.

N-TIPS indole was subjected to the present reaction conditions to give a moderate yield of the addition product **9a** (entry 1). The best result was obtained when the reaction was conducted at 0 °C to rt for 5 h (entry 2). An electron-withdrawing group, 5-nitro substituent decreased the product yield considerably (entry 5), whereas 5-MeO, 5-Br, and 6-Br groups did not affect the addition reaction to give the adducts in good yields (entries 6 to 8). However, *N*-H free and *N*-Ts derivatives were not suitable for the present reaction, presumably due to the decreased electron-density at the 3-position of the indole skeleton (entries 9 and 10). We next examined the use of Grignard reagents as nucleophiles.

Treatment of the amino silyl enol ether **5** with NBS followed by ethylmagnesium bromide in the presence of BF₃·Et₂O actually gave the ethylated product **10b**. Table 6 summarizes the optimization of reaction conditions.

As can be seen from Table 6, the best conditions were found when the amino silyl enol ether **5** was treated with NBS (1.1 equiv.) and ethylmagnesium bromide (2.0 equiv.) in the presence of BF₃·Et₂O (2.0 equiv.) in EtCN at rt for 30 min, and the ethylation product **10b** was obtained in 74% yield (entry 4).

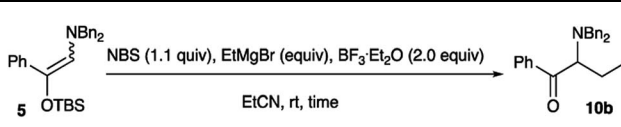
Table 5 Reaction with various indoles



Entry	R ¹	R ²	Temp (°C)	Time (h)	Yield ^a (%)
1	9a : TIPS	H	rt	5	43
2	9a : TIPS	H	0 to rt	5	77
3	9a : TIPS	H	0	3	51
4	9a : TIPS	H	0	5	70
5	9b : TIPS	5-NO ₂	0	5	13
6	9c : TIPS	5-MeO	0	5	67
7	9d : TIPS	5-Br	0	5	75
8	9e : TIPS	6-Br	0	5	73
9	9f : H	H	0	5	0
10	9f : Ts	H	0	5	0

^a Isolated yields.

Table 6 Optimization of the ethylation conditions



Entry	EtMgBr (equiv.)	Time (min)	Yield ^a (%)
1	3.0	60	60
2	2.5	60	72
3	2.0	60	70
4	2.0	30	74
5	2.0	10	71

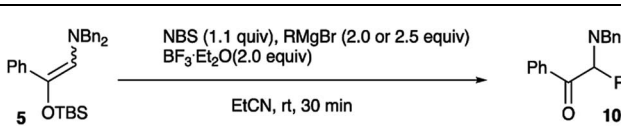
^a Isolated yield.

Under the optimized conditions, a variety of Grignard reagents were subjected to the alkylation, and Table 7 summarizes the results.

Methyl, ethyl, *n*-propyl, iso-propyl, cyclohexyl, and 2-thiethyl Grignard reagents recorded good product yields (entries 1–4, 6, and 10), whereas cyclopropyl, benzyl, and 4-tolyl derivatives gave the addition products in moderate yields (entries 5, 6, and 9). However, phenyl and ethynylmagnesium bromides did not give the desired products but gave complex mixtures (entries 8 and 11). Compared with the results obtained from the reactions of the iminium salts generated by the oxidation of amino ketene silyl acetals with Grignard reagents,^{4b} this α -amino ketone-derived iminium salt appears to be only a little bit less reactive than ester-derived ones. Thus, the present iminium salt derived from α -amino ketone shows good reactivity as an electrophile to give a variety of addition products. The following Scheme 5 shows possible reaction pathways.

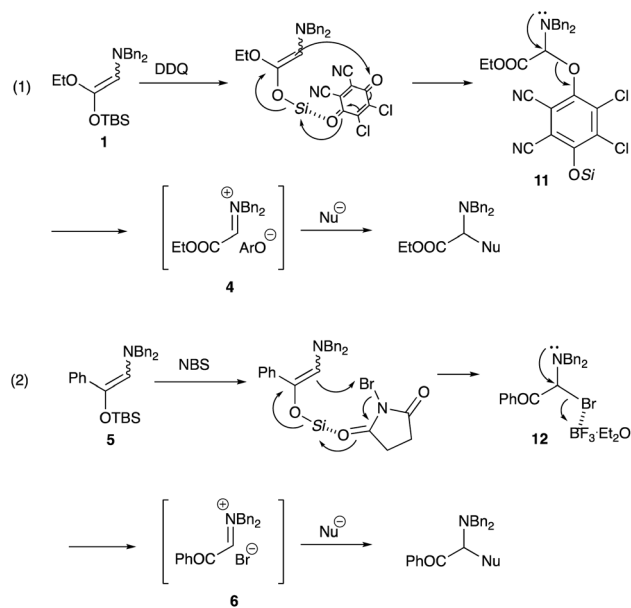
Regarding the formation of the iminium salt **4** derived from α -amino ester, DDQ oxidizes the amino ketene silyl acetal **1** to

Table 7 Alkylation of the iminium salt



Entry	R	Product	Yield ^a (%)	Yield ^b (%)
1	Me	10a	46	64
2	Et	10b	74	—
3	<i>n</i> Pr	10c	71	62
4	<i>i</i> Pr	10d	63	63
5	<i>c</i> Pr	10e	27	35
6	Cy	10f	58	60
7	Bn ^c	10g	30	43
8	Ph	10h	0	0
9	4-MeC ₆ H ₄	10i	46	38
10	2-Thienyl	10j	64	45
11	Ethynyl	10k	0	0

^a RMgBr (2.0 equiv.) was used. ^b RMgBr (2.5 equiv.) was used. ^c BnMgCl was used.



Scheme 5 Proposed reaction pathways.

form the *N,O*-acetal **11**, which collapses to form the iminium salt **4**. This iminium salt **4** is responsible for the formation of the addition products with silyl enol ethers. In the case of α -amino ketone, NBS reacts with the amino silyl enol ether **5** to form the bromide **12**. An activation with $\text{BF}_3 \cdot \text{Et}_2\text{O}$ promotes the elimination of a Br^- ion to form the iminium salt **6**, which reacts with a variety of nucleophiles.

3 Conclusions

In conclusion, the iminium salt prepared from amino ketene silyl acetal showed good reactivity and reacted with silyl enol ethers to give γ -oxo- α -amino esters in good yields. Regarding the diastereoselectivity of the reactions with the silyl enol ethers derived from ethyl ketones, a good *syn*-selectivity was observed. In particular, in the case with the TIPS enol ether derived from propiophenone, the presence of Lewis acids improved the *syn*-selectivity. The formation of the iminium salt derived from 2-aminoacetophenone was readily carried out *via* the oxidation of its TBS enol ether with NBS. The presence of $\text{BF}_3 \cdot \text{Et}_2\text{O}$ facilitated the reaction to give addition products in good yields. These results indicate that the iminium salts possessing an electron-withdrawing groups next to the iminium carbon are readily prepared *via* the oxidation of their trialkylsilyl enolates with certain oxidants. These iminium species are reasonably reactive and act as good acceptors of nucleophiles to give addition products with ketene silyl acetals, indoles, and Grignard reagents in good yields.

4 Experimental

General aspects

Infrared spectra were determined on a JASCO FT/IR-460 plus spectrometer. ^1H NMR and ^{13}C NMR spectra were recorded with a JEOL ECX-400P, or a JEOL A-500 spectrometer using

tetramethylsilane as an internal standard. Mass spectra were recorded on a JEOL MS-700D spectrometer. Propionitrile (EtCN) was distilled from phosphorus pentoxide and then from calcium hydride, and stored over molecular sieves 4 Å. Dimethyl formamide (DMF) was distilled from calcium hydride and stored over molecular sieves 4 Å. Dimethoxyethane (DME) was distilled from calcium hydride and then copper(i) chloride, and stored over sodium. 1-Ethoxy-2-dibenzylamino-1-*t*-butyldimethylsiloxyethylene **1**^{3b} was synthesized by the reported procedure. Purification of products was performed by column chromatography on silica gel (Kanto Silica Gel 60N) and/or preparative TLC on silica gel (Merck Kiesel Gel GF254 or Wako Gel B-5F).

Synthesis of ethyl 2-(dibenzylamino)-2-(2-oxocyclohexyl)acetate **2b** (general procedure for the addition reaction with cyclic silyl enol ethers)

In a 30 mL two-necked round-bottomed flask equipped with a magnetic stirring bar, a rubber septum, and an argon balloon was introduced a solution of 2,3-dichloro-5,6-dicyano-1,4-benzoquinone (DDQ) (37.4 mg, 0.165 mmol) in EtCN (1.0 mL). The solution was cooled to -55°C , and to it were added successively solutions of 1-ethoxy-2-dibenzylamino-1-*t*-butyldimethylsiloxyethylene **1** (59.6 mg, 0.150 mmol) in EtCN (1 mL) and 1-cyclohexenyloxytrimethylsilane (25.0 mg, 0.150 mmol) in EtCN (1 mL). The reaction mixture was allowed to warm to room temperature with stirring for 14 h. The reaction was quenched with 10% aq. Na_2CO_3 , and the whole mixture was extracted with ethyl acetate (10 mL \times 3). The combined extracts were washed with brine (15 mL), dried (Na_2SO_4), and concentrated *in vacuo*. The crude product was purified by preparative TLC on silica gel (CH_2Cl_2 : *n*-hexane = 6 : 1) to give the title compound (*syn*-**2b** (27.2 mg, 48%) and *anti*-**2b** (14.0 mg, 25%)).

Syn-2b. Yield 48% (27.2 mg); colorless oil; R_f = 0.26 (*n*-hexane : ethyl acetate = 5 : 1); ^1H NMR (400 MHz, CDCl_3) δ 1.02–1.61 (m, 6H including triplet at 1.40 ppm, J = 7.3 Hz, 3H), 1.86–2.05 (m, 2H), 2.26–2.35 (m, 2H), 2.59–2.63 (m, 1H), 2.96–2.98 (m, 1H), 3.37 (d, J = 13.7 Hz, 2H), 3.39 (d, J = 10.7 Hz, 1H), 3.86 (d, J = 13.7 Hz, 2H), 4.29 (dq, J = 7.3, 10.9 Hz, 1H), 4.30 (dq, J = 7.3, 10.9 Hz, 1H), 7.22–7.37 (m, 10H); ^{13}C NMR (100 MHz, CDCl_3) δ 14.8, 25.2, 28.1, 31.1, 42.5, 50.0, 54.8, 60.3, 60.5, 127.2, 128.4, 129.1, 139.2, 170.9, 212.2; IR (neat) 1712, 1637, 1453, 1176, 1150, 1030, 799, 700, 621, 496, 470, 438, 420 cm^{-1} ; HRMS (EI) calcd for $\text{C}_{24}\text{H}_{29}\text{NO}_3$ (M)⁺ 379.2147, found 379.2164.

Anti-2b. Yield 25% (14.0 mg); colorless oil; R_f = 0.54 (*n*-hexane : ethyl acetate = 5 : 1); ^1H NMR (500 MHz, CDCl_3) δ 1.35–1.81 (m, 10H including triplet at 1.56 ppm, J = 7.3 Hz), 2.02–2.05 (m, 1H), 3.04–3.08 (m, 1H), 3.32 (d, J = 13.1 Hz, 2H), 3.88 (d, J = 11.0 Hz, 1H), 3.96 (d, J = 13.1 Hz, 2H), 4.27 (dq, J = 7.3, 10.7 Hz, 1H), 4.35 (dq, J = 7.3, 10.7 Hz, 1H), 7.22–7.33 (m, 10H); ^{13}C NMR (126 MHz, CDCl_3) δ 14.8, 20.7, 28.0, 38.0, 49.5, 53.6, 54.5, 60.6, 61.2, 127.3, 128.5, 129.0, 139.2, 170.5, 219.0; IR (neat) 2860, 1710, 1638, 1494, 1451, 1373, 1335, 1307, 1233, 1175, 1135, 1027, 969, 794, 744, 699, 501 cm^{-1} ; HRMS (EI) calcd for $\text{C}_{24}\text{H}_{29}\text{NO}_3$ (M)⁺ 379.2147, found 379.2148.



Ethyl 2-(dibenzylamino)-2-(2-oxocyclopentyl)acetate 2a

Syn-2a. Yield 9% (4.9 mg); yellow oil; $R_f = 0.33$ (nhexane : ethyl acetate = 5 : 1); ^1H NMR (500 MHz, CDCl_3) δ 1.41 (t, $J = 7.0$ Hz, 3H), 1.59–1.67 (m, 1H), 1.75–1.83 (m, 1H), 1.92–2.07 (m, 2H), 2.24–2.30 (m, 1H), 2.35–2.41 (m, 1H), 2.90–2.96 (m, 1H), 3.19 (d, $J = 11.0$ Hz, 1H), 3.36 (d, $J = 13.7$ Hz, 2H), 3.92 (d, $J = 13.7$ Hz, 2H), 4.28–4.41 (m, 2H), 7.23–7.39 (m, 10H); ^{13}C NMR (126 MHz, CDCl_3) δ 14.6, 20.5, 27.8, 37.9, 49.4, 54.3, 60.4, 61.0, 127.2, 128.3, 128.8, 139.0, 170.3, 218.9; IR (neat) 3029, 2931, 1731, 1494, 1452, 1371, 1311, 1030, 966, 743, 698, 598 cm^{-1} ; HRMS (EI) calcd for $\text{C}_{23}\text{H}_{27}\text{NO}_3(\text{M})^+$ 365.1991, found 365.2003.

Ethyl 2-(dibenzylamino)-2-(2-oxocycloheptyl)acetate 2c

Syn-2c. Yield 40% (23.9 mg); yellow oil; $R_f = 0.31$ (nhexane : ethyl acetate = 5 : 1); ^1H NMR (400 MHz, CDCl_3) δ 0.85–0.99 (m, 1H), 1.09–1.18 (m, 1H), 1.21–1.40 (m, 5H including triplet at 1.38 ppm, $J = 7.3$ Hz, 3H), 1.60–1.94 (m, 4H), 2.23–2.32 (m, 1H), 2.53–2.60 (m, 1H), 3.08–3.15 (m, 1H), 3.45 (d, $J = 13.8$ Hz, 2H), 3.48 (d, $J = 11.0$ Hz, 1H), 3.85 (d, $J = 13.8$ Hz, 2H), 4.16–4.35 (m, 2H), 7.21–7.34 (m, 10H); ^{13}C NMR (100 MHz, CDCl_3) δ 14.8, 23.3, 27.6, 28.7, 29.3, 43.6, 50.4, 55.6, 60.4, 61.9, 127.2, 128.4, 129.3, 139.2, 171.7, 215.0; IR (neat) 3029, 2929, 2853, 1453, 1375, 1183, 1134, 1024, 938, 750, 700 cm^{-1} ; HRMS (EI) calcd for $\text{C}_{25}\text{H}_{31}\text{NO}_3(\text{M})^+$ 393.2304, found 393.2327.

Anti-2c. Yield 31% (13.0 mg); yellow oil; $R_f = 0.51$ (nhexane : ethyl acetate = 5 : 1); ^1H NMR (500 MHz, CDCl_3) δ 1.03–1.40 (m, 6H including a triplet at 1.38 ppm, $J = 7.0$ Hz, 3H), 1.56–1.79 (m, 5H), 2.02–2.15 (m, 2H), 3.13–3.21 (m, 1H), 3.28 (d, $J = 13.3$ Hz, 2H), 3.60 (d, $J = 11.4$ Hz, 1H), 3.96 (d, $J = 13.3$ Hz, 2H), 4.21–4.37 (m, 2H), 7.18–7.32 (m, 10H); ^{13}C NMR (126 MHz, CDCl_3) δ 14.8, 25.7, 26.8, 28.0, 29.6, 41.2, 52.3, 54.8, 60.5, 63.6, 127.2, 128.3, 129.4, 139.1, 169.9, 212.7; IR (neat) 3027, 2933, 2855, 1722, 1494, 1451, 1370, 1326, 1236, 1170, 1025, 750 cm^{-1} ; HRMS (EI) calcd for $\text{C}_{25}\text{H}_{31}\text{NO}_3(\text{M})^+$ 393.2304, found 393.2324.

Ethyl 2-(dibenzylamino)-2-(2-oxocyclooctyl)acetate 2d

Syn-2d. Yield 41% (24.5 mg); yellow oil; $R_f = 0.32$ (nhexane : ethyl acetate = 5 : 1); ^1H NMR (400 MHz, CDCl_3) δ 0.92–0.95 (m, 1H), 1.08–1.13 (m, 1H), 1.17–1.26 (m, 1H), 1.37–1.57 (m, 9H including triplet at 1.38 ppm, $J = 7.0$ Hz, 3H), 1.69–1.73 (m, 1H), 2.00–2.04 (m, 1H), 2.14 (d, $J = 2.8$ Hz, 7.6 Hz, 15.1 Hz, 1H), 3.19 (d, $J = 3.7$ Hz, 10.6 Hz, 1H), 3.46 (d, $J = 13.4$ Hz, 2H), 3.58 (d, $J = 10.6$ Hz, 1H), 3.85 (d, $J = 13.4$ Hz, 2H), 4.17–4.32 (m, 2H), 7.23–7.34 (m, 10H); ^{13}C NMR (100 MHz, CDCl_3) δ 14.7, 22.8, 24.4, 25.1, 28.5, 31.8, 43.9, 48.0, 55.6, 60.4, 63.8, 127.2, 128.3, 129.3, 139.0, 171.8, 219.2; IR (neat) 2931, 2854, 1719, 1696, 1647, 1454, 1027, 748, 698 cm^{-1} ; HRMS (EI) calcd for $\text{C}_{26}\text{H}_{33}\text{NO}_3(\text{M})^+$ 407.2460, found 407.2457.

Anti-2d. Yield 27% (16.3 mg); yellow oil; $R_f = 0.51$ (nhexane : ethyl acetate = 5 : 1); ^1H NMR (500 MHz, CDCl_3) δ 1.26–1.85 (m, 13H including a triplet at 1.38 ppm, $J = 7.0$ Hz, 3H), 2.04–2.19 (m, 2H), 3.25 (d, $J = 13.7$ Hz, 2H), 3.27 (d, $J = 10.8$ Hz, 1H), 3.56 (d, $J = 11.6$ Hz, 1H), 3.98 (d, $J = 13.7$ Hz, 2H), 4.21–4.37 (m, 2H), 7.22–7.34 (m, 10H); ^{13}C NMR (126 MHz, CDCl_3) δ 14.7, 24.6, 25.8, 26.1, 26.7, 28.9, 41.1, 50.4, 54.8, 60.3, 63.8, 127.1,

128.2, 129.2, 138.7, 170.0, 216.0; IR (neat) 2930, 1727, 1702, 1494, 1453, 1154, 1135, 1028, 749, 699 cm^{-1} ; HRMS (EI) calcd for $\text{C}_{26}\text{H}_{33}\text{NO}_3(\text{M})^+$ 407.2460, found 407.2460.

Synthesis of ethyl 4-cyclohexyl-2-(dibenzylamino)-3-methyl-4-oxobutanoate 3a (general procedure for the addition reaction with acyclic silyl enol ethers)

In a 30 mL two-necked round-bottomed flask equipped with a magnetic stirring bar, a rubber septum, and an argon balloon was introduced a solution of DDQ (37.4 mg, 0.165 mmol) in EtCN (1.0 mL). The solution was cooled to -55°C , and to it were added successively solutions of 1-ethoxy-2-dibenzylamino-1'-butyldimethylsiloxyethylene 1 (59.6 mg, 0.150 mmol) in EtCN (1 mL) and (Z)-((1-cyclohexylprop-1-en-1-yl)oxy)trimethylsilane (63.6 mg, 0.150 mmol) in EtCN (1 mL). The reaction mixture was allowed to warm to room temperature with stirring for 14 h. The reaction was quenched with 10% aq. Na_2CO_3 , and the whole mixture was extracted with ethyl acetate (10 mL \times 3). The combined extracts were washed with brine (15 mL), dried (Na_2SO_4), and concentrated *in vacuo*. The crude product was purified by preparative TLC on silica gel (CH_2Cl_2 : nhexane = 5 : 1) to give the title compound (*syn-3a* (32.5 mg, 52%) and *anti-3a* (9.7 mg, 15%)).¹⁰

Syn-3a. Yield 52% (32.7 mg); colorless oil; $R_f = 0.35$ (nhexane : ethyl acetate = 5 : 1); ^1H NMR (400 MHz, CDCl_3) δ 0.86 (d, $J = 6.9$ Hz, 3H), 0.95–1.37 (m, 9H including a triplet at 1.29 ppm, $J = 7.1$ Hz, 3H), 1.61–1.82 (m, 4H), 2.14–2.22 (m, 1H), 3.22–3.31 (m, 3H including a doublet at 3.29 ppm, $J = 14.2$ Hz, 3H), 3.59 (d, $J = 11.0$ Hz, 1H), 3.95 (d, $J = 14.2$ Hz, 2H), 4.11–4.26 (m, 2H), 7.15–7.26 (m, 10H); ^{13}C NMR (100 MHz, CDCl_3) δ 14.5, 15.0, 25.2, 25.8, 25.9, 28.0, 28.7, 43.7, 51.0, 55.2, 60.2, 65.0, 127.1, 128.2, 128.8, 138.5, 170.4, 213.9; IR (neat) 3027, 2933, 2852, 1728, 1711, 1495, 1450, 1375, 1027, 994, 732, 698 cm^{-1} ; HRMS (EI) calcd for $\text{C}_{27}\text{H}_{35}\text{NO}_3(\text{M})^+$ 421.2617, found 421.2623.

Anti-3a. Yield 15% (9.5 mg); colorless oil; $R_f = 0.56$ (nhexane : ethyl acetate = 5 : 1); ^1H NMR (500 MHz, CDCl_3) δ 0.97 (t, $J = 7.1$ Hz, 3H), 1.06 (d, $J = 7.3$ Hz, 3H), 1.37 (t, $J = 7.1$ Hz, 3H), 2.40–2.58 (m, 2H), 3.01–3.09 (m, 1H), 3.45 (d, $J = 13.3$ Hz, 2H), 3.53 (d, $J = 11.0$ Hz, 1H), 3.85 (d, $J = 13.3$ Hz, 2H), 4.14–4.32 (m, 2H), 7.22–7.36 (m, 10H); ^{13}C NMR (126 MHz, CDCl_3) δ 17.6, 14.6, 14.8, 34.9, 45.1, 55.2, 60.4, 62.7, 127.2, 128.3, 129.2, 138.9, 171.9, 214.0; IR (neat) 2931, 2851, 1725, 1495, 1452, 1368, 1027, 914, 698 cm^{-1} ; HRMS (EI) calcd for $\text{C}_{27}\text{H}_{35}\text{NO}_3(\text{M})^+$ 421.2617, found 421.2619.

Ethyl 2-(dibenzylamino)-3-methyl-4-oxo-4-phenylbutanoate 3b¹⁰

A mixture of *syn*- and *anti*-isomers (35.4 mg, 57%, *syn* : *anti* = 57 : 43, ratio determined by ^1H NMR). Yellow oil; $R_f = 0.52$ (nhexane : ethyl acetate = 5 : 1); IR (neat) 3061, 2979, 1724, 1683, 1495, 1027, 748, 698 cm^{-1} ; HRMS (EI) calcd for $\text{C}_{27}\text{H}_{29}\text{NO}_3(\text{M})^+$ 415.2147, found 415.2136.

Syn-3b. ^1H NMR (400 MHz, CDCl_3) δ 1.16 (d, $J = 7.3$ Hz, 3H), 1.29 (t, $J = 7.1$ Hz, 3H), 3.56 (d, $J = 13.3$ Hz, 2H), 3.79 (d, $J = 10.5$ Hz, 1H), 3.86–3.97 (m, 3H including a doublet at 3.96 ppm, $J = 13.3$ Hz, 2H), 4.10–4.38 (m, 2H), 7.02–7.58 (m, 13H), 7.87–7.96 (m, 2H); ^{13}C NMR (100 MHz, CDCl_3) δ 14.5, 15.8, 40.4, 55.3,



60.3, 63.4, 60.4, 62.7, 126.9, 127.9, 128.2, 128.5, 128.8, 138.2, 136.2, 138.9, 171.7, 203.3.

Anti-3b. ^1H NMR (500 MHz, CDCl_3) δ 1.08 (d, J = 6.4 Hz, 3H), 1.39 (t, J = 7.1 Hz, 3H), 3.34 (d, J = 13.8 Hz, 2H), 3.86–3.94 (m, 3H), 4.10–4.38 (m, 3H), 7.02–7.58 (m, 13H), 7.87–7.96 (m, 2H); ^{13}C NMR (126 MHz, CDCl_3) δ 14.7, 15.4, 39.5, 55.5, 60.2, 65.5, 127.2, 128.1, 128.3, 128.7, 129.2, 132.9, 137.3, 138.5, 170.4, 201.0.

Synthesis of (*E*)-*N,N*-dibenzyl-2-[(*tert*-butyldimethylsilyl)oxy]-2-phenylethen-1-amine 5

Under an argon atmosphere, to a solution of 2-(dibenzylamino)-1-phenylethanone 7 (4.00 g, 12.7 mmol) in CH_2Cl_2 (19.0 mL) were successively added triethylamine (3.54 mL, 25.4 mmol) and TBSOTf (3.50 mL, 15.2 mmol) at 0 °C. The reaction mixture was allowed to warm to ambient temperature with stirring for 21 h. It was quenched with sat. aq. NaHCO_3 (20 mL). The layers were separated, and the aqueous layer was extracted with CH_2Cl_2 (30 mL \times 3). The combined extracts were washed with brine (20 mL), dried over anhydrous Na_2SO_4 , and concentrated *in vacuo*. The crude product was purified by column chromatography on silica gel (*n*hexane : AcOEt : Et_3N = 20 : 1 : 1.1) to give the title amino silyl enol ether 5 (89%, 4.84 g, *E* : *Z* = 89 : 11).

Yield 89% (4.84 g); yellow solid; mp = 55–56 °C; R_f = 0.75 (*n*hexane : ethyl acetate = 5 : 1); ^1H NMR (400 MHz, CDCl_3): δ 0.15 (s, 6H), 1.11 (s, 9H), 4.33 (s, 4H), 5.82 (s, 1H), 7.32–7.45 (m, 15H); ^{13}C NMR (100 MHz, CDCl_3): δ –3.9, 18.3, 26.0, 55.8, 123.4, 124.5, 125.5, 126.9, 127.9, 128.2, 128.7, 133.1, 139.0, 140.4; IR (neat): 3059, 3031, 2926, 2854, 1649, 1453, 1349, 1257, 1162, 1058, 1024, 923, 749, 703 cm^{-1} . HRMS (EI) calcd for $\text{C}_{28}\text{H}_{35}\text{NOSi}$ (M^+) 429.2488, found 429.2500.

Synthesis of methyl 3-(dibenzylamino)-2,2-dimethyl-4-oxo-4-phenylbutanoate 8a (general procedure for the reaction of the amino silyl enol ether with ketene silyl acetals)

Under an argon atmosphere, to *N*-bromosuccinimide (19.6 mg, 0.11 mmol) were successively added a solution of the amino silyl enol ether 5 (42.9 mg, 0.10 mmol) in EtCN (1.0 mL), $\text{BF}_3 \cdot \text{Et}_2\text{O}$ (0.025 mL, 0.20 mmol), and a solution of [(1-methoxy-2-methylprop-1-en-1-yl)oxy]trimethylsilane (26.1 mg, 0.10 mmol) in EtCN (1.0 mL) at room temperature. The reaction mixture was stirred for 16 h. It was quenched with sat. aq. NaHCO_3 (10 mL). The layers were separated, and the aqueous layer was extracted with ethyl acetate (30 mL \times 3). The combined organic extracts were washed with brine (5 mL), dried over anhydrous Na_2SO_4 , and concentrated *in vacuo*. The crude product was purified by preparative TLC on silica gel (developed twice with *n*hexane : AcOEt = 6 : 1) to give methyl 3-(dibenzylamino)-2,2-dimethyl-4-oxo-4-phenylbutanoate 8a (80%, 33.4 mg).

Yield 80% (33.4 mg); white solid; mp = 73–74 °C; R_f = 0.48 (*n*hexane : ethyl acetate = 5 : 1); ^1H NMR (400 MHz, CDCl_3) δ 1.11 (s, 3H), 1.44 (s, 3H), 3.26 (d, J = 14.4 Hz, 2H), 3.49 (s, 3H), 4.01 (d, J = 14.4 Hz, 2H), 4.68 (s, 1H), 7.23–7.37 (m, 10H), 7.52–7.57 (m, 2H), 7.60–7.65 (m, 1H), 7.87–7.90 (m, 2H); ^{13}C NMR (100 MHz, CDCl_3): δ 21.6, 25.6, 46.6, 51.8, 56.9, 64.4, 127.2,

128.2, 128.3, 128.7, 129.0, 132.8, 139.4, 141.2, 177.7, 202.1; IR (neat) 2949, 1729, 1678, 1451, 1268, 1145, 970, 745, 700 cm^{-1} ; HRMS (EI) calcd for $\text{C}_{26}\text{H}_{26}\text{NO}_2$ ($\text{M}-\text{CH}_3\text{O}$) $^+$ 384.1958, found 384.1961.

Ethyl 3-(dibenzylamino)-2,2-dimethyl-4-oxo-4-phenylbutanoate 8b

Yield 82% (35.1 mg); white solid; mp = 65–67 °C; R_f = 0.41 (*n*hexane : ethyl acetate = 5 : 1); ^1H NMR (400 MHz, CDCl_3) δ 1.06 (t, J = 7.3 Hz, 3H), 1.08 (s, 3H), 1.46 (s, 3H), 3.26 (d, J = 14.2 Hz, 2H), 3.90 (dq, J = 7.3, 10.5 Hz, 1H), 3.97–4.05 (m, 3H), including doublet at 4.01 ppm J = 14.2 Hz, 2H), 4.67 (s, 1H), 7.22–7.35 (m, 10H), 7.52–7.56 (m, 2H), 7.59–7.64 (m, 1H), 7.88–7.90 (m, 2H); ^{13}C NMR (100 MHz, CDCl_3) δ 13.9, 21.3, 25.9, 46.5, 56.8, 60.5, 64.4, 127.2, 128.2, 128.4, 128.6, 129.0, 132.8, 139.4, 141.3, 177.3, 202.2; IR (neat): 3061, 3028, 2980, 2842, 1735, 1675, 1455, 1274, 1152, 968, 748, 699 cm^{-1} ; HRMS (EI) calcd for $\text{C}_{26}\text{H}_{26}\text{NO}_2$ ($\text{M}-\text{C}_2\text{H}_5\text{O}$) $^+$ 384.1958, found 384.1957.

Isopropyl 3-(dibenzylamino)-2,2-dimethyl-4-oxo-4-phenylbutanoate 8c

Yield 73% (32.6 mg); white solid mp = 112–113 °C; R_f = 0.55 (*n*hexane : ethyl acetate = 5 : 1); ^1H NMR (400 MHz, CDCl_3) δ 1.01 (d, J = 6.4 Hz, 3H), 1.02 (s, 3H), 1.08 (d, J = 6.4 Hz, 3H), 1.49 (s, 3H), 3.26 (d, J = 14.2 Hz, 2H), 4.00 (d, J = 14.2 Hz, 2H), 4.64 (s, 1H), 4.84 (sept, J = 6.4 Hz, 1H), 7.22–7.36 (m, 10H), 7.52–7.56 (m, 2H), 7.60–7.64 (m, 1H), 7.88–7.91 (m, 2H); ^{13}C NMR (100 MHz, CDCl_3) δ 20.7, 21.3, 21.6, 26.5, 46.4, 56.8, 64.5, 67.8, 127.2, 128.2, 128.4, 128.6, 129.0, 132.7, 139.4, 141.4, 176.9, 202.3; IR (neat): 3063, 3030, 2981, 2855, 1711, 1676, 1455, 1281, 1165, 1107, 970, 749, 694 cm^{-1} ; HRMS (EI): calcd for $\text{C}_{26}\text{H}_{26}\text{NO}_2$ ($\text{M}-\text{C}_3\text{H}_7\text{O}$) $^+$ 384.1958, found 384.1957.

tert-Butyl 3-(dibenzylamino)-2,2-dimethyl-4-oxo-4-phenylbutanoate 8d

Yield 57% (26.3 mg); white solid; mp = 115–117 °C; R_f = 0.58 (*n*hexane : ethyl acetate = 5 : 1); ^1H NMR (400 MHz, CDCl_3) δ 0.98 (s, 3H), 1.27 (s, 9H), 1.47 (s, 3H), 3.28 (d, J = 14.2 Hz, 2H), 3.98 (d, J = 14.2 Hz, 2H), 4.62 (s, 1H), 7.22–7.37 (m, 10H), 7.51–7.56 (m, 2H), 7.59–7.63 (m, 1H), 7.88–7.90 (m, 2H); ^{13}C NMR (100 MHz, CDCl_3) δ 20.6, 26.8, 27.8, 46.9, 56.7, 64.6, 80.5, 127.2, 128.2, 128.5, 128.6, 129.0, 132.6, 139.4, 141.5, 176.6, 202.4; IR (neat): 2976, 1678, 1456, 1247, 1146, 968, 848, 698 cm^{-1} ; HRMS (EI) calcd for $\text{C}_{30}\text{H}_{35}\text{NO}_3$ (M^+) 457.2617, found 457.2607.

Methyl 3-(dibenzylamino)-2,2-dimethoxy-4-oxo-4-phenylbutanoate 8e

Yield 73% (32.6 mg); colorless oil; R_f = 0.38 (*n*hexane : ethyl acetate = 5 : 1); ^1H NMR (400 MHz, CDCl_3) δ 3.17 (s, 3H), 3.27 (s, 3H), 3.65 (d, J = 13.7 Hz, 2H), 3.71 (s, 3H), 4.26 (d, J = 13.7 Hz, 2H), 4.92 (s, 1H), 7.17–7.28 (m, 10H), 7.39–7.43 (m, 2H), 7.53–7.57 (m, 1H), 7.76–7.79 (m, 2H); ^{13}C NMR (100 MHz, CDCl_3) δ 51.0, 51.2, 52.5, 55.5, 63.4, 103.8, 127.0, 128.0, 128.2, 128.8, 129.4, 132.9, 139.1, 139.6, 168.4, 200.9; IR (neat) 2950, 2821,



1757, 1681, 1547, 1214, 1073, 749, 696 cm^{-1} ; HRMS (EI) calcd for $\text{C}_{27}\text{H}_{29}\text{NO}_5$ (M^+) 447.2046, found 447.2047.

Ethyl 3-(dibenzylamino)-2,2-diethoxy-4-oxo-4-phenylbutanoate 2-8f

Yield 70% (34.1 mg); white solid mp = 84–85 °C; R_f = 0.46 (*n*hexane : ethyl acetate = 5 : 1); ^1H NMR (400 MHz, CDCl_3): δ 1.06 (t, J = 6.9 Hz, 6H), 1.20 (t, J = 7.3 Hz, 3H), 3.30–3.40 (m, 2H), 3.48 (dq, J = 6.9, 9.1 Hz, 1H), 3.61 (dq, J = 6.9, 9.1 Hz, 1H), 3.72 (d, J = 13.7 Hz, 2H), 4.05 (dq, J = 7.3, 10.5 Hz, 1H), 4.23–4.32 (m, 3H, including doublet at 4.27 ppm J = 13.7 Hz, 2H), 4.89 (s, 1H), 7.20–7.27 (m, 10H), 7.35–7.39 (m, 2H), 7.49–7.53 (m, 1H), 7.72–7.74 (m, 2H); ^{13}C NMR (100 MHz, CDCl_3) δ 13.9, 14.8, 15.1, 55.5, 58.9, 59.2, 61.5, 64.7, 103.0, 126.8, 127.8, 127.9, 128.8, 129.5, 132.4, 139.5, 139.9, 168.2, 201.5; IR (neat) 2979, 1750, 1682, 1559, 1452, 1249, 1122, 1062, 748, 696 cm^{-1} ; HRMS (EI) calcd for $\text{C}_{28}\text{H}_{30}\text{NO}_4$ ($\text{M}-\text{C}_2\text{H}_5\text{O}$) $^+$ 444.2169, found 444.2170.

S-tert-Butyl 3-(dibenzylamino)-4-oxo-4-phenylbutanethioate 8g

Yield 63% (30.0 mg); colorless oil; R_f = 0.64 (*n*hexane : ethyl acetate = 5 : 1); ^1H NMR (400 MHz, CDCl_3) δ 1.45 (s, 9H), 2.97 (dd, J = 3.6, 15.5 Hz, 1H), 3.30 (dd, J = 8.7, 15.5 Hz, 1H), 3.46 (d, J = 13.3 Hz, 2H), 3.66 (d, J = 13.3 Hz, 2H), 4.83 (dd, J = 3.6, 8.7 Hz, 1H), 7.10–7.13 (m, 4H), 7.23–7.32 (m, 8H), 7.47–7.50 (m, 1H), 7.51–7.56 (m, 2H); ^{13}C NMR (100 MHz, CDCl_3) δ 29.8, 38.3, 48.2, 54.5, 59.0, 127.3, 128.1, 128.2, 129.0, 129.3, 132.7, 136.4, 138.5, 198.6, 198.9; IR (neat) 3061, 3028, 2980, 2842, 1735, 1675, 1455, 1274, 1152, 968, 748, 699 cm^{-1} ; HRMS (EI) calcd for $\text{C}_{28}\text{H}_{31}\text{NO}_2\text{S}$ (M^+) 445.2076, found 445.2077.

Synthesis of 2-(dibenzylamino)-1-phenyl-2-[1-(triisopropylsilyl)-1H-indol-3-yl]ethenone 9a (general procedure for the reaction of the amino silyl enol ether with indoles)

Under an argon atmosphere, to a solution of *N*-bromosuccinimide (39.2 mg, 0.22 mmol) in EtCN (1.0 mL) were successively added a solution of the amino silyl enol ether 5 (85.9 mg, 0.20 mmol) in EtCN (1.0 mL), $\text{BF}_3 \cdot \text{Et}_2\text{O}$ (0.025 mL, 0.20 mmol), and a solution of 1-(triisopropylsilyl)-1H-indole (43.1 mg, 0.22 mmol) in EtCN at 0 °C. The reaction mixture was allowed to warm to ambient temperature with stirring for 5 h. It was quenched with sat. aq. NaHCO_3 (10 mL). The layers were separated, and the aqueous layer was extracted with ethyl acetate (30 mL \times 3). The combined organic extracts were washed with brine, dried over anhydrous Na_2SO_4 , and concentrated *in vacuo*. The crude product was purified by preparative TLC on silica gel (developed twice with *n*hexane : AcOEt = 6 : 1) to give 2-(dibenzylamino)-1-phenyl-2-[1-(triisopropylsilyl)-1H-indol-3-yl]ethanone 9a (77%, 90.7 mg).

Yield 77% (90.7 mg); yellow oil; R_f = 0.61 (*n*hexane : ethyl acetate = 6 : 1); ^1H NMR (400 MHz, CDCl_3) δ 0.95 (d, J = 7.3 Hz, 9H), 0.99 (d, J = 7.3 Hz, 9H), 1.55 (sept, J = 7.3 Hz, 3H), 3.94 (d, J = 13.7 Hz, 2H), 4.02 (d, J = 13.7 Hz, 2H), 5.78 (s, 1H), 6.91 (s, 1H), 7.16–7.30 (m, 14H), 7.34–7.37 (m, 1H), 7.44–7.46 (m, 1H), 7.65–7.68 (m, 3H); ^{13}C NMR (100 MHz, CDCl_3) δ 12.6, 17.8, 17.9, 54.8, 59.8, 113.0, 113.9, 119.5, 119.9, 121.9, 126.7, 128.0, 128.1,

128.2, 129.1, 130.6, 132.5, 137.0, 140.6, 141.4, 201.7; IR (neat) 3060, 3026, 2948, 2868, 1685, 1494, 1449, 1165, 1144, 1074, 967, 882, 746, 696, 664 cm^{-1} ; HRMS (EI) calcd for $\text{C}_{39}\text{H}_{46}\text{N}_2\text{OSi}$ (M^+) 586.3380, found 586.3379.

2-(Dibenzylamino)-2-[5-nitro-1-(triisopropylsilyl)-1H-indol-3-yl]-1-phenylethan-1-one 9b

Yield 13% (15.9 mg); yellow oil; R_f = 0.43 (*n*hexane : ethyl acetate = 6 : 1); ^1H NMR (400 MHz, CDCl_3) δ 0.92–1.00 (m, 18H), 1.49–1.60 (m, 3H), 3.96 (dd, J = 13.8, 29.1 Hz, 4H), 5.80 (s, 1H), 7.04–8.65 (m, 19H); ^{13}C NMR (100 MHz, CDCl_3) δ 12.5, 17.7, 17.8, 54.8, 59.0, 113.7, 115.5, 116.8, 117.6, 127.1, 128.1, 128.4, 128.5, 129.1, 130.3, 133.0, 135.2, 136.9, 140.0, 141.9, 144.5, 201.2; IR (neat) 3064, 3025, 2945, 2866, 1683, 1508, 1447, 1338, 1264, 1206, 1136, 970, 808, 688, 659 cm^{-1} ; HRMS (EI) calcd for $\text{C}_{30}\text{H}_{39}\text{N}_3\text{O}_3\text{Si}$ (M^+) 631.3230, found 631.3239.

2-(Dibenzylamino)-2-[5-methoxy-1-(triisopropylsilyl)-1H-indol-3-yl]-1-phenylethanone 9c

Yield 67% (82.7 mg); yellow oil; R_f = 0.55 (*n*hexane : ethyl acetate = 6 : 1); ^1H NMR (400 MHz, CDCl_3) δ 0.92 (d, J = 7.6 Hz, 9H), 0.96 (d, J = 7.6 Hz, 9H), 1.50 (sept, J = 7.6 Hz, 3H), 3.89 (s, 3H), 3.99 (s, 4H), 5.73 (s, 1H), 6.80–6.83 (m, 2H), 7.05–7.07 (m, 1H), 7.18–7.33 (m, 13H), 7.38–7.40 (m, 1H), 7.68–7.70 (m, 2H); ^{13}C NMR (100 MHz, CDCl_3) δ 12.5, 17.8, 17.9, 54.7, 55.7, 60.0, 99.9, 100.9, 112.3, 113.1, 114.7, 126.8, 128.1, 128.3, 129.3, 131.1, 132.5, 133.0, 136.2, 137.1, 140.9, 154.2, 202.0; IR (neat) 3061, 3027, 2950, 2867, 1674, 1618, 1485, 1447, 1216, 1038, 1019, 884, 794, 744, 693, 660, 583 cm^{-1} ; HRMS (EI) calcd for $\text{C}_{40}\text{H}_{48}\text{N}_2\text{O}_2\text{Si}$ (M^+) 616.3485, found 616.3482.

2-[5-Bromo-1-(triisopropylsilyl)-1H-indol-3-yl]-2-(dibenzylamino)-1-phenylethan-1-one 9d

Yield 75% (100.0 mg); yellow oil; R_f = 0.63 (*n*hexane : ethyl acetate = 6 : 1); ^1H NMR (400 MHz, CDCl_3) δ 0.94–0.99 (m, 18H), 1.53 (q, J = 7.6 Hz, 3H), 3.97 (dd, J = 13.6, 32.2 Hz, 4H), 5.71 (s, 1H), 6.92 (s, 1H), 7.15–7.48 (m, 16H), 7.68–7.79 (m, 2H); ^{13}C NMR (100 MHz, CDCl_3) δ 12.6, 17.9, 18.0, 54.8, 59.5, 113.0, 113.5, 115.4, 122.4, 124.9, 127.1, 128.2, 128.3, 128.5, 129.3, 132.6, 132.8, 133.6, 137.0, 140.1, 140.5, 201.5; IR (neat) 3061, 3026, 2947, 2867, 1688, 1597, 1495, 1445, 1199, 1159, 1135, 967, 881, 795, 750, 718, 701, 689, 653, 567 cm^{-1} ; HRMS (EI) calcd for $\text{C}_{30}\text{H}_{39}\text{N}_2\text{OSiBr}$ (M^+) 664.2485, found 664.2452.

2-[6-Bromo-1-(triisopropylsilyl)-1H-indol-3-yl]-2-(dibenzylamino)-1-phenylethan-1-one 9e

Yield 73% (97.0 mg); yellow oil; R_f = 0.62 (*n*hexane : ethyl acetate = 6 : 1); ^1H NMR (400 MHz, CDCl_3) δ 0.88–1.09 (m, 18H), 1.47–1.59 (m, 3H), 3.96 (dd, J = 13.7, 34.8 Hz, 4H), 5.73 (s, 1H), 6.84–7.68 (m, 18H); ^{13}C NMR (100 MHz, CDCl_3) δ 3047, 2948, 2868, 1686, 1599, 1456, 1151, 1073, 967, 883, 814, 750, 695, 599; IR (neat) 3047, 2948, 2868, 1686, 1599, 1456, 1151, 1073, 967, 883, 814, 750, 695, 599 cm^{-1} ; HRMS (EI) calcd for $\text{C}_{30}\text{H}_{39}\text{N}_2\text{OSiBr}$ (M^+) 664.2485, found 664.2488.



Synthesis of methyl 2-(dibenzylamino)-1-phenylbutan-1-one **10b** (general procedure for the reaction of the amino silyl enol ether with grignard reagents)

Under an argon atmosphere, to a solution of *N*-bromosuccinimide (19.6 mg, 0.11 mmol) in EtCN (1.0 mL) were successively added a solution of amino silyl enol ether **5** (42.9 mg, 0.10 mmol) in EtCN (1.0 mL), $\text{BF}_3 \cdot \text{OEt}_2$ (0.025 mL, 0.20 mmol), and a solution of EtMgBr in Et₂O (0.93 M, 0.22 mL, 0.20 mmol) at room temperature. The reaction mixture was stirred for 30 min. It was quenched with sat. aq. NH_4Cl (10 mL). The layers were separated, and the aqueous layer was extracted with ethyl acetate (30 mL \times 3). The combined organic extracts were washed with brine, dried over anhydrous Na_2SO_4 , and concentrated *in vacuo*. The crude product was purified by preparative TLC on silica gel (developed twice with *n*hexane : AcOEt = 15 : 1) to give 2-(dibenzylamino)-1-phenylbutan-1-one **10b** (74%, 25.5 mg).

Yield 74% (25.5 mg); colorless oil; R_f = 0.63 (*n*hexane : ethyl acetate = 6 : 1); ^1H NMR (400 MHz, CDCl_3) δ 0.93 (t, J = 7.3 Hz, 3H), 1.80–1.89 (m, 1H), 1.93–2.02 (m, 1H), 3.69 (s, 4H), 4.14 (dd, J = 4.9, 8.5 Hz, 1H), 7.20–7.34 (m, 12H), 7.48–7.52 (m, 1H), 7.56–7.58 (m, 2H); ^{13}C NMR (100 MHz, CDCl_3): δ 11.5, 17.8, 54.3, 62.6, 127.0, 128.2, 128.2, 128.5, 129.1, 132.6, 137.7, 139.6, 201.4; IR (neat): 3062, 3026, 2978, 2936, 2835, 1684, 1494, 1448, 1378, 1225, 1143, 936, 749, 732, 695 cm^{-1} ; HRMS (EI) calcd for $\text{C}_{18}\text{H}_{20}\text{NO}$ ($\text{M}-\text{C}_6\text{H}_5$)⁺ 238.1590, found 238.1589.

2-(Dibenzylamino)-1-phenylpropan-1-one **10a**

Yield 64% (22.2 mg); colorless oil; R_f = 0.63 (*n*hexane : ethyl acetate = 6 : 1); ^1H NMR (400 MHz, CDCl_3) δ 1.34 (d, J = 6.6 Hz, 3H), 3.54 (d, J = 13.5 Hz, 2H), 3.68 (d, J = 13.5 Hz, 2H), 4.34 (q, J = 6.6 Hz, 1H), 7.15–7.34 (m, 12H), 7.48–7.52 (m, 1H), 7.58–7.61 (m, 2H); ^{13}C NMR (100 MHz, CDCl_3) δ 8.4, 54.3, 57.2, 127.1, 128.0, 128.2, 128.8, 129.2, 132.5, 136.9, 139.3, 202.0; IR (neat) 3062, 3026, 2978, 2936, 2835, 1684, 1494, 1448, 1378, 1225, 1143, 936, 749, 732, 695 cm^{-1} ; HRMS (EI) calcd for $\text{C}_{17}\text{H}_{18}\text{NO}$ ($\text{M}-\text{C}_6\text{H}_5$)⁺ 224.1434, found 224.1438.

2-(Dibenzylamino)-1-phenylpentan-1-one **10c**

Yield 71% (25.4 mg); colorless oil; R_f = 0.64 (*n*hexane : ethyl acetate = 6 : 1); ^1H NMR (400 MHz, CDCl_3) δ 0.92 (t, J = 7.3 Hz, 3H), 1.29–1.39 (m, 2H), 1.74–1.82 (m, 1H), 1.88–1.97 (m, 1H), 3.70 (s, 4H), 4.24 (dd, J = 5.5, 8.7 Hz, 1H), 7.21–7.34 (m, 12H), 7.48–7.58 (m, 3H); ^{13}C NMR (100 MHz, CDCl_3): δ 14.2, 20.1, 27.0, 54.3, 60.5, 127.0, 128.2, 128.2, 128.5, 129.1, 132.6, 137.5, 139.7, 201.7. IR (neat): 3061, 3028, 2957, 2832, 1684, 1494, 1447, 1373, 1245, 1209, 1072, 947, 751, 695 cm^{-1} . HRMS (EI): calcd for $\text{C}_{19}\text{H}_{22}\text{NO}$ ($\text{M}-\text{C}_6\text{H}_5$)⁺ 252.1747, found 252.1753.

2-(Dibenzylamino)-3-methyl-1-phenylbutan-1-one **10d**

Yield 63% (22.5 mg); colorless oil; R_f = 0.63 (*n*hexane : ethyl acetate = 6 : 1); ^1H NMR (400 MHz, CDCl_3) δ 0.75 (d, J = 6.7 Hz, 3H), 1.24 (d, J = 6.7 Hz, 3H), 2.35–2.46 (m, 1H), 3.34 (d, J = 14.7 Hz, 2H), 4.02 (d, J = 10.4 Hz, 1H), 4.04 (d, J = 14.7 Hz, 2H), 7.21–7.29 (m, 10H), 7.37–7.40 (m, 2H), 7.54–7.57 (m, 1H), 7.65–

7.67 (m, 2H); ^{13}C NMR (100 MHz, CDCl_3) δ 20.3, 20.4, 27.8, 54.3, 65.4, 126.9, 128.1, 128.2, 128.5, 128.6, 133.0, 139.6, 139.9, 203.1; IR (neat): 3059, 3032, 2979, 2950, 2840, 1668, 1494, 1444, 1218, 1093, 976, 839, 737, 730, 699 cm^{-1} ; HRMS (EI) calcd for $\text{C}_{19}\text{H}_{22}\text{NO}$ ($\text{M}-\text{C}_6\text{H}_5$)⁺ 252.1747, found 252.1741.

2-Cyclopropyl-2-(dibenzylamino)-1-phenylethanone **10e**

Yield 35% (12.4 mg); colorless oil; R_f = 0.64 (*n*hexane : ethyl acetate = 6 : 1); ^1H NMR (400 MHz, CDCl_3) δ −0.02–0.04 (m, 1H), 0.51–0.58 (m, 2H), 0.75–0.84 (m, 1H), 1.28–1.37 (m, 1H), 3.45 (d, J = 9.6 Hz, 1H), 3.79 (d, J = 13.8 Hz, 2H), 3.94 (d, J = 13.8 Hz, 2H), 7.20–7.36 (m, 12H), 7.50–7.61 (m, 3H); ^{13}C NMR (100 MHz, CDCl_3) δ 2.9, 5.3, 8.5, 54.7, 66.7, 127.0, 128.1, 128.2, 128.6, 129.0, 132.7, 137.5, 139.8, 201.7; IR (neat) 3081, 3027, 2927, 2840, 1681, 1597, 1495, 1450, 1220, 744, 696 cm^{-1} ; HRMS (EI) calcd for $\text{C}_{19}\text{H}_{20}\text{NO}$ ($\text{M}-\text{C}_6\text{H}_5$)⁺ 250.1590, found 250.1591.

2-Cyclohexyl-2-(dibenzylamino)-1-phenylethanone **10f**

Yield 60% (23.9 mg); colorless solid, mp = 88–89 °C; R_f = 0.65 (*n*hexane : ethyl acetate = 6 : 1); ^1H NMR (500 MHz, CDCl_3) δ 0.76–0.84 (m, 1H), 1.04–1.37 (m, 5H), 1.54–1.56 (m, 1H), 1.63–1.66 (m, 1H), 1.79–1.83 (m, 1H), 2.09–2.17 (m, 1H), 2.42–2.45 (m, 1H), 3.36 (d, J = 14.7 Hz, 2H), 4.05 (d, J = 14.7 Hz, 2H), 4.16 (d, J = 10.4 Hz, 1H), 7.22–7.39 (m, 12H), 7.52–7.55 (m, 1H), 7.63–7.65 (m, 2H); ^{13}C NMR (126 MHz, CDCl_3) δ 26.0, 26.1, 26.6, 30.4, 31.0, 37.4, 54.3, 64.2, 126.8, 128.1, 128.2, 128.5, 128.6, 133.0, 139.6, 139.9, 203.4; IR (neat) 3061, 3028, 2926, 2850, 1675, 1494, 1446, 1234, 1201, 907, 844, 735, 698 cm^{-1} ; HRMS (EI): calcd for $\text{C}_{22}\text{H}_{26}\text{NO}$ ($\text{M}-\text{C}_6\text{H}_5$)⁺ 292.2060, found 292.2056.

2-(Dibenzylamino)-1,3-diphenylpropan-1-one **10g**

Yield 43% (17.4 mg); white solid mp = 84–85 °C; R_f = 0.61 (*n*hexane : ethyl acetate = 6 : 1); ^1H NMR (400 MHz, CDCl_3): δ 3.12 (dd, J = 4.3, 13.4 Hz, 1H), 3.36 (dd, J = 9.2, 13.4 Hz, 1H), 3.71 (d, J = 13.4 Hz, 2H), 3.78 (d, J = 13.4 Hz, 2H), 4.54 (dd, J = 4.3, 9.2 Hz, 1H), 7.12–7.14 (m, 5H), 7.18–7.27 (m, 12H), 7.43–7.47 (m, 3H); ^{13}C NMR (100 MHz, CDCl_3) δ 30.2, 54.3, 62.9, 126.0, 127.2, 128.1, 128.2, 128.3, 128.6, 129.2, 129.5, 132.6, 137.3, 139.1, 139.2, 199.7; IR (neat) 3060, 3025, 2931, 2815, 1688, 1600, 1494, 1455, 1233, 1116, 1072, 1027, 957, 750, 700 cm^{-1} ; HRMS (EI) calcd for $\text{C}_{23}\text{H}_{22}\text{NO}$ ($\text{M}-\text{C}_6\text{H}_5$)⁺ 300.1747, found 300.1761.

2-(Dibenzylamino)-1-phenyl-2-*p*-tolylethanone **10i**

Yield 46% (18.7 mg); yellow solid, mp = 112–113 °C; R_f = 0.62 (*n*hexane : ethyl acetate = 6 : 1); ^1H NMR (400 MHz, CDCl_3) δ 2.30 (s, 3H), 3.75 (d, J = 13.7 Hz, 2H), 3.96 (d, J = 13.7 Hz, 2H), 5.43 (s, 1H), 7.11–7.31 (m, 16H), 7.42–7.44 (m, 1H), 7.67–7.69 (m, 2H); ^{13}C NMR (100 MHz, CDCl_3) δ 21.1, 54.4, 66.5, 126.9, 128.2, 128.3, 128.4, 128.9, 129.2, 129.9, 132.8, 133.3, 136.9, 137.5, 140.1, 201.7; IR (neat): 3059, 3026, 2922, 2844, 1689, 1595, 1494, 1447, 1226, 1138, 961, 804, 747, 700 cm^{-1} ; HRMS (EI): calcd for $\text{C}_{23}\text{H}_{22}\text{NO}$ ($\text{M}-\text{C}_6\text{H}_5$)⁺ 300.1747, found 300.1744.



2-(Dibenzylamino)-1-phenyl-2-(thiophen-2-yl)ethanone 10j

Yield 64% (25.5 mg); colorless solid, mp = 108–109 °C; R_f = 0.64 (n-hexane : ethyl acetate = 6 : 1); ^1H NMR (400 MHz, CDCl_3) δ 3.67 (d, J = 13.7 Hz, 2H), 3.91 (d, J = 13.7 Hz, 2H), 5.69 (s, 1H), 6.90–6.92 (m, 1H), 6.96–6.99 (m, 1H), 7.23–7.37 (m, 13H), 7.48–7.52 (m, 1H), 7.67–7.69 (m, 2H); ^{13}C NMR (100 MHz, CDCl_3) δ 54.5, 61.3, 126.3, 126.5, 127.1, 128.3, 128.4, 128.6, 129.0, 133.1, 136.5, 137.5, 139.4, 198.9. IR (neat): 3061, 3027, 2928, 2840, 1685, 1595, 1494, 1447, 1214, 957, 750, 699 cm^{-1} ; HRMS (EI) calcd for $\text{C}_{20}\text{H}_{18}\text{NOS}$ ($\text{M}-\text{C}_6\text{H}_5$) $^+$ 292.1154, found 292.1140.

Conflicts of interest

There are no conflicts to declare.

Acknowledgements

This work was supported by Grants-in-Aid for Scientific Research (B) and on Innovative Areas “Organic Synthesis Based on Reaction Integration. Development of New Methods and Creation of New Substances” from JSPS and MEXT.

Notes and references

- For iminium ion cyclization, see: (a) E. J. Corey and R. D. Balanson, *J. Am. Chem. Soc.*, 1974, **96**, 6516–6517; (b) S. Yamada, M. Konda and T. Shioiri, *Tetrahedron Lett.*, 1972, **13**, 2215–2218. For *N*-acyl iminium ion cyclization, see; (c) J. Dijkink, H. E. Shoemaker and W. N. Speckamp, *Tetrahedron Lett.*, 1975, **16**, 4043–4046; (d) J. Dijkink and W. N. Speckamp, *Tetrahedron Lett.*, 1975, **16**, 4047–4050.
- (a) H. H. Mooiweer, H. Hiemstra and W. N. Speckamp, *Tetrahedron*, 1989, **45**, 4627–4636; (b) H. H. Mooiweer, E. C. Roots, H. Hiemstra and W. N. Speckamp, *J. Org. Chem.*, 1992, **57**, 6769–6778; (c) M. Okuda, H. Hioki, W. Miyagi and S. Ito, *Tetrahedron Lett.*, 1993, **34**, 6131–6134; (d) J. Yoshida, S. Suga and M. Okajima, *Tetrahedron Lett.*, 2001, **42**, 2173–2176; (e) J. Yoshida, S. Suga and M. Watanabe, *J. Am. Chem. Soc.*, 2002, **124**, 14824–14825; (f) P. Knochel, N. Millot, C. Piazza and S. Avolio, *Synthesis*, 2002, 941–944; (g) L. W. Bieber and I. H. S. Estevam, *Tetrahedron Lett.*, 2003, **44**, 667–670; (h) M. Sugimoto, L. Uehlin and M. Murakami, *Org. Lett.*, 2004, **6**, 1167–1169; (i) T. Murai, Y. Mutoh, Y. Ohta and M. Murakami, *J. Am. Chem. Soc.*, 2004, **126**, 5968–5969; (j) M. Sugimoto, L. Uehlin and M. Murakami, *J. Am. Chem. Soc.*, 2004, **126**, 13196–13197.
- For Petasis reactions including the synthesis of α -monosubstituted amino acids, see: (a) N. A. Petasis and I. Akritopoulou, *Tetrahedron Lett.*, 1993, **34**, 583–586; (b) N. A. Petasis and I. A. Zavialov, *J. Am. Chem. Soc.*, 1997, **119**, 445–446; (c) N. A. Petasis, A. Goodman and I. A. Zavialov, *Tetrahedron*, 1997, **53**, 16463–16470; (d) N. A. Petasis and I. A. Zavialov, *J. Am. Chem. Soc.*, 1998, **120**, 11798–11799; (e) N. A. Petasis and S. Boral, *Tetrahedron Lett.*, 2001, **42**, 539–542; (f) T. Koolmeister, M. Södelgren and M. Scobie, *Tetrahedron Lett.*, 2002, **43**, 5969–5970; (g) H. Jourdan, G. Gouhier, L. V. Hijfte, P. Angibaud and S. R. Piettre, *Tetrahedron Lett.*, 2005, **46**, 8027–8031; (h) T. J. Southwood, M. C. Curry and C. A. Hutton, *Tetrahedron*, 2006, **62**, 236–242. For asymmetric Petasis reaction: (i) S. Lou and S. E. Schaus, *J. Am. Chem. Soc.*, 2008, **130**, 6922–6923.
- (a) Y. Niwa and M. Shimizu, *J. Am. Chem. Soc.*, 2003, **125**, 3720–3721; (b) M. Shimizu, H. Itou and M. Miura, *J. Am. Chem. Soc.*, 2005, **127**, 3296–3297; (c) T. Iwao and M. Shimizu, *Heterocycles*, 2009, **77**, 767–772; (d) M. Shimizu, H. Itou, T. Iwao and Y. Umeda, *Chem. Lett.*, 2009, **38**, 732–733; (e) M. Shimizu, I. Hachiya and I. Mizota, *Chem. Commun.*, 2009, 874–889; (f) S. Hata, H. Koyama and M. Shimizu, *J. Org. Chem.*, 2011, **76**, 9670–9677; (g) M. Shimizu, T. Kusunoki, M. Yoshida, K. Kondo and I. Mizota, *Chem. Lett.*, 2011, **40**, 351–353; (h) I. Mizota and M. Shimizu, *Chem. Rec.*, 2016, **16**, 688–702; (i) M. Shimizu, H. Imazato, I. Mizota and Y. Zhu, *RSC Adv.*, 2019, **9**, 17341–17346; (j) M. Shimizu, M. Mushika, I. Mizota and Y. Zhu, *RSC Adv.*, 2019, **9**, 23400–23407; (k) M. Shimizu, Y. Furukawa, I. Mizota and Y. Zhu, *New J. Chem.*, 2020, **44**, 152–161; (l) M. Shimizu, T. Morimoto, Y. Yanagi, I. Mizota and Y. Zhu, *RSC Adv.*, 2020, **10**, 9955–9963.
- We have already reported the formation of the iminium salt by ^1H and ^{13}C NMR spectra and a possible ionic mechanism by the ineffectiveness of radical scavengers.^{4b}
- Effects of the silyl substituents on the reactivity of silyl enol ethers, see: (a) I. Kuwajima and E. Nakamura, *Acc. Chem. Res.*, 1985, **18**, 181–187; (b) M. B. Boxer and H. Yamamoto, *J. Am. Chem. Soc.*, 2006, **128**, 48–49; (c) M. Akakura, M. B. Boxer and H. Yamamoto, *ARKIVOC*, 2007, 337–347.
- For the diastereoselectivity of the Mannich reaction, see: (a) A. Ting and S. E. Schaus, *Eur. J. Org. Chem.*, 2007, 5797–5815; (b) J. M. M. Verkade, L. J. C. van Hemert, P. J. L. M. Quaeflieg and F. P. J. T. Rutjes, *Chem. Soc. Rev.*, 2008, **37**, 29–41; (c) Y. Gnas and F. Glorius, *Synthesis*, 2006, 1899–1930; (d) B. T. Hahn, R. Fröhlich, K. Harms and F. Glorius, *Angew. Chem., Int. Ed.*, 2008, **47**, 9985–9988.
- The reaction of enolates and enols with DDQ was reported, see: (a) J. M. Williams, G. Marchesini, R. A. Reamer, U.-H. Dolling and E. J. J. Grabowski, *J. Org. Chem.*, 1995, **60**, 5337–5340; (b) A. Bhattacharya, L. M. DiMichele, U.-H. Dolling, A. W. Douglas and E. J. J. Grabowski, *J. Am. Chem. Soc.*, 1988, **110**, 3318–3319; (c) H.-D. Becker, *J. Org. Chem.*, 1965, **30**, 989–994.
- (a) M. Bandini, A. Melloni, S. Tommasi and A. Umani-Ronchi, *Synlett*, 2005, 1199; (b) J. C. Badenock and G. W. Gribble, *Adv. Heterocycl. Chem.*, 2016, **120**, 99–136, and references cited therein.
- For determination of the relative stereochemistry, see: (a) J. Delbos-Krampe, N. Risch and U. Florke, *Z. Naturforsch., B: J. Chem. Sci.*, 2004, **59**, 414–423; (b) M. Feroci, J. Lessard, M. Orsini and A. Inesi, *Tetrahedron Lett.*, 2005, **46**, 8517–8519.

