

CORRECTION

[View Article Online](#)
[View Journal](#) | [View Issue](#)

Cite this: *Energy Environ. Sci.*, 2023, 16, 6170

Correction: From the Birkeland–Eyde process towards energy-efficient plasma-based NO_x synthesis: a techno-economic analysis

Kevin H. R. Rouwenhorst,^{*a} Fatme Jardali,^{*b} Annemie Bogaerts^{*b} and Leon Lefferts^{*a}

DOI: 10.1039/d3ee90066e

rsc.li/ees

Correction for 'From the Birkeland–Eyde process towards energy-efficient plasma-based NO_x synthesis: a techno-economic analysis' by Kevin H. R. Rouwenhorst *et al.*, *Energy Environ. Sci.*, 2021, **14**, 2520–2534, <https://doi.org/10.1039/D0EE03763J>.

There was an error in the conversion factor between ammonia (NH₃) and nitric acid (HNO₃), causing the cost of direct plasma-based NO_x synthesis to be overestimated by a factor of 13.7. The cost per ton of nitric acid was multiplied by 63.01 g per mol-HNO₃ and divided by 17.031 g per mol-NH₃, whereas the cost per ton of nitric acid should have been divided by 63.01 g per mol-HNO₃ and divided by 17.031 g per mol-NH₃. The subsections 'Effect of energy consumption', 'Effect of electricity cost & process capacity', and 'Effect of process capacity' in the section 'Comparison of direct plasma-based NO_x synthesis and the Haber–Bosch process combined with the Ostwald process' have been rewritten, and Fig. 8–10 have been amended to accommodate the corrections. The overall conclusions of the work have been rewritten as well, as the corrected analysis shows that plasma-based NO_x synthesis is more much competitive with the Haber–Bosch process combined with the Ostwald process than in our original analysis. References cited herein are as provided in the original article except where new references are indicated.

We are grateful for remarks from Dr B. Heinz (Yara) and Dr Broekhuis (Sabic), making us aware of the mistake.

Comparison of direct plasma-based NO_x synthesis and the Haber–Bosch process combined with the Ostwald process

Effect of energy consumption

The energy consumption is another important descriptor for the operational cost of a process (see Fig. 8). The cases presented in Fig. 7 are also shown in Fig. 8a. It is clear that the energy consumption has a major impact on the total cost of HNO₃ production, and a minor increase in the capital expenditure has little effect on the overall economics on the process. Thus, it is reasonable to focus on the energy consumption of the process.

The effect of the energy consumption on the nitric acid cost in the plasma-based NO_x synthesis process is shown by the solid and dotted lines in Fig. 8b, from which it follows that the plasma-based NO_x synthesis process becomes competitive with the electrolysis-based Haber–Bosch process combined with the Ostwald process at an energy consumption of 1.0–1.5 MJ mol^{−1}, depending on the cost of the plasma reactor. Note that a significantly higher energy consumption is acceptable compared to the number (0.7 MJ mol^{−1}) in the paper as published. As listed in Table 1 in the paper as published, this is theoretically attainable for thermal plasmas, which have a minimum energy consumption of 0.72 MJ mol^{−1}. Warm plasmas and non-thermal plasmas may attain an energy consumption even below 0.7 MJ mol^{−1} (see Table 1).

^a Catalytic Processes & Materials, MESA+ Institute for Nanotechnology, University of Twente, P.O. Box 217, 7500 AE Enschede, The Netherlands. E-mail: k.h.r.rouwenhorst@utwente.nl, l.lefferts@utwente.nl

^b Research Group PLASMANT, Department of Chemistry, University of Antwerp, Universiteitsplein 1, B-2610 Wilrijk-Antwerp, Belgium. E-mail: fatme.jardali@uantwerpen.be, annemie.bogaerts@uantwerpen.be



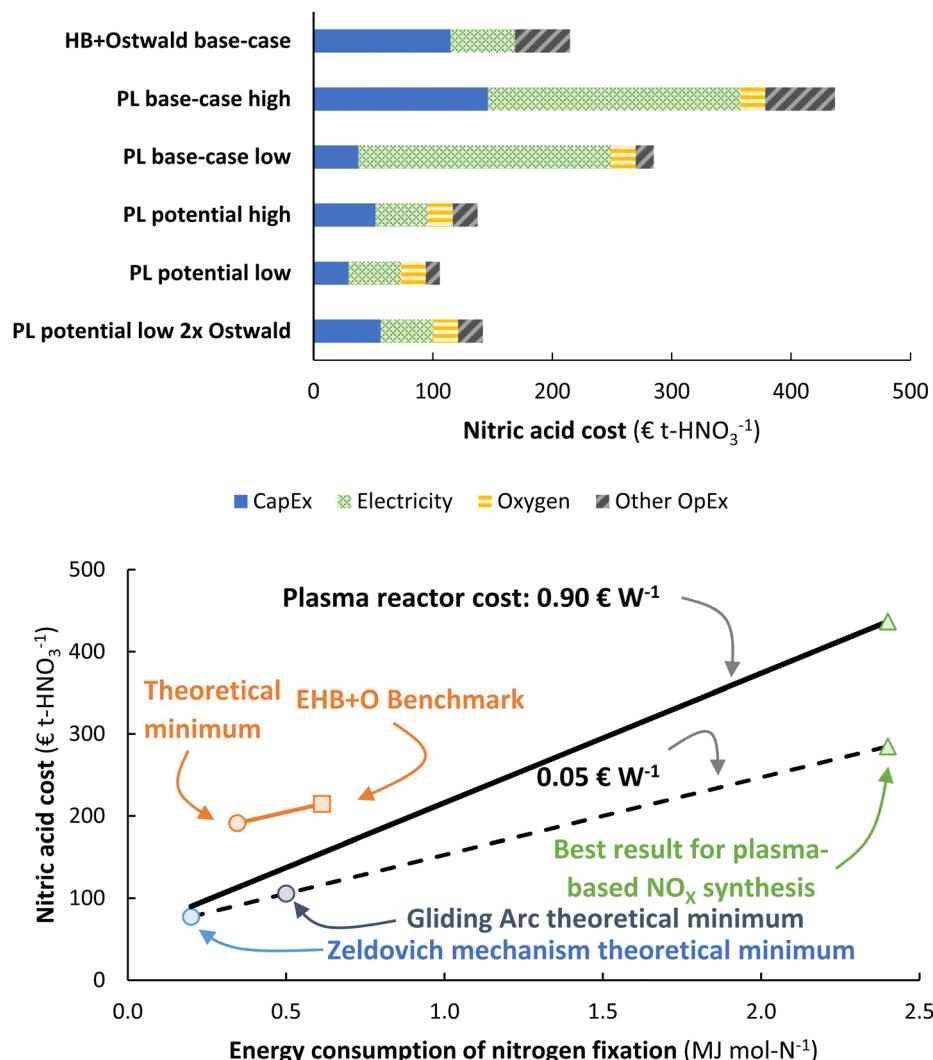


Fig. 8 (a) Cost breakdown of the total cost of nitric acid production, for the cases considered in Fig. 7. The 'high' case and 'low' case refer to a plasma generator cost of 0.90 € W⁻¹ and 0.05 € W⁻¹, respectively. Process capacity 100 t-HNO₃ day⁻¹, electricity cost 20 € MW h⁻¹. Oxygen is added to account for the lower oxygen content in air, as compared to the nitrogen content in air. At the process scale of 100 t-HNO₃ day⁻¹, about 1300 m³-O₂ h⁻¹ is required, which costs about 14–28 € t-HNO₃⁻¹.¹⁰⁶ The operational costs apart from the electricity cost is assumed to be 2% of the CapEx. (b) Effect of the energy consumption of the plasma-based NO_x synthesis process on the total cost of nitric acid production. The solid and dotted line represent the plasma process with a plasma reactor cost of 0.90 € W⁻¹ and 0.05 € W⁻¹, respectively. The orange square represents the total cost of nitric acid for a reference electrolysis-based Haber–Bosch process combined with an Ostwald process. Process capacity 100 t-HNO₃ day⁻¹, electricity cost 20 € MW h⁻¹.

Effect of electricity cost & process capacity

The current market value of HNO₃ is about 250–350 € t-HNO₃⁻¹, while the predicted cost of HNO₃ production for the EHB + O base-case and the PL potential low cases is as low as 215 € t-HNO₃⁻¹ and 106 € t-HNO₃⁻¹ for an electricity cost of 20 € MW h⁻¹, instead of 890 € t-HNO₃⁻¹ and 655 € t-HNO₃⁻¹ in the paper as published. This indicates that the electrolysis-based Haber–Bosch process combined with the Ostwald process and the plasma-based NO_x process have the potential to be competitive with current market prices from the fossil-based Haber–Bosch process combined with the Ostwald process. The PL base-case has a cost in the range of 285–437 € t-HNO₃⁻¹, implying an improvement in energy efficiency is still required.

The cost of nitric acid production as a function of the electricity cost is shown in Fig. 9. Even at relatively high electricity costs up to 50 € MW h⁻¹, the plasma-based NO_x process can potentially become competitive with market prices. However, electricity prices must be below 10–20 € MW h⁻¹ to be competitive with the market value of HNO₃ considering the relatively high energy consumption in the best results obtained so far for plasma-based NO_x production. The lowest solar auction prices in recent years are in the range of 15–20 € MW h⁻¹ and are expected to decrease further, implying that the electricity-driven processes will become increasingly competitive with current fossil-based HNO₃ production in the upcoming decades. The lowest potential nitric acid cost



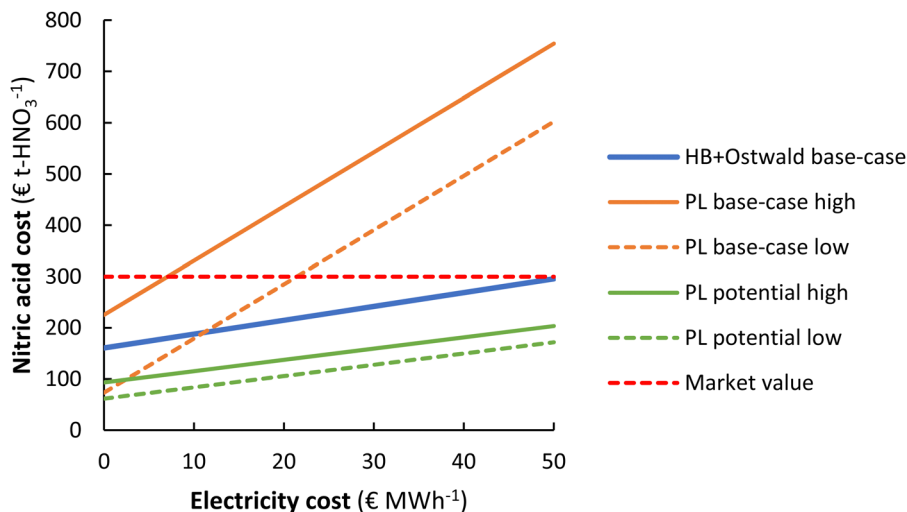


Fig. 9 Effect of the electricity cost on the cost of nitric acid production. Process capacity $100 \text{ t-HNO}_3 \text{ day}^{-1}$. The same cases are considered as in Fig. 7.

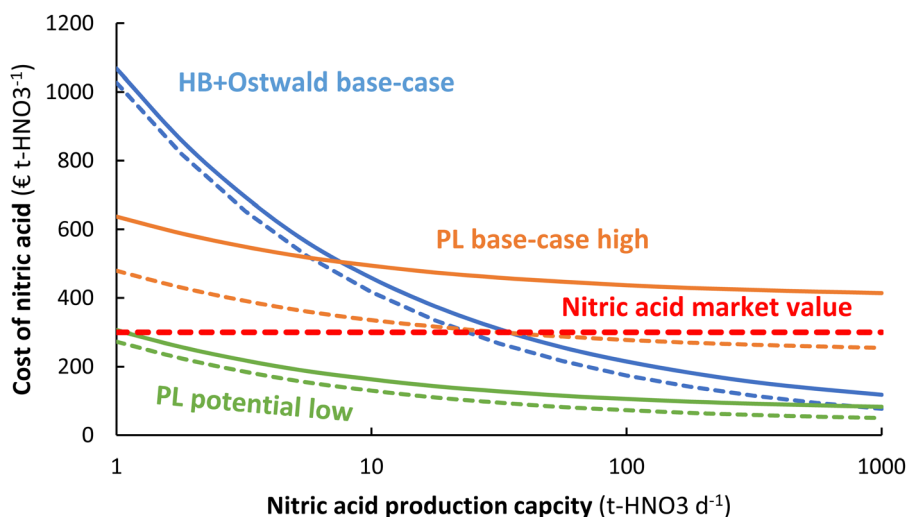


Fig. 10 Effect of nitric acid production capacity on the cost of nitric acid for the electrolysis-based Haber–Bosch process combined with the Ostwald process, as well as for the plasma-based NO_x synthesis process. The full and dotted lines represent an electricity cost of 20 € MW h^{-1} and 5 € MW h^{-1} , respectively. The high-pressure Haber–Bosch process becomes less energy-efficient upon scale-down below $10 \text{ t-HNO}_3 \text{ day}^{-1}$.^{14,110} The HB + Ostwald base-case, PL base-case, and PL potential case are the same as in Fig. 8.

via the plasma-based NO_x process is lower than for the electrolysis-based Haber–Bosch process combined with the Ostwald process (see Fig. 9).

It should be noted as discussed in the paper as published, however, that the cost of HNO_3 depends on the geographic location. While the market value is as low as $250\text{--}350 \text{ € t-HNO}_3^{-1}$ in some locations where the cost of transportation is minimal, the cost at remote locations (e.g., the interior of sub-Saharan Africa) can be multiple times that of the production cost^{108,109} so that electricity driven processes may become favorable at higher electricity cost.

Effect of process capacity

As shown in Fig. 10, the plasma-based NO_x synthesis process has the benefit over the Haber–Bosch process combined with the Ostwald process that the capital expenditure for ammonia synthesis is not required. This means there is potential for decentralized HNO_3 synthesis, instead of importing HNO_3 to remote locations.¹⁰⁹ While the Haber–Bosch process suffers from a high CapEx upon scale-down to capacities below $50 \text{ t-HNO}_3 \text{ day}^{-1}$, the plasma-based NO_x synthesis process may be scaled down more effectively (see Fig. 10). Hence, plasma-based NO_x synthesis may be used for decentralized nitrogen fixation. It should be



noted, however, that scale-down below $1 \text{ t-HNO}_3 \text{ day}^{-1}$ also becomes less economical for the plasma-based NO_x synthesis process, due to increasing costs for oxygen purification and the nitric acid absorption column upon scale-down.¹ Note that this last argument was not discussed in the paper as published.

Conclusions

We have evaluated the state-of-the-art for plasma-based NO_x synthesis. From a techno-economic analysis, it follows that plasma-based NO_x synthesis is potentially viable for electricity-based HNO_3 production. Compared to the electrolysis-based Haber–Bosch process combined with the Ostwald process, the plasma-based NO_x synthesis process benefits from a lower capital expenditure. The current energy cost of $\geq 2.4 \text{ MJ mol N}^{-1}$ ⁹¹ in the paper as published is however still too high to be competitive with the electrolysis-based Haber–Bosch process combined with the Ostwald process, which consumes about $0.6 \text{ MJ mol N}^{-1}$.¹⁵ In the meantime, new papers have been published for plasma-based NO_x synthesis, reporting lower energy consumptions. Kelly *et al.* (new ref. 1 below) report an energy consumption of 2 MJ mol N^{-1} at 3.8% NO_x outlet concentration in an atmospheric pressure MW (microwave) plasma. Tsonev *et al.* (new ref. 2 below) report an energy consumption of $1.8 \text{ MJ mol N}^{-1}$ for a RGA (rotating gliding arc) operating at a pressure of 3 barg at nearly 5% NO_x outlet concentration. Plasma-based NO_x synthesis will become a highly competitive alternative to the Haber–Bosch process combined with the Ostwald process, if the energy consumption can be decreased to $1.0\text{--}1.5 \text{ MJ mol}^{-1}$ via smart reactor design, tuning the chemistry and vibrational kinetics, avoiding back-reactions, or combination with catalysts. Note that this value was $0.7 \text{ MJ mol N}^{-1}$ in the paper as published. Thus, plasma technology may become an effective turnkey technology compatible with intermittent electricity.¹¹³

The Royal Society of Chemistry apologises for these errors and any consequent inconvenience to authors and readers.

References

- 1 S. Kelly and A. Bogaerts, Nitrogen fixation in an electrode-free microwave plasma, *Joule*, 2021, 5(11), 3006–3030, DOI: [10.1016/j.joule.2021.09.009](https://doi.org/10.1016/j.joule.2021.09.009).
- 2 I. Tsonev, C. O'Modhrain, A. Bogaerts and Y. Gorbaney, Nitrogen Fixation by an Arc Plasma at Elevated Pressure to Increase the Energy Efficiency and Production Rate of NO_x , *ACS Sustainable Chem. Eng.*, 2023, 11(5), 1888–1897, DOI: [10.1021/acssuschemeng.2c06357](https://doi.org/10.1021/acssuschemeng.2c06357).

