


Cite this: *RSC Adv.*, 2023, 13, 9242

Received 15th January 2023
Accepted 13th March 2023

DOI: 10.1039/d3ra00294b

rsc.li/rsc-advances

Ph₃P-mediated decarboxylative ring-opening of maleic anhydride by thiolic compounds: formation of two carbon–sulfur bonds†

N. Nowrouzi, * M. Abbasi  and Z. Zellifard

In this study, a simple and efficient method for the formation of carbon–sulfur bonds is described. In this process, ring opening of maleic anhydride by thiols or disulfides and triphenylphosphine led to the formation of sulfide products *via* formation of two carbon–sulfur bonds.

1 Introduction

Tertiary phosphines are widely used in organic synthesis due to their nucleophilic and reducing properties. They are also widely used as ligands in organometallic reactions or as catalysts in organic reactions.¹ Reactions in which the tertiary phosphine acts as the catalyst are usually initiated by the nucleophilic addition of phosphine to activated carbon–carbon multiple bonds to form β -phosphonium α -carbanion species.² For the first time, Horner isolated such zwitterionic species from the reaction of triethyl- and triphenylphosphine with ethyl-enemalonitrile.² In 1968, Morita used a phosphonium-carbanion adduct to form α -hydroxymethyl acrylates.³ In 1972, Baylis and Hillman reported their Morita reaction catalyzed by an amine.⁴ In the same direction, Rauhut and Currier reported the first tributylphosphine-catalyzed dimerization of acrylates for the synthesis of α -methylene succinates.⁵ Contemporarily, Winterfeldt⁶ demonstrated the synthesis of butenolides from dimethyl acetylenedicarboxylate (DMAD) using a phosphine catalyst. Since then, nucleophilic phosphine catalysis has emerged as a powerful strategy for constructing important and useful structures and today, provides a reliable tool for the preparation of synthetic intermediates and products in all fields of organic chemistry, including pharmaceutical agents, natural products, ligands, and materials.^{7,8}

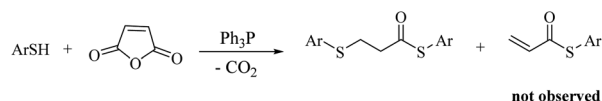
Organic sulfurs are valuable intermediates for the synthesis of biologically active compounds and also in industry.⁹ For example, sulfur compounds are widely used in the manufacture of detergents, bleach, palms and dyes, wares as well as in the textile industry.¹⁰ Therefore, the formation of carbon–sulfur bond is very important and many efforts have been made in this field.¹¹

2 Results and discussion

In view of the above remarks and in continuation of our work in this area,¹² we decided to provide a simple and efficient method for the synthesis of sulfur compounds using thiols as the most available source of sulfur along with maleic anhydride, in the presence of catalytic amounts of triphenylphosphine.

At first, we chose a model reaction: addition of thiophenol (1.0 mmol) to maleic anhydride (1.0 mmol) in the presence of triphenylphosphine (0.1 mmol) in toluene under reflux conditions. Monitoring the progress of the reaction by thin-layer chromatography after 24 h, indicated formation of a product, but part of the maleic anhydride remained intact in the reaction medium. Spectroscopic identification of the product confirmed two molecules of thiol reacted with one of the maleic anhydride molecules, forming *S*-phenyl-3-(phenylthio)propanethioate as sole product (40%) (Scheme 1).

Then, attempts to improve the reaction yield by changing the ratio of reactants, solvent, temperature and amount of catalyst were made. The results of these studies are summarized in Table 1. Decreasing the amount of maleic anhydride up to 0.8 mmol did not alter the reaction yield, however further reduction, decreased the yield (Table 1, entries 2–4). Increasing the amount of triphenylphosphine produced satisfactory results (Table 1, entries 5–8). A significant increase of product yield was detected by increasing the catalyst up to 0.5 mmol (Table 1, entry 7). An increase beyond 0.5 mmol did not cause a noticeable change (Table 1, entry 8). Another control experiment confirmed that the reaction does not occur in the absence of triphenylphosphine (Table 1, entry 9). Inspired by the Baylis–



Scheme 1 Carbon–sulfur bond formation catalyzed by triphenylphosphine.

Department of Chemistry, Faculty of Nano and Bio Science and Technology, Persian Gulf University, Bushehr, 75169, Iran. E-mail: nowrouzi@pgu.ac.ir; Fax: +98-77-33441494; Tel: +98-77-31222341

† Electronic supplementary information (ESI) available. See DOI: <https://doi.org/10.1039/d3ra00294b>



Table 1 Optimization of reaction conditions

| Entry | Catalyst (mmol) | Solvent/temperature (°C) | Maleic anhydride | Yield ^{a,b} (%) |
|-------|--------------------------|-----------------------------|------------------|--------------------------|
| 1 | Ph ₃ P (0.1) | Toluene (reflux) | 1.0 | 40 |
| 2 | Ph ₃ P (0.1) | Toluene (reflux) | 0.8 | 38 |
| 3 | Ph ₃ P (0.1) | Toluene (reflux) | 0.7 | 30 |
| 4 | Ph ₃ P (0.1) | Toluene (reflux) | 0.6 | 24 |
| 5 | Ph ₃ P (0.2) | Toluene (reflux) | 0.8 | 55 |
| 6 | Ph ₃ P (0.4) | Toluene (reflux) | 0.8 | 73 |
| 7 | Ph ₃ P (0.5) | Toluene (reflux) | 0.8 | 88 |
| 8 | Ph ₃ P (0.6) | Toluene (reflux) | 0.8 | 90 |
| 9 | — | Toluene (reflux) | 0.8 | — |
| 10 | Dabco (0.5) | Toluene (reflux) | 0.8 | — |
| 11 | Bu ₃ N (0.5) | Toluene (reflux) | 0.8 | — |
| 12 | Ph ₃ PO (0.5) | Toluene (reflux) | 0.8 | — |
| 13 | Ph ₃ P (0.5) | CH ₃ CN (reflux) | 0.8 | 86 |
| 14 | Ph ₃ P (0.5) | H ₂ O (100) | 0.8 | — |
| 15 | Ph ₃ P (0.5) | PEG-200 (120) | 0.8 | 20 |
| 16 | Ph ₃ P (0.5) | DMF (120) | 0.8 | 15 |
| 17 | Ph ₃ P (0.5) | CH ₃ CN (40) | 0.8 | 54 |
| 18 | Ph ₃ P (0.5) | CH ₃ CN (r. t.) | 0.8 | Trace |

^a Isolated yield. ^b In all entries the reaction time is 24 hours.

Hillman reaction, we decided to use tertiary amines instead of triphenylphosphine and check the results. For this purpose, 0.5 mmol of Dabco or Bu₃N were used instead of triphenylphosphine, neither of which had better or similar results (Table 1, entries 10 and 11). Since triphenylphosphine is easily converted to the corresponding oxide, in another attempt, triphenylphosphine oxide was prepared separately and used as a catalyst, in which case no product was formed (Table 1, entry 12). Thus triphenylphosphine, not its oxide, plays a catalytic role in these reactions. After determining the type and amount of catalyst, we further screened the reaction with various protic and aprotic solvents such as CH₃CN, H₂O, polyethylene glycol (PEG-200) and DMF (Table 1, entries 13–16). Among the solvents used, CH₃CN showed similar results with toluene and in other solvents, the results were not satisfactory. So, CH₃CN was used as the solvent in subsequent experiments. Finally, the reaction temperature was optimized. Decreasing the temperature, resulted the product in lower yield (Table 1, entries 17 and 18), therefore refluxing acetonitrile was found to be the optimal reaction conditions.


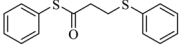

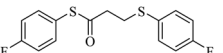

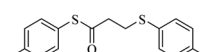

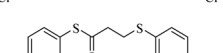



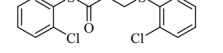

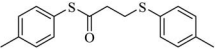

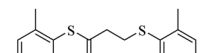


The obtained optimum conditions for the reaction are as follows: thiol (1.0 mmol), maleic anhydride (0.8 mmol) in the presence of 0.5 mmol of triphenylphosphine in acetonitrile at reflux conditions.

After obtaining the optimal conditions, to develop the catalyst performance, different thiols possessing either electron-donating or electron-withdrawing substituents were examined with maleic anhydride in the presence of catalytic amount of triphenylphosphine, which afforded high yields of the corresponding sulfur products. The results are presented in Table 2.

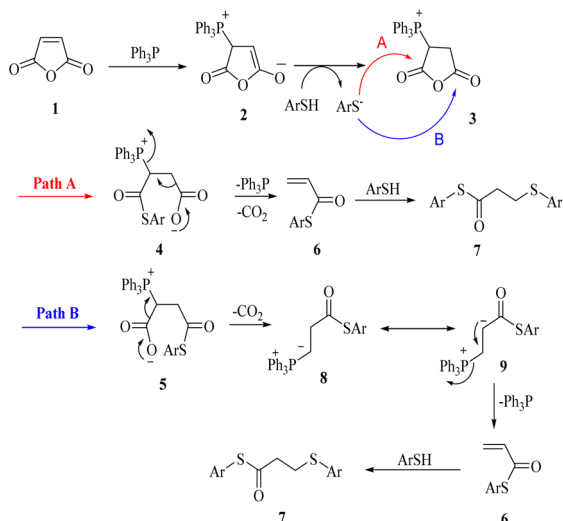
It would appear that the reaction is sensitive to steric effects to some extent, as 2,6-dichlorobenzenethiol and 2-methylbenzenethiol afforded the corresponding products in moderate yields, even in longer reaction time. Although aromatic thiols readily reacted with maleic anhydride in the present catalytic

system and related products were produced, aliphatic thiol such as benzyl mercaptan did not produce any products. In another attempt, thiobenzoic acid replaced thiol. In this case, also, no

Table 2 Synthesis of *S*-aryl-3-(arylthio)propanethioate from maleic anhydride and thiols catalyzed by triphenylphosphine^a

| Entry | ArSH | Product | Time (h) | Yield ^b (%) |
|-------|---|---|----------|------------------------|
| 1 |  |  | 24 | 86 |
| 2 |  |  | 18 | 82 |
| 3 |  |  | 18 | 85 |
| 4 |  |  | 18 | 80 |
| 5 |  |  | 48 | 71 |
| 6 |  |  | 24 | 89 |
| 7 |  |  | 48 | 75 |
| 8 |  |  | 20 | 90 |
| 9 |  | — | 48 | — |
| 10 |  | — | 48 | — |

^a Reaction conditions: thiol (1.0 mmol), maleic anhydride (0.8 mmol), triphenylphosphine (0.5 mmol) in acetonitrile at reflux. ^b Isolated yields.



Scheme 2 Carbon–sulfur bonds formation catalyzed by triphenylphosphine.

product was formed even after 48 hours. Increasing the amount of catalyst, adding base to the reaction medium, and performing the reaction in refluxing toluene did not help the reaction.

Two possible mechanisms for obtaining sulfide products are shown in Scheme 2. Phosphonium salt **2** is initially produced by the addition of triphenylphosphine to maleic anhydride **1**. Protonation of **2** would lead to the phosphonium salt **3**, which could undergo ring-opening by thiolate to provide phosphonium carboxylates **4** or **5** via path A or path B. Decomposition of these carboxylates with the release of phosphine catalyst and carbon dioxide, produces acrylic thioester **6**. Finally, the Michael addition of the second molecule of thiol on **6** produced the desired sulfide product **7**.

After successfully ring-opening of malic anhydride with the help of thiols, we decided to use disulfide as a source of sulfur. In this case, by increasing the amount of triphenylphosphine in the reaction medium, thiolate anion can be created from disulfide to react with maleic anhydride. For this purpose, diphenyl disulfide was prepared separately (1.0 mmol) and reacted with maleic anhydride (0.8 mmol) in the presence of different amounts of triphenylphosphine under acetonitrile reflux conditions. The obtained results showed that the best amount of triphenylphosphine for this reaction was 3.3 mmol. Lower amounts decreased the yield and higher amounts did not further boost the yield above 90%. With these results, different aryl disulfides were synthesized and reacted with maleic anhydride according to Table 3 to form sulfide products.

The results show that different diaryl disulfides, like thiols, can be easily converted to the corresponding products in reaction with maleic anhydride. As expected, the use of dialkyl disulfides in this direction did not lead to product formation (Table 3, entry 9).

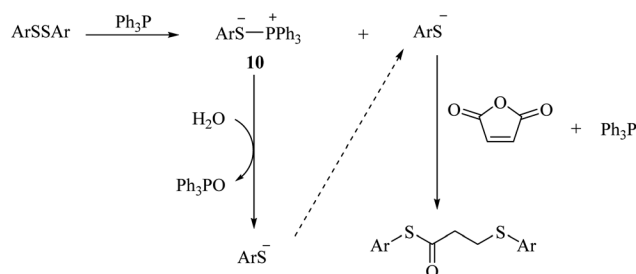
Diaryl disulfide is converted to thiolate anion and phosphonium salts **10** in the presence of triphenylphosphine. The thiolate anion reacts with maleic anhydride according to the mechanism shown in Scheme 2 to produce the corresponding

Table 3 Synthesis of *S*-aryl-3-(arylthio)propanethioate from maleic anhydride and thiols catalyzed by triphenylphosphine^a

| Entry | ArSSAr | Product | Time (h) | Yield ^b (%) |
|-------|--------|---------|----------|------------------------|
| 1 | | | 24 | 90 |
| 2 | | | 24 | 86 |
| 3 | | | 24 | 84 |
| 4 | | | 24 | 79 |
| 5 | | | 48 | 65 |
| 6 | | | 24 | 91 |
| 7 | | | 48 | 70 |
| 8 | | | 24 | 89 |
| 9 | | — | 48 | — |

^a Reaction conditions: disulfide (1.0 mmol), maleic anhydride (0.8 mmol), triphenylphosphine (3.3 mmol) in acetonitrile at reflux.

^b Isolated yields.



Scheme 3 Proposed mechanism for the reaction of disulfide with maleic anhydride.

sulfur products. Phosphonium salt, on the other hand, reacts with a molecule of water to produce triphenylphosphine oxide together with the thiolate anion, which reacts again with maleic anhydride to form the product (Scheme 3).

3 Experimental

Chemicals were purchased from Merck and Aldrich chemical companies. The products were characterized by comparison of their spectral and physical data with those reported in the literature. For the recorded ¹H NMR spectra we used Bruker (300 and 400 MHz) Avance Ultrashield in pure deuterated



CDCl_3 solvents with tetramethylsilane (TMS) as internal standards. The reaction monitoring was accomplished by TLC on silica gel PolyGram SILG/UV254 plates. Column chromatography was carried out on columns of silica gel 60 (70–230 mesh).

3.1 General procedure for the synthesis of *S*-aryl-3-(arylthio)propanethioate from maleic anhydride and thiols

Thiol (1.0 mmol), maleic anhydride (0.8 mmol), and triphenylphosphine (0.5 mmol) were added to a flask containing 1 mL of acetonitrile. The mixture was heated in an oil bath at reflux with stirring and the reaction was followed by TLC analysis. After completion of the reaction, the solution was let to cool down to room temperature. The solvent was removed and the crude product was purified by chromatography over silica gel using *n*-hexane/ethyl acetate (10 : 1) as eluent to afford the pure product (Table 2).

3.2 General procedure for the synthesis of *S*-aryl-3-(arylthio)propanethioate from maleic anhydride and disulfides

To a mixture of disulfide (1.0 mmol) and maleic anhydride (0.8 mmol) in acetonitrile (1 mL), triphenylphosphine (3.3 mmol) was added and refluxed. After completion of the reaction (monitored by TLC), the mixture was cooled to room temperature. Then, the crude product was purified by silica gel column chromatography employing *n*-hexane/ethyl acetate (10 : 1) as the eluent to afford the pure product (Table 3).

3.3 Spectral data

3.3.1 *S*-Phenyl-3-(phenylthio)propanethioate. Yellow oil, 0.236 g, 86% yield. $^1\text{H-NMR}$ (400 MHz, CDCl_3), $\delta(\text{ppm})$: 7.44–7.42 (m, 7H, Ar), 7.36 (t, $J = 7.2$ Hz, 2H, Ar), 7.27 (t, $J = 7.2$ Hz, 1H, Ar), 3.27 (t, $J = 7.6$ Hz, 2H, CH_2), 2.99 (t, $J = 7.6$ Hz, 2H, CH_2). $^{13}\text{C-NMR}$ (100 MHz, CDCl_3), $\delta(\text{ppm})$: 195.7, 134.9, 134.5, 130.2, 129.6, 129.2, 129.1, 127.2, 126.7, 43.2, 29.2. Anal. calcd for $\text{C}_{15}\text{H}_{14}\text{OS}_2$: C, 65.66; H, 5.14; S, 23.37. Found: C, 65.79; H, 5.21; S, 23.25 (Table 2, entry 1).¹³

3.3.2 *S*-(4-Fluorophenyl)-3-((4-fluorophenyl)thio)propanethioate. Yellow oil, 0.254 g, 82% yield. $^1\text{H-NMR}$ (300 MHz, CDCl_3), $\delta(\text{ppm})$: 7.47–7.37 (m, 4H, Ar), 7.17–7.03 (m, 4H, Ar), 3.20 (dt, $J_1 = 6$, $J_2 = 2.1$ Hz, 2H, CH_2), 2.94 (dt, $J_1 = 7.3$, $J_2 = 1.8$ Hz, 2H, CH_2). $^{13}\text{C-NMR}$ (75 MHz, CDCl_3), $\delta(\text{ppm})$: 195.5, 164.6 (d, $J = 98.7$ Hz), 161.3 (d, $J = 95.8$ Hz), 136.5 (d, $J = 8.5$ Hz), 133.5 (d, $J = 8.1$ Hz), 129.7, 122.5, 116.6 (d, $J = 19.4$ Hz), 116.3 (d, $J = 19.3$ Hz), 40.9, 29.6. Anal. calcd for $\text{C}_{15}\text{H}_{12}\text{F}_2\text{OS}_2$: C, 58.05; H, 3.90; S, 20.66. Found: C, 58.14; H, 3.80; S, 20.77 (Table 2, entry 2).¹³

3.3.3 *S*-(4-Chlorophenyl)-3-((4-chlorophenyl)thio)propanethioate. Colorless oil, 0.291 g, 85% yield. $^1\text{H-NMR}$ (400 MHz, CDCl_3), $\delta(\text{ppm})$: 7.56–7.54 (m, 2H, Ar), 7.50–7.41 (m, 6H, Ar), 3.34 (t, $J = 4.8$, 2H, CH_2), 3.03 (t, $J = 4.8$, 2H, CH_2). $^{13}\text{C-NMR}$ (100 MHz, CDCl_3), $\delta(\text{ppm})$: 195.9, 135.1, 134.3, 134.2, 132.7, 131.7, 130.1, 129.5, 129.1, 40.3, 30.2. Anal. calcd for $\text{C}_{15}\text{H}_{12}\text{Cl}_2\text{OS}_2$: C, 52.48; H, 3.52; S, 18.68. Found: C, 52.51; H, 3.43; S, 18.55 (Table 2, entry 3).¹³

3.3.4 *S*-(4-Bromophenyl)-3-((4-bromophenyl)thio)propanethioate. White solid, 0.346 g, 80% yield. $^1\text{H-NMR}$ (400 MHz,

CDCl_3), $\delta(\text{ppm})$: 7.57 (d, $J = 8.4$ Hz, 2H, Ar), 7.47 (d, $J = 8.4$ Hz, 2H, Ar), 7.27 (dd, $J_1 = 8.4$, $J_2 = 2.8$ Hz, 4H, Ar), 3.23 (t, $J = 7.2$ Hz, 2H, CH_2), 2.97 (t, $J = 7.2$ Hz, 2H, CH_2). $^{13}\text{C-NMR}$ (100 MHz, CDCl_3), $\delta(\text{ppm})$: 194.8, 135.9, 134.1, 132.5, 131.8, 129.4, 126.2, 124.3, 120.8, 43.1, 29.2. Anal. calcd for $\text{C}_{15}\text{H}_{12}\text{Br}_2\text{OS}_2$: C, 41.69; H, 2.80; S, 14.84. Found: C, 41.56; H, 2.91; S, 14.80 (Table 2, entry 4).¹³

3.3.5 *S*-(2,6-Dichlorophenyl)-3-((2,6-dichlorophenyl)thio)propanethioate. White solid, 0.292 g, 71% yield. $^1\text{H-NMR}$ (400 MHz, CDCl_3), $\delta(\text{ppm})$: 7.47–7.43 (m, 4H, Ar), 7.35–7.23 (m, 2H, Ar), 3.27 (t, $J = 8.0$ Hz, 2H, CH_2), 3.00 (t, $J = 7.8$ Hz, 2H, CH_2). $^{13}\text{C-NMR}$ (100 MHz, CDCl_3), $\delta(\text{ppm})$: 191.8, 141.7, 140.9, 131.7, 131.6, 130.4, 128.8, 128.7, 126.9, 43.7, 30.0. Anal. calcd for $\text{C}_{15}\text{H}_{10}\text{Cl}_4\text{OS}_2$: C, 43.71; H, 2.45; S, 15.56. Found: C, 43.62; H, 2.55; S, 15.44 (Table 2, entry 5).

3.3.6 *S*-(*p*-Tolyl)-3-((*p*-tolylthio)propanethioate. Yellow oil, 0.269 g, 89% yield. $^1\text{H-NMR}$ (400 MHz, CDCl_3), $\delta(\text{ppm})$: 7.39–7.37 (m, 2H, Ar), 7.28–7.26 (m, 2H, Ar), 7.23–7.20 (m, 2H, Ar), 7.11–7.09 (m, 2H, Ar), 3.24 (t, $J = 4.8$ Hz, 2H, CH_2), 2.98 (t, $J = 4.8$ Hz, 2H, CH_2), 2.35 (broad, 6H, CH_3). $^{13}\text{C-NMR}$ (100 MHz, CDCl_3), $\delta(\text{ppm})$: 196.2, 138.9, 136.2, 134.2, 133.5, 130.6, 130.4, 129.9, 129.8, 40.6, 30.6, 21.45, 21.44. Anal. calcd for $\text{C}_{17}\text{H}_{18}\text{OS}_2$: C, 67.51; H, 6.00; S, 21.20. Found: C, 67.44; H, 6.09; S, 21.33 (Table 2, entry 6).¹³

3.3.7 *S*-*o*-Tolyl-3-((*o*-tolylthio)propanethioate. Yellow oil, 0.226 g, 75% yield. $^1\text{H-NMR}$ (300 MHz, CDCl_3), $\delta(\text{ppm})$: 7.44–7.33 (m, 4H, Ar), 7.29–7.16 (m, 4H, Ar), 3.26 (t, $J = 7.6$ Hz, 2H, CH_2), 3.00 (t, $J = 7.6$ Hz, 2H, CH_2), 2.45 (s, 3H, CH_3), 2.39 (s, 3H, CH_3). $^{13}\text{C-NMR}$ (75 MHz, CDCl_3), $\delta(\text{ppm})$: 195.3, 142.0, 138.5, 135.9, 134.2, 130.8, 130.4, 130.2, 129.2, 126.8, 126.67, 126.61, 126.5, 43.0, 28.5, 20.8, 20.5. Anal. calcd for $\text{C}_{17}\text{H}_{18}\text{OS}_2$: C, 67.51; H, 6.00; S, 21.20. Found: C, 67.65; H, 6.01; S, 21.09 (Table 2, entry 7).

3.3.8 *S*-Naphthalen-2-yl-3-((naphthalen-2-ylthio)propanethioate. White solid, 0.336 g, 90% yield. $^1\text{H-NMR}$ (300 MHz, CDCl_3), $\delta(\text{ppm})$: 7.93 (t, $J = 1.0$ Hz, 1H, Ar), 7.90–7.80 (m, 7H, Ar), 7.58–7.48 (m, 5H, Ar), 7.44 (dd, $J_1 = 8.5$, $J_2 = 1.8$ Hz, 1H, Ar), 3.39 (t, $J = 7.6$ Hz, 2H, CH_2), 3.08 (t, $J = 7.6$ Hz, 2H, CH_2). $^{13}\text{C-NMR}$ (75 MHz, CDCl_3), $\delta(\text{ppm})$: 196.0, 134.4, 133.7, 133.5, 133.4, 132.3, 132.1, 130.8, 128.8, 128.7, 128.4, 128.0, 127.9, 127.8, 127.7, 127.28, 127.26, 126.7, 126.6, 126.0, 124.5, 43.3, 29.1. Anal. calcd for $\text{C}_{23}\text{H}_{18}\text{OS}_2$: C, 73.76; H, 4.84; S, 17.12. Found: C, 73.88; H, 4.90; S, 17.01 (Table 2, entry 8).¹³

4 Conclusions

In this study, ring opening of maleic anhydride by thiols catalyzed by triphenylphosphine led to the formation of two carbon-sulfur bonds. The first carbon sulfide bond was formed by the nucleophilic attack of thiolate anion on maleic anhydride, and the second bond was formed by Michael addition on *in situ* generated acrylic thioester. Various aromatic thiols were used and the desired products were produced in good to excellent yields by a simple method and using a cheap catalyst. Then, disulfide was used as a source of sulfur instead of thiol. In this case, using a larger amount of triphenylphosphine and producing thiolate in the reaction medium, the desired sulfide



products were well formed by the presented mechanism. Aromatic disulfides with electron-donating and electron-withdrawing groups on the ring reacted well with maleic anhydride and the products were synthesized with acceptable yield.

Conflicts of interest

There are no conflicts to declare.

Acknowledgements

We thank the Persian Gulf University Research Council for support of this study.

Notes and references

- (a) M. T. Honaker, J. M. Hovland and R. N. Salvatore, *Curr. Org. Synth.*, 2007, **4**, 31–45; (b) J. L. Methot and W. R. Roush, *Adv. Synth. Catal.*, 2004, **346**, 1035–1050; (c) K. Xu, F. Yang, G. Zhang and Y. Wu, *Green Chem.*, 2013, **15**, 1055–1060; (d) D. S. Glueck, *Top. Organomet. Chem.*, 2010, **31**, 65–100; (e) C. S. Demmer, N. K. Larsen and L. Bunch, *Chem. Rev.*, 2011, **111**, 7981–8006; (f) Y.-N. Gao and M. Shi, *Chin. Chem. Lett.*, 2017, **28**, 493–502; (g) K. Liu, G. Wang, Z.-W. Zhang, Y.-Y. Shi and Z.-S. Ye, *Org. Lett.*, 2022, **24**(36), 6489–6493; (h) S. Makino, T. Horiuchi, T. Ishida, N. Sano, T. Yajima, H. Sogawa and F. Sanda, *Organometallics*, 2022, **41**, 1699–1709; (i) M. Liu, J. Liao, Y. Dong, W. Shi, Y. Hu, J. Xu, W. Wang, Y. Xu and H. Guo, *Adv. Synth. Catal.*, 2022, **364**, 2146–2151.
- L. Horner, W. Jurgeleit and K. Klupfel, *Liebigs Ann. Chem.*, 1955, **591**, 108–117.
- K. Morita, Z. Suzuki and H. Hirose, *Bull. Chem. Soc. Jpn.*, 1968, **41**, 2815–2816.
- A. B. Baylis and M. E. D. Hillman, *Chem. Abstr.*, 1972, **77**, 34174.
- M. M. Rauhut and H. Currier, *Chem. Abstr.*, 1963, **58**, 66109.
- E. Winterfeldt and H. J. Dillinger, *Chem. Ber.*, 1966, **99**, 1558–1568.
- H. Guo, Y. C. Fan, Z. Sun, Y. Wu and O. Kwon, *Chem. Rev.*, 2018, **118**, 10049–10293.
- C. Gomez, J.-F. Betzer, A. Voituriez and A. Marinetti, *ChemCatChem*, 2013, **5**, 1055–1065.
- (a) D. Brillon, *Sulfur Rep.*, 1992, **12**, 297–332; (b) K. Sidoryk, O. Michalak, M. Kubiszewski, A. Leś, M. Cybulski, E. U. Stolarczyk and J. Doubek, *Molecules*, 2020, **25**, 3470–3489; (c) P. M. Matos and R. A. Stockman, *Org. Biomol. Chem.*, 2020, **18**, 6429–6442; (d) P. Metzner and A. Thuillier, *Sulfur Reagents in Organic Synthesis*, Academic Press, San Diego, 1994; (e) R. J. Cremling, *An Introduction to Organosulfur Chemistry*, John Wiley & Sons, Chichester, 1996.
- V. K. Sharma, G. W. Luther and F. J. Millero, *Chemosphere*, 2011, **82**, 1083–1089.
- (a) T. Kondo and T. Mitsudo, *Chem. Rev.*, 2000, **100**, 3205–3220; (b) P. Chauhan, S. Mahajan and D. Enders, *Chem. Rev.*, 2014, **114**, 8807–8864; (c) F. Ke, Y. Qu, Z. Jiang, Z. Li, D. Wu and X. Zhou, *Org. Lett.*, 2011, **13**, 454–457; (d) A. Wimmer and B. König, *Beilstein J. Org. Chem.*, 2018, **14**, 54–83; (e) W. Liu and X. Zhao, *Synthesis*, 2013, **45**, 2051–2069; (f) V. J. Geiger, R. M. Oechsner, P. H. Gehrtz and I. Fleischer, *Synthesis*, 2022, **54**, 5139–5167; (g) J. Lv, Z. Jin, H. Wang and Y. R. Chi, *ACS Sustainable Chem. Eng.*, 2022, **10**, 13901–13916; (h) T. Cellnik and A. R. Healy, *J. Org. Chem.*, 2022, **87**, 6454–6458.
- (a) N. Nowrouzi, S. Keshtgar and E. Bahman Jahromi, *Tetrahedron Lett.*, 2016, **57**, 348–350; (b) N. Nowrouzi, M. Abbasi, E. Shaikhi Shahidzadeh and F. Amaleh, *New J. Chem.*, 2022, **46**, 10055–10061; (c) N. Nowrouzi, M. Abbasi and E. Shaikhi Shahidzadeh, *Appl. Organomet. Chem.*, 2022, e6941; (d) N. Zarinderakht, M. Abbasi and N. Nowrouzi, *Appl. Organomet. Chem.*, 2022, e6709; (e) N. Golzar, N. Nowrouzi, M. Abbasi and A. M. Mehranpour, *New J. Chem.*, 2017, **41**, 11921–11925.
- J.-X. Xu, Z.-P. Bao and X.-F. Wu, *Org. Lett.*, 2022, **24**, 1848–1852.

