

Cite this: *Chem. Sci.*, 2023, 14, 1775

All publication charges for this article have been paid for by the Royal Society of Chemistry

## Sulfur(IV) reagents for the SuFEx-based synthesis of substituted sulfamate esters†

Kathleen T. Downey,<sup>1</sup> Jia Yi Mo,<sup>1</sup> Joey Lai,<sup>1</sup> Brodie J. Thomson<sup>1</sup> and Glenn M. Sammis<sup>1\*</sup>

Sulfur(vi) fluoride exchange chemistry has been reported to be effective at synthesizing valuable sulfur(vi) functionalities through sequential nucleophilic additions, yet oxygen-based nucleophiles are limited in this approach to phenolic derivatives. Herein, we report a new sulfur(IV) fluoride exchange strategy to access synthetically challenging substituted sulfamate esters from alkyl alcohols and amines. We also report the development of a non-gaseous, sulfur(IV) fluoride exchange reagent, *N*-methylimidazolium sulfinyl fluoride hexafluorophosphate (MISF). By leveraging the reactivity of the sulfur(IV) center of this novel reagent, the sequential addition of alcohols and amines to MISF followed by oxidation afforded the desired substituted sulfamates in 40–83% yields after two steps. This new strategy expands the scope of SuFEx chemistry by increasing the accessibility of underdeveloped –S(O)F intermediates for future explorations.

Received 26th October 2022  
Accepted 19th January 2023

DOI: 10.1039/d2sc05945b

rsc.li/chemical-science

Sulfur fluoride exchange (SuFEx) reagents have powerful applications in pharmaceuticals, chemical biology, and materials science.<sup>1</sup> The most commonly utilized reagents are sulfur(vi) compounds, such as sulfonyl fluoride (SO<sub>2</sub>F<sub>2</sub>) and its derivatives, that can be used to efficiently synthesize a wide range of functionalities through sequential nucleophilic additions (Fig. 1a).<sup>2</sup> Sulfamate esters are targets of particular interest as they display potential as anticancer agents and as a new class of antibiotics,<sup>3</sup> as well as versatility as synthetic intermediates.<sup>4</sup> Oxygen-based nucleophiles are limited to phenolic derivatives with sulfur(vi) SuFEx reagents, restricting their use in sulfamate ester syntheses. The reaction of aliphatic alcohols with SO<sub>2</sub>F<sub>2</sub> leads to aliphatic fluorosulfate intermediates that are very unstable, and results in rapid substitution at the fluorosulfate alpha-position (Fig. 1b).<sup>5,6</sup> *O*-Alkyl sulfamate esters (ROSO<sub>2</sub>NH<sub>2</sub>) are readily synthesized with alternatives to SuFEx-based methods,<sup>7</sup> but the substituted analogues require harsh conditions, multiple steps, and long reaction times.<sup>8</sup> For example, sulfur(vi) chloride reagents have been utilized in the syntheses of sulfur(vi) moieties, yet are limited due to their inherent instability and prevalent side reactions.<sup>9,10</sup> A fast, mild, and SuFEx-based approach to the syntheses of substituted alkyl sulfur(vi) motifs is, therefore, desired.

The aforementioned limitations of sulfur(vi) SuFEx reactions may be overcome by utilizing a novel approach involving

sulfur(IV) fluoride reagents (Fig. 1d). The addition of an alkyl alcohol to a sulfur(IV) fluoride exchange reagent should readily form the corresponding fluorosulfite intermediate. In contrast to fluorosulfates, fluorosulfites **2** may be more reactive at the sulfur center than the alpha-position.<sup>11</sup> Therefore, the addition of a heteroatom nucleophile to the sulfur(IV) center of a fluorosulfite should be faster and more selective than the sulfur(vi) analogue. A subsequent oxidation of the sulfur(IV) center would then afford the desired sulfur(vi) motif. While the oxidation step

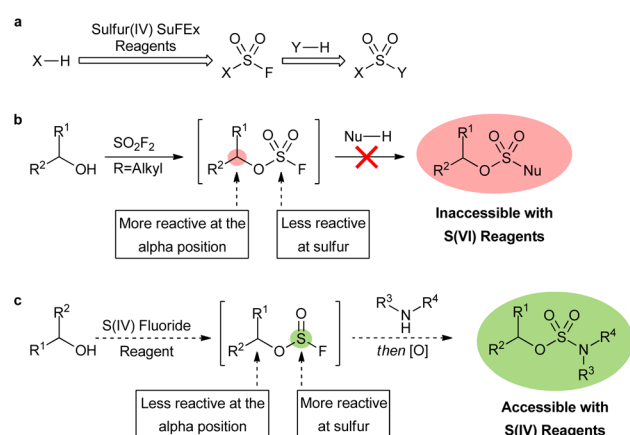
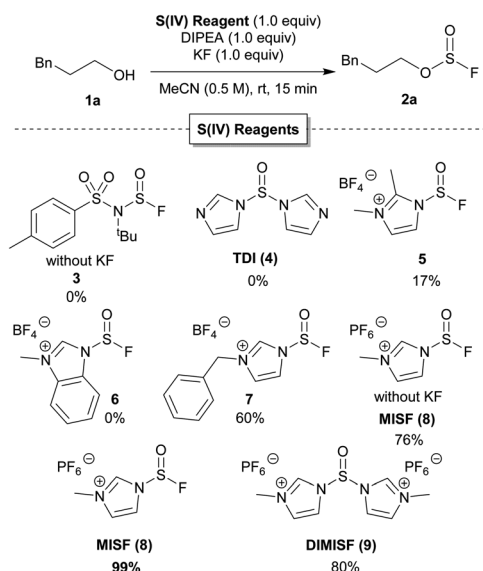


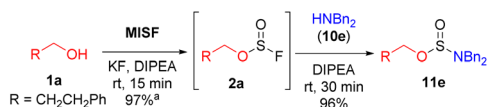
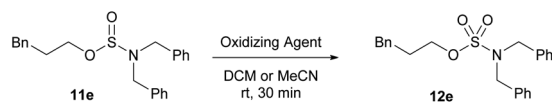
Fig. 1 SuFEx chemistry for the syntheses of S(vi) functionalities. (a) Reported sulfur(vi) SuFEx approach to linking nucleophiles. (b) Limitations of sulfur(vi) reagents in accessing fluorosulfate intermediates. (c) This work. Use of novel sulfur(IV) SuFEx reagent followed by oxidation to access synthetically challenging sulfur(vi) motifs that are inaccessible with sulfur(vi) reagents.

Department of Chemistry, The University of British Columbia, 2036 Main Mall, Vancouver, British Columbia, V6T 1Z1, Canada. E-mail: gsammis@chem.ubc.ca

† Electronic supplementary information (ESI) available: Experimental procedures, methods, and optimization data; NMR, IR, HPLC and MS data including <sup>1</sup>H, <sup>13</sup>C, and <sup>19</sup>F NMR spectra. See DOI: <https://doi.org/10.1039/d2sc05945b>

**Table 1** Development of S(IV) reagent based on reported S(VI) compounds<sup>a</sup>

<sup>a</sup> Representative S(IV) reagents tested as possible deoxyfluorination agents to afford 3-phenylpropyl sulfurofluoridite from 3-phenylpropanol. Reactions were performed on 0.6 mmol scale. Yields were determined by <sup>19</sup>F NMR spectroscopy with trifluorotoluene as an internal standard.

**Scheme 1** MISF-mediated sulfamidite formation. Reaction was performed at 0.6 mmol scale, MISF in MeCN (0.24 M). <sup>a</sup>The yield was determined by <sup>19</sup>F NMR spectroscopy using trifluorotoluene as an internal standard.**Table 2** Optimization of sulfamidite oxidation<sup>a</sup>

Entry	Oxidizing agent	Conversion to 12e
1	TEMPO (10 mol%) NaClO (1.5 equiv.)	0%
2	DMP (3.0 equiv.)	0%
3	Oxone® (2.0 equiv.)	0%
4	mCPBA (1.5 equiv.)	20%
5	MnO <sub>2</sub> (2.0 equiv.) KMnO <sub>4</sub> (10 equiv.)	60%
6	RuCl <sub>3</sub> ·H <sub>2</sub> O (8 mol%) NaIO <sub>4</sub> (1.7 equiv.)	>95%

<sup>a</sup> Reactions were performed on 0.6 mmol scale. Conversion was determined by <sup>1</sup>H NMR spectroscopy.

limits the substrate scope, this strategy provides a route to substrates that were previously inaccessible.

Thionyl fluoride (SOF<sub>2</sub>), the sulfur(IV) analogue of SO<sub>2</sub>F<sub>2</sub>, has displayed versatile reactivity despite the relatively few studies on its use.<sup>11,12</sup> The initial addition of a heteroatomic nucleophile to thionyl fluoride has been reported to be an efficient protocol for achieving amino sulfinyl fluorides and fluorosulfites,<sup>13</sup> yet further reactivity of these intermediates has not been reported. There are also several major drawbacks to its use, including safety hazards associated with handling the gaseous reagent.<sup>14</sup> There is no literature precedence for non-gaseous sulfur(IV) derivatives of thionyl fluoride. Therefore, a non-gaseous derivative that maintains the fundamental reactivity of SOF<sub>2</sub> is essential for the broad adoption of this class of sulfur(IV) reagents.

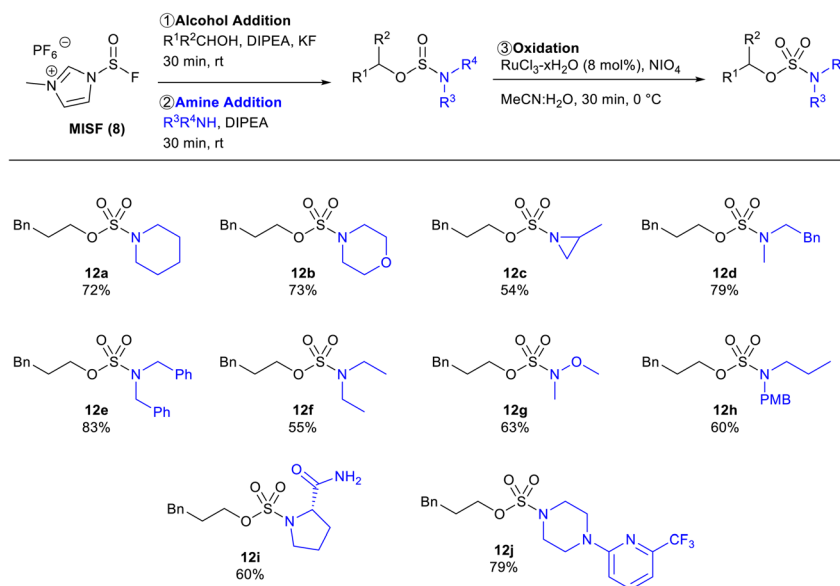
## Results and discussion

### Reagent development

Our investigations initially focused on developing new, non-gaseous S(IV) derivatives of thionyl fluoride. Once synthesized, the reactivity of our new S(IV) reagents was examined in the conversion of 3-phenylpropanol to the corresponding fluorosulfite (Table 1).<sup>15</sup> While we were unable to prepare the S(IV) analogue of [4-(acetylamino)phenyl]imidodisulfonyl difluoride (AISF),<sup>16</sup> a mixed S(VI)–S(IV) analogue (3) was synthesized. Unfortunately, 3 did not convert 1a to 2a. We next prepared thionyl diimidazole (TDI, 4),<sup>17</sup> but no fluorosulfite was observed when 1a was treated with 1 equivalent of both TDI and KF. Further optimization with TDI was not investigated as it is unstable and readily decomposed both as a solid and in solution.<sup>18</sup> While 1,2-dimethylimidazole sulfinyl fluoride 5 converted 1a to 2a in 17% yield, *N*-methylbenzimidazole sulfinyl fluoride 6 was unsuccessful. *N*-Benzylimidazolium derivative 7 showed greater success in the formation of 2a, albeit in only 60% yield. Gratifyingly, *N*-methylimidazolium sulfinyl fluoride hexafluorophosphate (MISF) led to 76% yield of fluorosulfite 2a in 15 minutes. Addition of one equivalent of KF and MISF promoted the formation of fluorosulfite 2a in quantitative yield.<sup>19</sup> Treatment of 3-phenylpropanol with *N,N*-dimethylimidazoliumsulfoxide hexafluorophosphate (DIMISF) and KF afforded 2a in 80% yield. DIMISF (9) displayed similar stability in solution and decomposition upon isolation. As a result, we proceeded forward with MISF as it indicated improved yields and better atom economy.

We next assessed the stability of MISF in solution and as a solid. MISF was stored as a 0.19 M solution in acetonitrile with no observable decomposition by <sup>1</sup>H NMR spectroscopy over a period of three months under either inert atmosphere or air.<sup>20</sup> In contrast, the concentration of thionyl fluoride in stock solutions decreases notably over similar timeframes, limiting its use as a solution-based reagent.<sup>21</sup> At the end of the third month, MISF stored under both argon and air each afforded quantitative yields of 3-phenylpropyl sulfurofluoridite (2a). While MISF could not be generated effectively in diethyl ether, dichloromethane, or dioxane,<sup>22</sup> solutions of MISF in tetrahydrofuran successfully promoted the conversion of 1a to 2a in



Table 3 Amine scope of MISF-mediated synthesis of sulfamate esters<sup>a</sup><sup>a</sup> Reactions were performed on 0.6 mmol scale.

96% yield. Attempts to isolate MISF as a solid were unsuccessful as it readily decomposes during isolation or during aqueous workup, resulting in the recovery of *N*-methylimidazole and hexafluorophosphate salts.<sup>23</sup>

### New sulfur(IV) fluoride strategy for the synthesis of sulfamate esters

We next examined the use of MISF as the key reagent in a new method to synthesize difficult-to-access di- and tri-substituted

sulfamate esters. We began our investigation into the synthesis of sulfamate esters by treating 3-phenylpropanol (1a) with MISF (1 equiv.), KF (1 equiv.) and DIPEA (1 equiv.) to afford the corresponding alkyl fluorosulfite in quantitative yields at room temperature in 15 minutes. As expected, the fluorosulfite intermediate was found to decompose during isolation. However, upon filtration of the reaction mixture and then treatment of the fluorosulfite with dibenzylamine (10e), the corresponding sulfamidite (11e) was isolated in 96% yield without the need for column chromatography (Scheme 1).

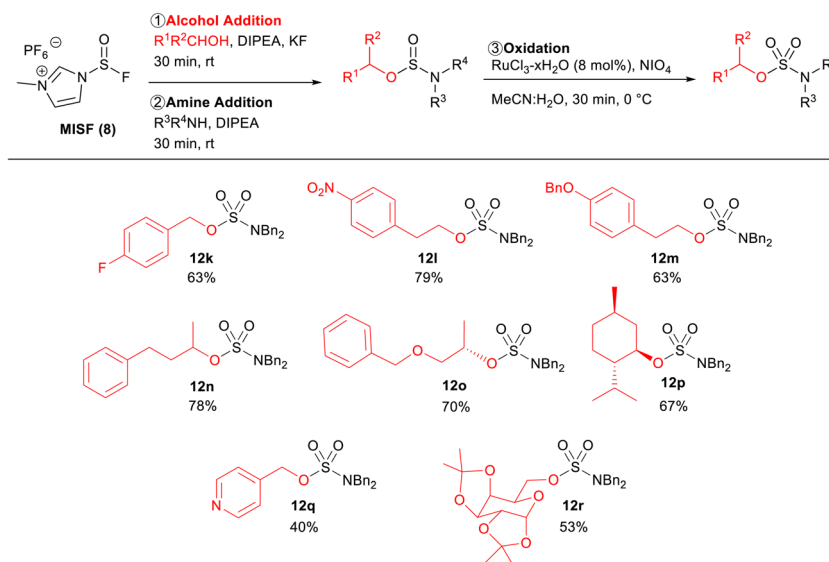
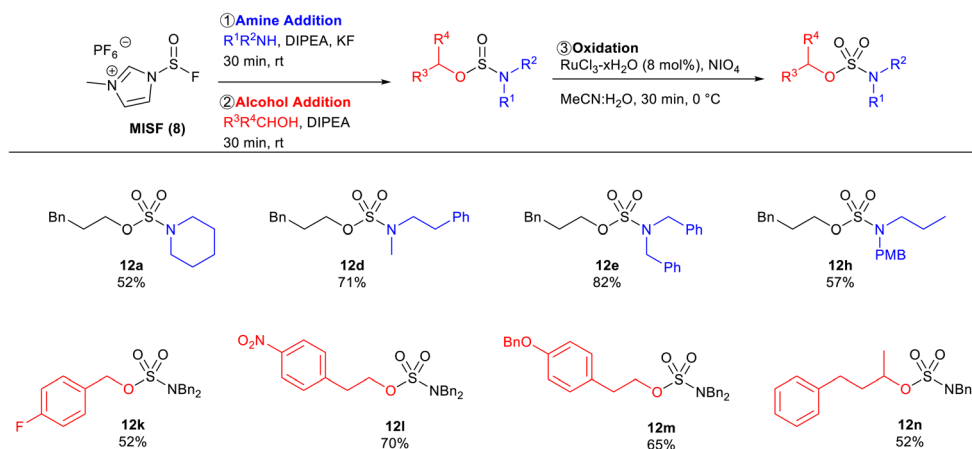
Table 4 Alcohol scope of MISF-mediated sulfamate ester synthesis<sup>a</sup><sup>a</sup> Reactions were performed on 0.6 mmol scale.

Table 5 Substrate scope of reverse addition of MISF-mediated synthesis of sulfamate esters<sup>a</sup>

<sup>a</sup> Reactions were performed on a 0.6 mmol scale.

Sulfamidite **11e** required storage under anhydrous conditions as it hydrolyzed upon prolonged exposure to moisture. The same transformation was performed with thionyl chloride, yet the chlorosulfite intermediates were unstable and none of the desired sulfamidite was formed. Treatment of **1a** with sulfonyl fluoride led to none of the desired fluorosulfate, and only nucleophilic substitution products were observed.<sup>5c</sup>

The oxidation of sulfamidite **11e** was initially attempted using a mixture of 2,2,6,6-tetramethylpiperidinyloxy (TEMPO) and sodium hypochlorite (NaOCl). These conditions were unsuccessful, affording only the hydrolyzed products (Table 2, entry 1). While both Dess–Martin periodinane (DMP) and Oxone® were ineffective (entries 2 and 3), oxidation with 3-chloroperbenzoic acid (*m*CPBA) led to a 20% conversion to sulfamate **12e** (entry 4). A mixture of potassium permanganate (KMnO<sub>4</sub>) and manganese dioxide (MnO<sub>2</sub>) further increased the conversion of **12e** to 60% (entry 5). Ruthenium tetroxide (RuO<sub>4</sub>), generated *in situ* from ruthenium(III) chloride (RuCl<sub>3</sub>) and sodium periodate (NaIO<sub>4</sub>),<sup>24</sup> afforded over 95% conversion to **12e** (entry 6).

With optimized conditions in hand, the amine scope of the sulfamate ester synthesis was explored using 3-phenylpropanol as the alcohol component (Table 3). Cyclic secondary amines were effective substrates for this reaction, affording **12a**, **12b**, and **12c** in 72%, 73%, and 54% isolated yields, respectively. *N*-Methylphenylethylamine and dibenzylamine were also able to obtain the corresponding sulfamates **12d** in 79% and **12e** in 83% isolated yields. Diethylamine and *N,O*-dimethylhydroxylamine were viable substrates with sulfamate yields of 55% and 63%, respectively. Primary amines were unsuccessful using this method as sulfoxide diamides were obtained. To overcome this limitation, PMB-protected propylamine was converted to sulfamate **12h** in 60% yield and then the PMB-group was removed in quantitative yield.<sup>25</sup> The protocol was also found to be tolerant of amides as sulfamate **12i** was afforded in 60% isolated yield. This method was also found to be effective with

oxidizable substrates, with piperazine sulfamate **12j** successfully synthesized in 79% yield.

The alcohol scope of this new sulfur(IV) SuFEx protocol was investigated using dibenzylamine as the amine components (Table 4). 4-Fluorobenzyl alcohol was an effective substrate, affording sulfamate ester **12k** in 63% isolated yield over two steps. Substrates that are prone to substitution at the alpha-position with sulfur(VI) reagents (**12l–12o**) were successfully converted to the corresponding sulfamate esters in 79%, 63%, 78%, and 70% isolated yields, respectively. The reaction was also shown to be effective with sterically hindered substrates, as shown by the good yield of sulfamate ester **12p**. 4-Pyridinemethanol was a viable substrate generating sulfamate **12q** in 40% yield. The lower yield was a result of the decreased reactivity between 4-pyridinemethanol and MISF.

Finally, protected monosaccharide **1r** was also a successful substrate, affording sulfamate **12r** in 53% isolated yield. The installation of sulfamate esters onto protected monosaccharides is of particular interest due to their desirable pharmacological activity.<sup>3d</sup>

We next explored whether we could synthesize the same sulfamate esters by reversing the order of nucleophile addition, whereby the amine is added first to afford the aminosulfinyl fluoride as the key intermediate (Table 5). The amine scope was explored with 3-phenylpropanol as the alcohol component. Cyclic secondary amines were effective substrates as sulfamate **12a** was obtained in 52% yield. Acyclic secondary amines were also effective substrates affording sulfamate esters **12d**, **12e**, and **12h** in 71%, 82%, and 57% isolated yields, respectively. The alcohol scope was also investigated using dibenzylamine as the amine component. 4-Fluorobenzyl alcohol afforded sulfamate ester **12k** in 52% yield. Substrates that are prone to substitution at the alpha-position with sulfur(VI) analogues, such as sulfamates **12l**, **12m**, and **12n**, were successfully generated with MISF in 70%, 65%, and 52% isolated yields, respectively. This reversed addition order successfully afforded the desired sulfamate esters in good yields, albeit typically lower than the



strategy outlined in Tables 3 and 4. This disparity is likely the outcome of the difference in stability of the sulfinyl fluoride intermediates as it was observed that aminosulfinyl fluorides hydrolyze faster than fluorosulfites.<sup>26</sup>

## Conclusions

Overall, we have developed a new SuFEx strategy using sulfur(IV) reagents to access synthetically challenging sulfamate esters. To facilitate this process, we have developed *N*-methylimidazolium sulfinyl fluoride hexafluorophosphate (MISF), a novel, solution-stable, non-gaseous sulfur(IV) SuFEx reagent. This approach affords sulfamate esters from alkyl alcohols and amines that are inaccessible using sulfur(VI) SuFEx reagents. While our process is formally two-steps, the intermediate can be purified by a simple wash, and the total reaction times are <2 hours. This novel protocol afforded the di- and tri-substituted *O*-alkyl sulfamate esters in good yields regardless of the nucleophile addition order. The stability and reactivity of MISF expands the accessibility of underexplored  $-S(O)F$  intermediates for future explorations in synthetic chemistry.

## Data availability

The datasets supporting this article have been uploaded as part of the ESI† material.

## Author contributions

K. T. D., J. Y. M., B. J. T., and G. M. S. conceived the project. K. T. D., J. Y. M., and J. L. conducted and analysed the experiments. K. T. D., J. L., B. J. T., and G. M. S. wrote the manuscript.

## Conflicts of interest

There are no conflicts to declare.

## Acknowledgements

The authors thank the University of British Columbia (UBC), and the Natural Sciences and Engineering Research Council of Canada (2020-RGPIN-04653) for funding. Student support was provided in the form of an NSERC USRA (K. T. D.) and MITACS Accelerate fellowships (J. L. and B. J. T.).

## Notes and references

- For representative review see: A. S. Barrow, C. J. Smedley, Q. Zheng, S. Li, J. Dong and J. E. Moses, *Chem. Soc. Rev.*, 2019, **48**, 4731–4758.
- J. Dong, L. Krasnova, M. G. Finn and K. B. Sharpless, *Angew. Chem., Int. Ed.*, 2014, **53**, 9430–9448.
- (a) G. O. Morton, J. E. Lancaster, G. E. Van Lear, W. Fulmor and W. E. Meyer, *J. Am. Chem. Soc.*, 1969, **91**, 1535–1537; (b) D. A. Shuman, R. K. Robins and M. J. Robins, *J. Am. Chem. Soc.*, 1969, **91**, 3391–3392; (c) Y. M. Choi, D. I. Han and H. C. Kim, WIPO Pat., 9716418A1, 1997; (d) J.-Y. Winum, A. Scozzafava, J.-L. Montero and C. T. Supuran, *Med. Res. Rev.*, 2004, **25**, 186–228; (e) C. Bubert, M. P. Leese, M. F. Mahon, E. Ferrandis, S. Regis-Lydi, P. G. Kasprzyk, S. P. Newman, Y. T. Ho, A. Purohit, M. J. Reed and B. V. L. Potter, *J. Med. Chem.*, 2007, **50**, 4431–4443.
- (a) C. G. Espino, P. M. Wehn, J. Chow and J. Du Bois, *J. Am. Chem. Soc.*, 2001, **123**, 6935–6936; (b) F. Duran, L. Leman, A. Ghini, G. Burton, P. Dauban and R. H. Dodd, *Org. Lett.*, 2002, **4**, 2481–2483; (c) T. K. Macklin and V. Snieckus, *Org. Lett.*, 2005, **7**, 2519–2522; (d) P. M. Wehn and J. Du Bois, *Org. Lett.*, 2005, **7**, 4685–4688; (e) E. Milczek, N. Boudet and S. Blakey, *Angew. Chem., Int. Ed.*, 2008, **47**, 6825–6828; (f) K. W. Quasdorf, M. Riener, K. V. Petrova and N. K. Garg, *J. Am. Chem. Soc.*, 2009, **131**, 17748–17749; (g) K. W. Quasdorf, A. Antoft-Finch, P. Liu, A. K. Silberstein, A. Kamaromi, T. Blackburn, S. D. Ramgren, K. N. Houk, V. Snieckus and N. K. Garg, *J. Am. Chem. Soc.*, 2011, **133**, 6352–6363; (h) Y. Liu, X. Guan, E. L.-M. Wong, P. Liu, J.-S. Huang and C.-M. Che, *J. Am. Chem. Soc.*, 2013, **135**, 7194–8204; (i) T. Agrawal and S. P. Cook, *Org. Lett.*, 2013, **15**, 96–99; (j) T. Agrawal and S. P. Cook, *Org. Lett.*, 2014, **16**, 5080–5083; (k) J. M. Alderson, A. M. Phelps, R. J. Scamp, N. S. Dolan and J. M. Schomaker, *J. Am. Chem. Soc.*, 2014, **136**, 16720–16723; (l) S. M. Paradine, J. R. Griffin, J. Zhao, A. L. Petronico, S. M. Miller and M. C. White, *Nat. Chem.*, 2015, **7**, 987–994.
- (a) S. Mahapatra, C. P. Woroch, T. W. Butler, S. N. Carneiro, S. C. Kwan, S. R. Khasnavis, J. Gu, J. K. Dutra, B. C. Vetelino, J. Bellenger, C. W. am Ende and N. D. Ball, *Org. Lett.*, 2020, **22**, 4389–4394; (b) M. Epifanov, J. Y. Mo, R. Dubois, H. Yu and G. M. Sammis, *J. Org. Chem.*, 2021, **86**, 3768–3777; (c) C. Lee, J. Lai, M. Epifanov, C. X. Wang and G. M. Sammis, *J. Fluorine Chem.*, 2021, **251**, 109888.
- For representative examples of sulfur(VI) reagents used to make sulfonate esters, see: (a) C. J. Smedley, J. A. Homer, T. L. Gialelis, A. S. Barrow, R. A. Koelln and J. E. Moses, *Angew. Chem.*, 2021, **134**, e202112375; (b) A. F. J. van den Boom, M. Subramaniam and H. Zuilhof, *Org. Lett.*, 2022, **24**, 8621–8626.
- (a) I. Armitage, A. M. Berne, E. L. Elliott, M. Fu, F. Hicks, Q. McCubbin and L. Zhu, *Org. Lett.*, 2012, **14**, 2626–2629; (b) P. B. Rapp, K. Murai, N. Ichiishi, D. K. Leahy and S. J. Miller, *Org. Lett.*, 2020, **22**, 168–174; (c) H.-M. Wang, C.-D. Xiong, X.-Q. Chen, C. Hu and D.-Y. Wang, *Org. Lett.*, 2021, **23**, 2595–2599; (d) M. A. Sguazzin, J. W. Johnson and J. Magolan, *Org. Lett.*, 2021, **23**, 3373–3378.
- (a) W. W. Binkley and E. F. Degering, *J. Am. Chem. Soc.*, 1939, **61**, 3250–3251; (b) L. J. Ingram and S. D. Taylor, *Angew. Chem., Int. Ed.*, 2006, **45**, 3503–3506; (c) L. J. Ingram, A. Desoky, A. M. Ali and S. D. Taylor, *J. Org. Chem.*, 2009, **74**, 6479–6485; (d) H. Saeidian and M. Abdoli, *J. Sulfur Chem.*, 2015, **36**, 463–470; (e) J. M. Blackburn, M. A. Short, T. Castanheiro, S. K. Ayer, T. D. Muellers and J. L. Roizen, *Org. Lett.*, 2017, **2017**(19), 6012–6015; (f) For an example that used 50 equiv. of  $R^1R^2NSO_2Cl$  in the formation of sulfamate esters, see: W. J. Spillane, A. P. Taheny and M. M. Kearns, *J. Chem. Soc., Perkin Trans. 1*, 1982, **1**, 677–679.





- 9 The side reactivity of sulfur(vi) chloride intermediates was noted to include hydrolysis, eliminations, and in the presence of nucleophiles, competing addition to either the chlorine or sulfur atom.
- 10 (a) S. W. Wright and K. N. Hallstrom, *J. Org. Chem.*, 2006, **71**, 1080–1084; (b) A. V. Bogolubsky, Y. S. Moroz, P. K. Mykhailiuk, S. E. Pipko, A. I. Konovets, I. V. Sadkova and A. Tolmachev, *ACS Comb. Sci.*, 2014, **16**, 192–197; (c) W. J. Spillane, F. A. McHugh and P. O. Burke, *J. Chem. Soc., Perkin Trans. 2*, 1998, **2**, 13–18.
- 11 C. Lee, B. J. Thomson and G. M. Sammis, *Chem. Sci.*, 2022, **13**, 188–194.
- 12 (a) W. T. Konieczko, A. Łopusiński and J. Michalski, *Phosphorus, Sulfur Silicon Relat. Elem.*, 1989, **42**, 103–104; (b) N. Patel and R. L. Kirchmeier, *Inorg. Chem.*, 1992, **31**, 2537–2540; (c) T. G. Bolduc, C. Lee, W. P. Chappell and G. M. Sammis, *J. Org. Chem.*, 2022, **87**, 7308–7318.
- 13 (a) T. Mahmood and J. M. Shreeve, *Inorg. Chem.*, 1985, **1985**(24), 1395–1398; (b) N. Patel, J. Chen, Y. Zhang, R. Kirchmeier and J. Shreeve, *Inorg. Chem.*, 1994, **33**, 5463–5470.
- 14 Thionyl fluoride is a toxic gas with a similar safety profile to sulfuryl fluoride. As such, it should always be handled in a fume hood. For safety information, see: (a) SynQuest Laboratories Website, *Sulfuryl Fluoride SDS*; CAS RN: 2699-79-8; M016-2-04, <https://www.synquestlabs.com/product/id/51619.html>, accessed 2022-08-15; (b) SynQuest Laboratories Website, *Thionyl Fluoride SDS*; CAS RN: 7783-42-8; M016-2-03, <https://www.synquestlabs.com/product/id/25936.html>, accessed 2022-08-15.
- 15 Representative reagents are shown in Table 1, for a full list see Table S1.†
- 16 H. Zhou, P. Mukherjee, R. Liu, E. Evrard, D. Wang, J. M. Humphrey, T. W. Butler, L. R. Hoth, J. B. Sperry, S. K. Sakata, C. J. Helal and C. W. am Ende, *Org. Lett.*, 2018, **20**, 812–815.
- 17 For representative examples of imidazolium fluorosulfate salts as surrogates for sulfuryl fluoride, see: (a) T. Guo, G. Meng, X. Zhan, Q. Yang, T. Ma, L. Xu, K. B. Sharpless and J. Dong, *Angew. Chem., Int. Ed.*, 2018, **57**, 2605–2610; (b) J. Dong, Q. Yang, T. Guo, X. Zhan and G. Meng, *US Pat.*, 20200369619, 2020.
- 18 TDI was found to readily undergo both hydrolysis and oxidation to sulfonyl diimidazole.
- 19 The addition of KF pushes the reaction towards completion, but it does not react readily with MISF to form SOF<sub>2</sub>. For a representative example of the beneficial effects of added fluoride to other S(IV)-promoted fluorination reactions, see: M. Roudias, F. Vallée, J. Marte and J.-F. Paquin, *J. Org. Chem.*, 2018, **83**, 8731–8735.
- 20 For the inert atmosphere experiment a 10 mL solution of MISF in acetonitrile (0.11 M) was stored in a 20 mL vial under argon. For the solution stored under air, a 10 mL solution of MISF in acetonitrile (0.11 M) was stored in a 20 mL vial and capped.
- 21 A stock solution of thionyl fluoride (0.23 M in acetonitrile) in a 100 mL RBF capped with a septum decreased in concentration by 51% in one month as determined by <sup>19</sup>F NMR spectroscopy using trifluorotoluene as an internal standard.
- 22 See the ESI† for further details on the solvent compatibility of MISF.
- 23 Similarly, DIMISF was also found to rapidly oxidise to the S(vi) analog in its solid form.
- 24 For a representative example of the same conditions used for the oxidation of cyclic sulfites to the corresponding cyclic sulfates, see: Y. Gao and K. B. Sharpless, *J. Am. Chem. Soc.*, 1988, **110**, 7538–7539.
- 25 See the ESI† for further details on the PMB-deprotection.
- 26 <sup>19</sup>F NMR spectroscopic studies of crude reaction mixtures showed decreasing concentrations of aminosulfonyl fluoride intermediates over time. This decrease in concentration was substantially slower with fluorosulfite intermediates.

