

Cite this: *Chem. Sci.*, 2024, 15, 8156

All publication charges for this article have been paid for by the Royal Society of Chemistry

Electrochemical stereoselective synthesis of polysubstituted 1,4-dicarbonyl *Z*-alkenes via three-component coupling of sulfoxonium ylides and alkynes with water†

Hao-Ran Li, Yi-An Ran, Yu-Yi Zhu, Weisi Guo, Shao-Fei Ni,* Li-Rong Wen, Ming Li and Lin-Bao Zhang*

The first straightforward strategy for the synthesis of 1,4-dicarbonyl *Z*-alkenes has been developed via an electrochemical cross-coupling reaction of sulfoxonium ylides and alkynes with water. The metal-free protocol showed an easy-to-handle nature, good functional group tolerance, and high *Z*-stereoselectivity, which is rare in previous cases. The proposed reaction mechanism was convincingly established by carrying out a series of control experiments, cyclic voltammetry experiments, and density functional theory (DFT) studies.

Received 18th February 2024
Accepted 16th April 2024

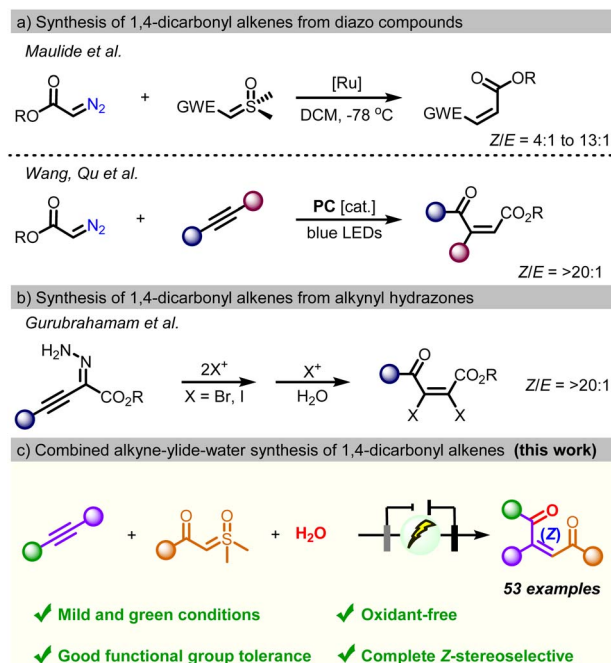
DOI: 10.1039/d4sc01141d

rsc.li/chemical-science

Introduction

1,4-dicarbonyl *Z*-alkenes constitute a privileged structural motif of many bioactive natural products and pharmaceuticals, including marine natural products, sesquiterpenes, steroids, antitumor agents, and antifungal agents.¹ In addition, due to their distinctive electrophilicity and electron affinity, 1,4-dicarbonyl *Z*-alkenes can serve as versatile precursors in the construction of various heterocycles such as furans, thiophenes, pyrroles, pyrazines, and indolizines.² Also, they have been used as highly reactive dienophiles for the construction of complex fused ring systems by Diels-Alder [2 + 4] cycloaddition and as Michael acceptors.³ Moreover, the synthetic methodologies of 1,4-dicarbonyl alkenes have attracted considerable attention, and remarkable progress has been made over the past few decades.⁴ Conventionally, 1,4-dicarbonyl *Z*-alkenes were synthesized by oxidative ring opening of furan and thiophene derivatives, breakdown of α -diazo carbonyl compounds, and the Wittig reaction.^{5,6} Recently, the Maulide group developed Ru-catalyzed cross olefination of diazo compounds with sulfoxonium ylides to give disubstituted 1,4-dicarbonyl *Z*-alkenes. However, poor stereoselectivity, with 4 : 1 to 13 : 1 mixtures of *Z*/*E* olefin products, was observed.^{6a} Similarly, Wang and coworkers described a method for the synthesis of alkenes through three-component *Z*-selective olefinic coupling of alkynes, α -diazo sulfonium triflates, and water-based on

photoredox catalysis (Scheme 1b).^{6b} In 2023, the group of Gurubrahmam established the reactivity of alkynyl hydrazone with halonium ions that provides tetrasubstituted 4-oxo-2,3-dihaloenoates with complete *Z*-stereoselectivity (Scheme 1c).^{6c} However, these approaches often suffer from several drawbacks,



Scheme 1 Strategies for the synthesis of 1,4-dicarbonyl alkenes; (a) synthesis from α -halo ketones. (b) Synthesis from diazo compounds. (c) Synthesis from alkynyl hydrazones. (d) Electrochemical three-component coupling.

State Key Laboratory Base of Eco-Chemical Engineering, College of Chemistry and Molecular Engineering, Qingdao University of Science and Technology, Qingdao 266042, P. R. China. E-mail: sfri@stu.edu.cn; zhang_linbao@126.com

† Electronic supplementary information (ESI) available. CCDC 2179302 and 2340616. For ESI and crystallographic data in CIF or other electronic format see DOI: <https://doi.org/10.1039/d4sc01141d>

such as the utilization of expensive reagents/catalysts, harsh conditions, and well-tailored substrates. In addition to these shortfalls, formidable challenges remain in the synthesis of unsymmetric 1,4-diaryl-substituted 1,4-dicarbonyl *Z*-alkenes due to their relative instability.


Over the last few years, organic electrosynthesis has re-emerged as a major synthesis platform.⁷ Electric current is a superior option to harmful external redox reagents and expensive metal catalysts, and offers higher efficiency and selectivity.⁸ On the other hand, multi-component cross-coupling has been explored by experts in electrochemistry to fabricate a broad spectrum of attractive and functional reactions.⁹ In 2023, the group of Lin proposed three-component cross-electrophile coupling to realize regioselective electrochemical dialkylation of alkenes.^{9a} Cheng's group reported a straightforward approach for the electrochemical synthesis of tertiary α -substituted amino acid derivatives *via* three-component reductive coupling.^{9b} In particular, Baran and coworkers proposed a diverse range of cross-coupling tactics using electrochemistry.^{9c,d}

Electrochemical participation in multi-component reactions has been a hot topic - due to the irreconcilable incompatibility in the redox potential of the individual components under given electrochemical conditions. Here, our interest in electrochemical transformation and green chemistry prompts us to develop a mild electro-oxidative methodology for the fabrication of 1,4-dicarbonyl *Z*-alkenes *via* three-component coupling of sulfoxonium ylides and alkynes with water (Scheme 1d).¹⁰ The process applies to various alkynes and ylides, and it generates the corresponding 1,4-dicarbonyl *Z*-alkenes with simple operation and without the requirement of metal catalysts or oxidants. Based on the results from the control experiment and DFT calculations, the observed *Z*-selectivity could be attributed to the presence of a crucial stereochemically rigid furan intermediate in the process.

Results and discussion

We started our study with the reaction of asymmetric internal alkynes with sulfoxonium ylides in the presence of various solvents and electrodes under electrochemical conditions (Table 1). After a series of preliminary investigations, the best result was obtained when **1a**, **2a**, and H₂O were allowed to react under a constant current flow of 5 mA for 2.25 h at 0 °C by using *n*-Bu₄NBF₄ as a supporting electrolyte with graphite felt as the electrode in DCM and HFIP as the cosolvent (Table 1, entry 1). Solvent screening experiments revealed that HFIP and DCM used as the solo solvent in this transformation led to a rapid decrease in the yield (Table 1, entries 2 and 3). Inexpensive graphite felt with excellent performance was vital to the cathode as well as the anode, whereas a medium collection rate product was obtained when the C plate was used as the anode or Pt electrode was used as the cathode instead of graphite felt (Table 1, entries 4 and 5). Different supporting electrolytes were also investigated. When *n*-Bu₄NPF₆ and Et₄NBF₄ were employed in the system, the desired product **3a** was obtained with reduced yields (Table 1, entries 6 and 7). Decreasing or increasing the

Table 1 Optimization of the reaction conditions



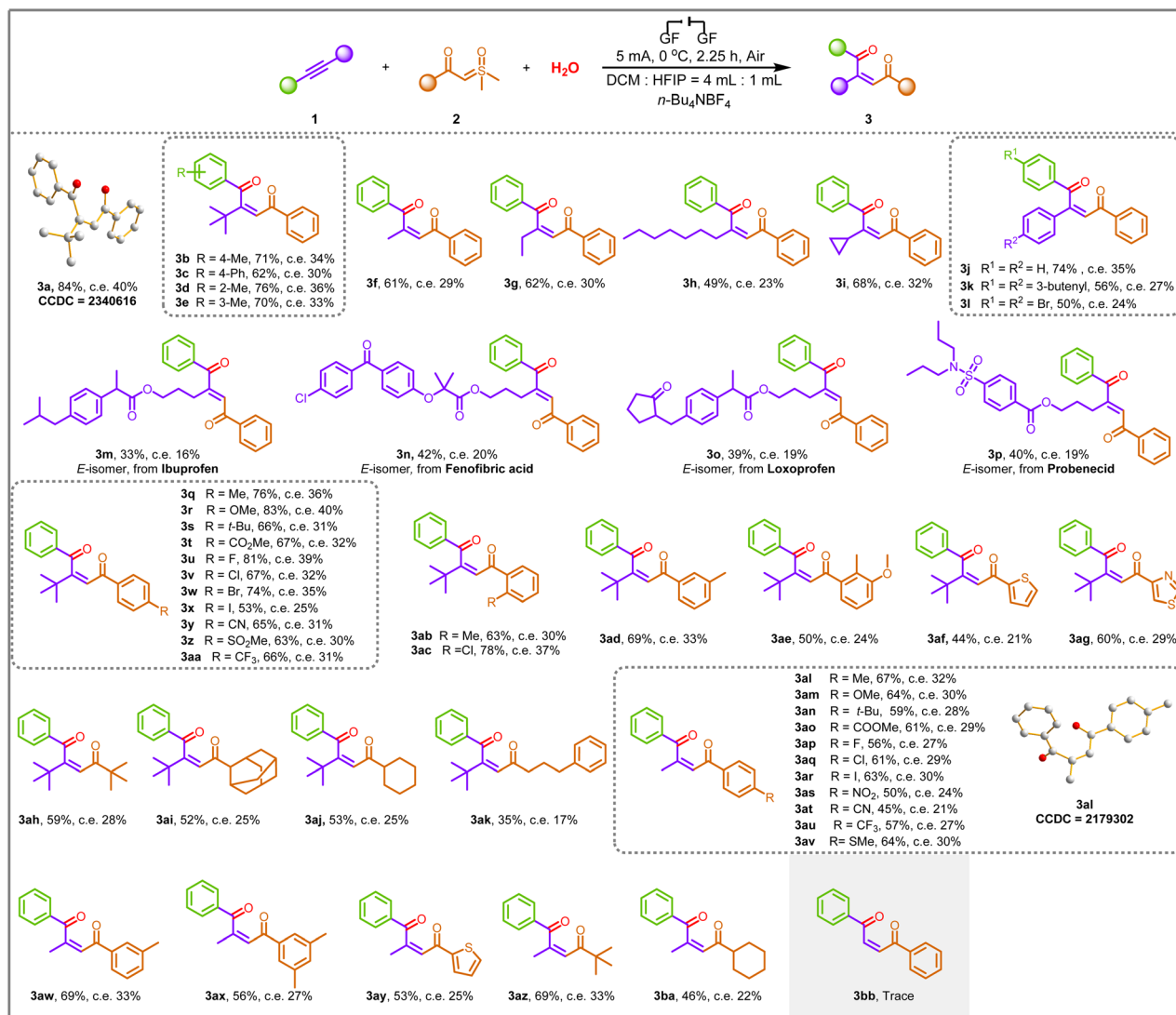
Entry ^a	Variation from standard conditions	Yield ^b (%)
1	None	84
2	HFIP as solvent	40
3	DCM as solvent	Trace
4	C (+)/GF (-)	60
5	GF (+)/Pt (-)	55
6	<i>n</i> -Bu ₄ NPF ₆ instead of <i>n</i> -Bu ₄ NBF ₄	63
7	Et ₄ NBF ₄ instead of <i>n</i> -Bu ₄ NBF ₄	52
8	0.3 mmol <i>n</i> -Bu ₄ NBF ₄	72
9	0.5 mmol <i>n</i> -Bu ₄ NBF ₄	41
10	-20 °C or RT instead of 0 °C	68/50
11	3 mA instead of 5 mA, 3.75 h	53
12	7 mA instead of 5 mA, 1.60 h	56
13	No electricity	NR ^c

^a Reaction conditions: **1a** (0.1 mmol), **2a** (0.2 mmol), H₂O (0.1 mmol), *n*-Bu₄NBF₄ (0.4 mmol), DCM (4.0 mL), HFIP (1.0 mL), graphite felt anode (1.0 cm × 1.0 cm × 0.5 cm), graphite felt cathode (1.0 cm × 1.0 cm × 0.5 cm), undivided cell, 5 mA, air, 0 °C, 2.25 h (4.20 F mol⁻¹), undivided cell.
^b Isolated yields. ^c NR = no reaction.

amount of electrolytes did not give better results (Table 1, entries 8 and 9). The effect of temperature on the reaction was also investigated, and it was observed that increasing or lowering the temperature did not benefit the reaction (Table 1, entry 10). Performing the reaction at a higher current or reducing the current provided inferior results (Table 1, entries 11 and 12). In addition, the reaction failed in the absence of an electric current, suggesting the key role of electric energy in the reaction (Table 1, entry 13).

With an optimized set of conditions in hand, the scope of this transformation was explored, as illustrated in Scheme 2. The substrate scope of alkynes was investigated first. The alkynes **1a–1e** prepared from alkyl- and phenyl-substituted iodobenzene and 3,3-dimethyl-1-butyne were found to be suitable substrates for this reaction, and the corresponding 1,4-dicarbonyl *Z*-alkenes were formed in moderate to good yields (**3a–3e**). Moreover, the structure of **3a** was further confirmed by X-ray crystallography analysis (see the ESI† for details; CCDC: 2340616). For substrates containing methyl (**1f**), ethyl (**1g**), *n*-heptyl (**1h**), and cyclopropyl (**1i**) groups, the corresponding products **3f–3i** were successfully delivered with yields of 49–68%. To further broaden the range of substrates for the reaction, the adoption of symmetrical internal alkynes (**1j–1l**) gave the coupling products we foresee, demonstrating the universal applicability in terms of symmetrical or asymmetric alkynes. The products **3a–3l** indicated that the steric hindrance did not affect the efficiency of electrochemical transformations. Remarkably, to illustrate the suitability of this approach in drug molecules, we smoothly transformed alkynes embedded in the ibuprofen, fenofibric acid, loxoprofen, and probenecid frameworks into the trisubstituted alkenes **3m–3p** in moderate yields.





Scheme 2 Substrate scope of alkynes and sulfoxonium ylides. Reaction condition: **1a** (0.1 mmol), **2a** (0.2 mmol), H₂O (0.1 mmol), *n*-Bu₄NBF₄ (0.4 mmol), DCM (4.0 mL), HFIP (1.0 mL), graphite felt anode (1.0 cm × 1.0 cm × 0.5 cm), graphite felt cathode (1.0 cm × 1.0 cm × 0.5 cm), undivided cell, 5 mA, under air, 0 °C, 2.25 h (4.20 F mol⁻¹), undivided cell. c. e. = current efficiency.

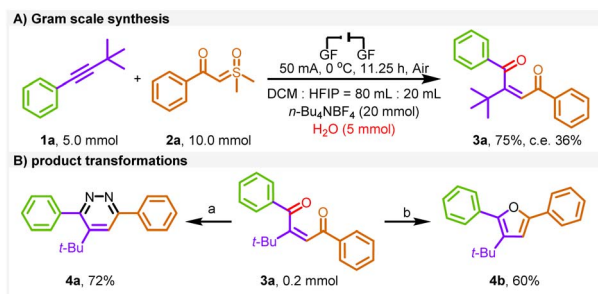
However, the *E*-isomer was obtained in these cases since the *Z*-type alkenes are unstable after isolation and rapidly transform into *E*-type.

Next, a range of sulfoxonium ylides **2** with structural diversity was investigated under the electrochemical conditions. Ylides **2** with distinct electronic properties (*i.e.*, electron-rich and -deficient) at various positions in the benzene ring proved to be suitable substrates (**3q–3ad**). The desired transformation was achieved in good to excellent yields (53–83% yields). Moreover, the transformation was further extendable to a substrate with double substitution patterns, and the 1,4-dicarbonyl *Z*-alkene product **3ae** was obtained in 50% yield. In addition, heterocyclic functional groups, such as thiophene and thiazole, were compatible with the newly developed reaction conditions, enhancing the scope of the synthetic protocol (**3af–3ag**). Interestingly, fatty ylides containing *tert*-butyl (**2v**), adamantane (**2w**), cyclohexyl (**2x**), and 4-phenyl-*n*-butyl (**2y**) groups were also found

to be compatible under optimal conditions, and the corresponding products **3ah–3ak** were obtained in moderate to good yields, which are inaccessible by other means. The coupling of low-resistance methylphenylethyne to ylides with different substituents proceeded successfully, providing the desired products **3al–3ba** in good yields, demonstrating that steric effects have less impact on stereoselectivity. Moreover, the structure of **3al** was further confirmed by X-ray crystallography analysis (see the ESI† for details; CCDC: 2179302). Unfortunately, terminal alkyne was proved to be an unavailable substrate since only a trace amount of **3bb** was generated under standard conditions. It is worth mentioning that all product configurations were determined by analogy with the NMR data of **3a** and **3al**.

To explore the practicality of the electrochemical protocol, a gram-scale experiment was conducted (Scheme 3A) and a 75% yield was obtained under the standard conditions.





Scheme 3 Gram scale synthesis and product transformations. Reaction conditions: (A) $\text{NH}_2\text{NH}_2 \cdot \text{H}_2\text{O}$, MeOH, 50 °C. (B) NaBH_4 , 90% $\text{C}_2\text{H}_5\text{OH}$, 20 h. c. e. = current efficiency.

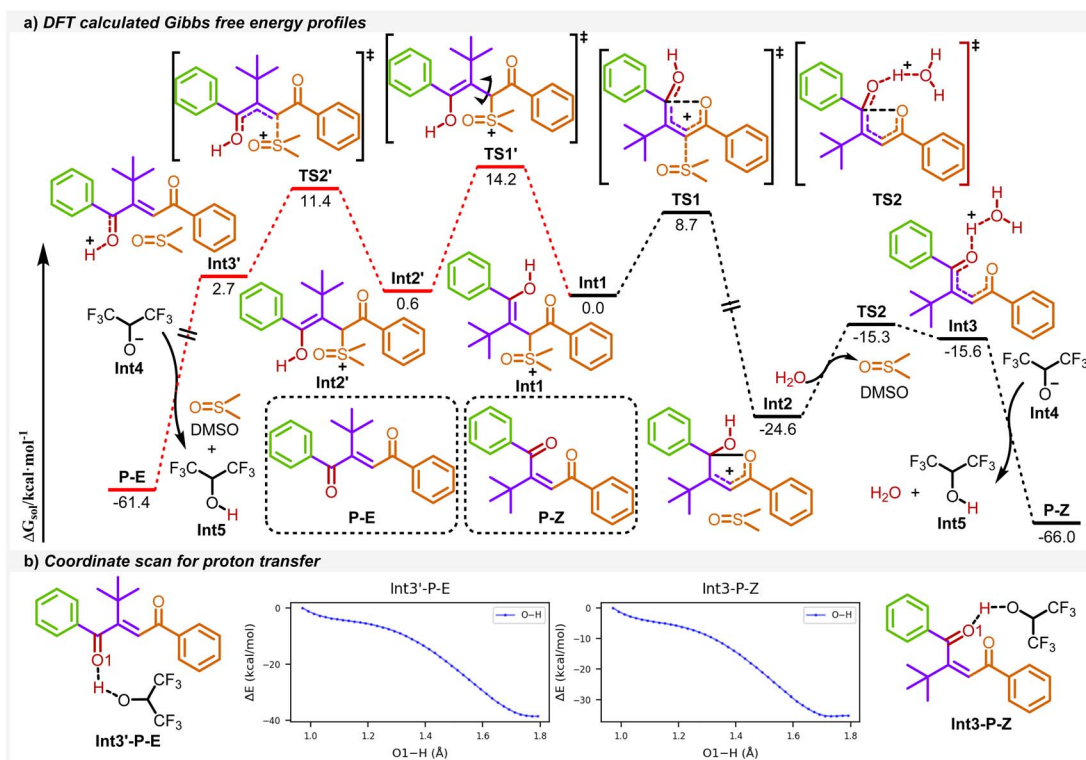
To enhance the applicability of the product (Scheme 3B), we performed the conversion of pyridazine (**4a**) and furan (**4b**) by utilizing one-step follow-up transformations of **3a**, providing effective access to multisubstituted heterocycles.

To give a better understanding of the reaction mechanism, the density functional theory (DFT) calculations were applied in this work. As shown in Scheme 4a, the enol intermediate **Int1** converts to 1,4-dicarbonyl *Z*-alkenes **P-Z**, the favored product, through the black pathway. From **Int1**, the C-S bond cleavage takes place *via* transition state **TS1** to afford a stable five-membered ring intermediate **Int2**, followed by a ring-opening process *via* **TS2** with water and the deprotonation process to form the product **P-Z**. The calculated reaction barriers for these two transition states are 8.7 and 9.3 kcal mol⁻¹, respectively.

The whole process is exothermic at about 66.0 kcal mol⁻¹. As for the unfavored 1,4-dicarbonyl *E*-alkene **P-E** pathway (in red color), the reaction starts with the rotation of the C-C bond in **Int1** to form **Int2'**, followed by a rapid C-S bond cleavage and deprotonation process to **P-E**. Specifically, **Int1** takes 14.2 kcal mol⁻¹ of energy for the C-C bond rotation in the transition state **TS1'**, which is higher than that for the route to the main product. In addition, **Int2** is more stable than **Int2'**. Thus, the route leading to **Int2** is more favorable than that for **Int2'** both kinetically and thermodynamically. Moreover, no transition states in these proton transfer processes were located, and the O-H bond scan confirmed that these deprotonation processes are barrier-less (Scheme 4b).

To gain some insights into the reaction mechanism, control experiments were performed. First of all, cyclic voltammetry (CV) experiments were performed on **1a** and **2a** and the results revealed that the onset potential of **1a** was 1.79 V. However, the onset potential of **2a** was 1.02 V, indicating that **2a** was oxidized preferentially at the anode. Moreover, in the presence of alkyne **1a**, the anodic current increased significantly, indicating that the ylide radical had a rapid interaction with alkyne **1a** (Fig. 1). In addition, the oxidation peak of **2a** emerged at 2.73 V for the dilution system, indicating that the concentration may influence the efficiency of the reaction. (see the ESI for details, Fig. S13†)

The mechanistic insights into the coupling reaction were further investigated through a range of control experiments (Scheme 5). The reaction was carried out in the presence of free-radical-trapping reagents (FRT = BHT, and DPE), while no



Scheme 4 DFT calculations.



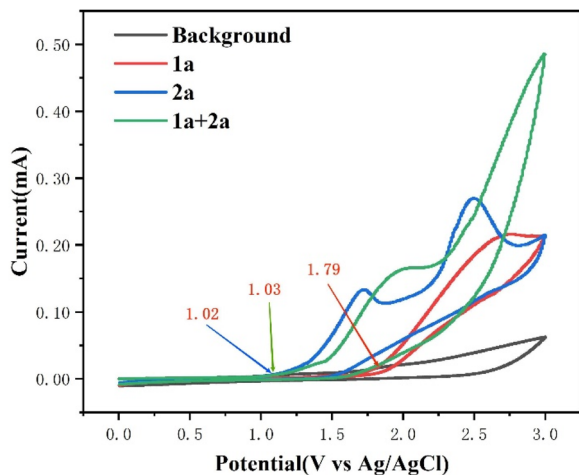
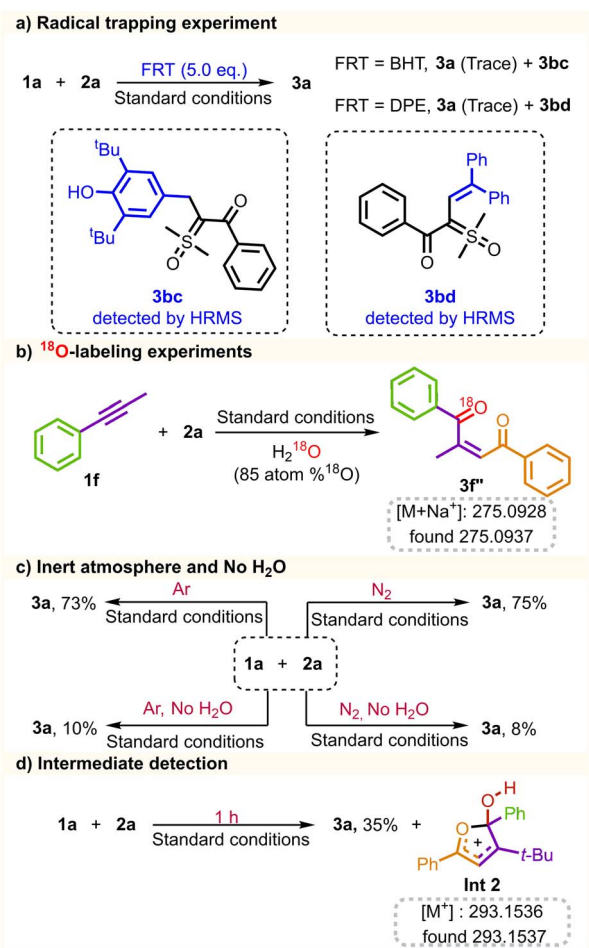


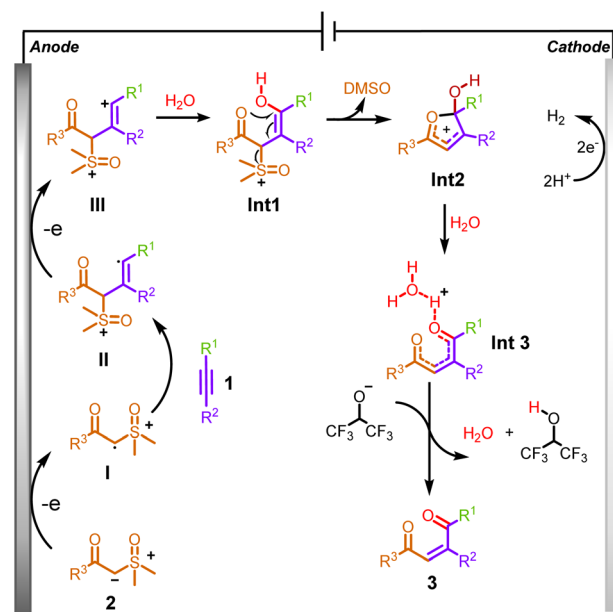
Fig. 1 Cyclic voltammetry experiments of **1a** and **2a** in a solvent (4.0 mL DCM, 1.0 mL HFIP) containing H_2O (0.1 mmol) and $n\text{-Bu}_4\text{NBF}_4$ (0.1 mmol). The scan rate was 100 mV s^{-1} . Glassy carbon as the working electrode, Pt wire as the counter electrode, and Ag/AgCl as the reference electrode.



Scheme 5 Mechanistic studies: (a) radical trapping experiment. (b) ^{18}O -labeling experiments. (c) The inert atmosphere and no H_2O . (d) Intermediate detection.

desired product was yielded under these conditions (Scheme 5a), indicating that the radical pathway might be involved in the process. In addition, compounds **3bc** and **3bd** were detected by HPLC-MS analysis (see the ESI for details, Fig. S18–S19[†]), further demonstrating the presence of the sulfoxonium ylide radical. To trace the source of oxygen in alkene products, the coupling reaction of **1f**, **2a**, and H_2^{18}O was performed, giving ^{18}O labeled alkene **3f''** detected by HPLC-MS analysis (see the ESI for details, Fig. S20[†]). The ^{18}O -labeling experiment supported the fact that H_2O provides the source of the oxygen atom in the 1,4-dicarbonyl Z-alkene (Scheme 5b). The reaction was also conducted under an inert atmosphere (N_2 and Ar), and **3a** was isolated with a comparable yield. Notably, the conversion of **3a** was hindered without water added to the reaction system. Trace amounts of the product could be attained, which could be attributed to residual water present in the solvent (Scheme 5c). Under standard conditions, the reaction time was reduced to 1 h, and **Int2** was detected by HRMS analysis (see the ESI for details, Fig. S21[†]), which could be utilized as evidence of the existence of an intermediate state **Int2** for the coupling process (Scheme 5d).

Based on our mechanistic studies, a plausible route is presented in Scheme 6. Initially, sulfoxonium ylide was oxidized by a single-electron transfer process at the anode to generate the sulfoxonium ylide radical **I**, which is then coupled to alkyne to form alkenyl radical **II**. Secondly, it is further oxidized at the anode to form the alkenyl cation **III**, which is attacked by H_2O to form **Int1**. Subsequently, a cyclization reaction occurred to generate a crucial five-membered ring intermediate **Int2** by removing DMSO. Then, **Int2** underwent a rapid, open-ring reaction to form **Int3** due to the attack of water. Finally, a deprotonation process with the hexafluoroisopropanol anion occurred to form product **3a**. Meanwhile, during this



Scheme 6 Proposed mechanism.

electrochemical reaction, protons were simultaneously reduced, releasing H₂ as a byproduct at the surface of the cathode.

Conclusions

In conclusion, we have developed the first electrochemical method for the direct synthesis of symmetric and asymmetric 1,4-dicarbonyl Z-type alkenes *via* the three-component coupling of readily available alkynes and ylides with water. The reason for the high Z-stereoselectivity is attributed to the generation of a crucial furan intermediate in the process. Moreover, the source of carbonyl oxygen was water and was demonstrated through a series of controlled experiments. The protocol possesses several notable features: metal-free and oxidant-free conditions, broad substrate scope, easy-to-handle nature, and scaled-up operation, which makes the method attractive and full of synthetic potential.

Data availability

All experimental, computational and crystallographic data associated with this study can be found in the article or in the ESI.†

Author contributions

L.-B. Zhang conceived and designed the experiments. H.-R. Li and Y.-A. Ran performed the experiments. S.-F. Ni and Y.-Y. Zhu performed the DFT calculations. M. Li, W. Guo, and L.-R. Wen analyzed the experiments. H.-R. Li and L.-B. Zhang revised the manuscript. All authors have approved the final version of the manuscript.

Conflicts of interest

There are no conflicts to declare.

Acknowledgements

We thank the National Natural Science Foundation of China (21801152) and the Natural Science Foundation of Shandong Province (ZR2019BB005) for financial support. We thank the Youth Innovation Science and Technology Plan of Colleges and Universities in Shandong Province (2021KJ076).

Notes and references

- (a) J. Salva and D. J. Faulkner, *J. Org. Chem.*, 1990, **55**, 1941–1943; (b) J. S. Webb, D. B. Cosulich, J. H. Mowat, J. B. Patrick, R. W. Broschard, W. E. Meyer, R. P. Williams, C. F. Wolf, W. Fulmor, C. Pidacks and J. E. Lancaster, *J. Am. Chem. Soc.*, 1962, **84**, 3185–3187; (c) P. Bollinger and T. Zardin-Tartaglia, *Helv. Chim. Acta*, 1976, **59**, 1809–1820; (d) K. K. Chexal, C. Tamm, J. Clardy and K. Hirotsu, *Helv. Chim. Acta*, 1979, **62**, 1129–1142.
- (a) C. R. Bauer and R. E. Lutz, *J. Am. Chem. Soc.*, 1953, **75**, 5997–6002; (b) H. Surya Prakash Rao and S. Jothilingam, *Tetrahedron Lett.*, 2001, **42**, 6595–6597; (c) H. Surya Prakash Rao and S. Jothilingam, *J. Org. Chem.*, 2003, **68**, 5392–5394; (d) J. Lu, D. M. Ho, N. J. Vogelaar, C. M. Kraml, S. Bernhard, N. Byrne, L. R. Kim and R. A. Pascal, *J. Am. Chem. Soc.*, 2006, **128**, 17043–17050; (e) G. Yin, Z. Wang, A. Chen, M. Gao, A. Wu and Y. Pan, *J. Org. Chem.*, 2008, **73**, 3377–3383; (f) V. Rajeshkumar, C. Neelamegam, L. John and S. Anandan, *ChemistrySelect*, 2018, **3**, 11606–11609.
- (a) Y. Wang, H. Li, Y.-Q. Wang, Y. Liu, B. M. Foxman and L. Deng, *J. Am. Chem. Soc.*, 2007, **129**, 6364–6365; (b) W.-M. Shu, Y. Yang, D.-X. Zhang, L.-M. Wu, Y.-P. Zhu, G.-D. Yin and A.-X. Wu, *Org. Lett.*, 2013, **15**, 456–459; (c) W. Zhou, X. Su, M. Tao, C. Zhu, Q. Zhao and J. Zhang, *Angew. Chem., Int. Ed.*, 2015, **54**, 14853–14857; (d) X. Dou, Y. Lu and T. Hayashi, *Angew. Chem., Int. Ed.*, 2016, **55**, 6739–6743.
- (a) X.-Y. Lu, G. Zhu and S. Ma, *Chin. J. Chem.*, 1993, **11**, 267–271; (b) J. Q. Yu and E. J. Corey, *J. Am. Chem. Soc.*, 2003, **125**, 3232–3233; (c) B. Crone and S. F. Kirsch, *Chem. Commun.*, 2006, 764–766; (d) D.-J. Dong, H.-H. Li and S.-K. Tian, *J. Am. Chem. Soc.*, 2010, **132**, 5018–5020; (e) K. Xu, Y. Fang, Z. Yan, Z. Zha and Z. Wang, *Org. Lett.*, 2013, **15**, 2148–2151; (f) C. Sämann, M. A. Schade, S. Yamada and P. Knochel, *Angew. Chem., Int. Ed.*, 2013, **52**, 9495–9499; (g) Y. He, Z. Zheng, Q. Liu, G. Song, N. Sun and X. Chai, *J. Org. Chem.*, 2018, **83**, 12514–12526.
- (a) W. Baratta, A. D. Zotto and P. Rigo, *Chem. Commun.*, 1997, 2163–2164; (b) A. Del Zotto, W. Baratta, G. Verardo and P. Rigo, *Eur. J. Org. Chem.*, 2000, **2000**, 2795–2801; (c) K. A. Runcie and R. J. K. Taylor, *Chem. Commun.*, 2002, 974–975; (d) C. Asta, J. Conrad, S. Mika and U. Beifuss, *Green Chem.*, 2011, **13**, 3066–3069; (e) M. Nandakumar, R. Sivasakthikumar and A. K. Mohanakrishnan, *Eur. J. Org. Chem.*, 2012, **2012**, 3647–3657; (f) M. Duy Vu, W.-L. Leng, H.-C. Hsu and X.-W. Liu, *Asian J. Org. Chem.*, 2019, **8**, 93–96; (g) C. Ye, B.-G. Cai, J. Lu, X. Cheng, L. Li, Z.-W. Pan and J. Xuan, *J. Org. Chem.*, 2021, **86**, 1012–1022.
- (a) J. D. Neuhaus, A. Bauer, A. Pinto and N. Maulide, *Angew. Chem., Int. Ed.*, 2018, **57**, 16215–16218; (b) X. Y. Wang, W.-Y. Tong, B. Huang, S. Cao, Y. L. Li, J. C. Jiao, H. Huang, Q. Yi, S. L. Qu and X. Wang, *J. Am. Chem. Soc.*, 2022, **144**, 4952–4965; (c) A. Sharma, P. Jamwal and R. Gurubrahmam, *Org. Lett.*, 2023, **25**, 7236–7241.
- (a) Y. Jiang, K. Xu and C. Zeng, *Chem. Rev.*, 2018, **118**, 4485–4540; (b) L. F. T. Novaes, J. Liu, Y. Shen, L. Lu, J. M. Meinhardt and S. Lin, *Chem. Soc. Rev.*, 2021, **50**, 7941–8002; (c) C. Ma, P. Fang, Z.-R. Liu, S.-S. Xu, K. Xu, X. Cheng, A. Lei, H.-C. Xu, C. Zeng and T.-S. Mei, *Sci. Bull.*, 2021, **66**, 2412–2429; (d) Y. Yuan, J. Yang and A. Lei, *Chem. Soc. Rev.*, 2021, **50**, 10058–10086; (e) X. Cheng, A. Lei, T.-S. Mei, H.-C. Xu, K. Xu and C. Zeng, *CCS Chem.*, 2022, **4**, 1120–1152; (f) S. J. Harwood, M. D. Palkowitz, C. N. Gannett, P. Perez, Z. Yao, L. J. Sun, H. D. Abruña, S. L. Anderson and P. S. Baran, *Science*, 2022, **375**, 745–752;



- (g) Y. F. Li, L. R. Wen and W. S. Guo, *Chem. Soc. Rev.*, 2023, **52**, 1168–1188.
- 8 (a) S. Gnaim, A. Bauer, H.-J. Zhang, L. Chen, C. Gannett, C. A. Malapit, D. E. Hill, D. Vogt, T. Tang, R. A. Daley, W. Hao, R. Zeng, M. Quertenmont, W. D. Beck, E. Kandahari, J. C. Vantourout, P.-G. Echeverria, H. D. Abruna, D. G. Blackmond, S. D. Minter, S. E. Reisman, M. S. Sigman and P. S. Baran, *Nature*, 2022, **605**, 687–695; (b) L.-H. Jie, B. Guo, J. Song and H.-C. Xu, *J. Am. Chem. Soc.*, 2022, **144**, 2343–2350; (c) D. F. Yang, Z. P. Guan, Y. N. Peng, S. X. Zhu, P. J. Wang, Z. L. Huang, H. Alhumade, D. Gu, H. Yi and A. Lei, *Nat. Commun.*, 2023, **14**, 1476–1484; (d) Y.-F. Tan, D. Yang, Y.-H. Yang, J.-F. Lv, L.-X. Zong, Z. Guan and Y.-H. He, *Green Chem.*, 2023, **25**, 9388–9393; (e) T. von Münchow, S. Dana, Y. Xu, B. Yuan and L. Ackermann, *Science*, 2023, **379**, 1036–1042; (f) Y. W. Liu, P. F. Li, Y. W. Wang and Y. Qiu, *Angew. Chem., Int. Ed.*, 2023, e202306679.
- 9 (a) L. X. Lu, Y. Wang, W. Zhang, W. Zhang, K. A. See and S. Lin, *J. Am. Chem. Soc.*, 2023, **145**, 22298–22304; (b) F. Liu, W. J. Ding, J. C. Lin and X. Cheng, *Org. Lett.*, 2023, **25**, 7617–7621; (c) Y. Gao, B. Zhang, J. He and P. S. Baran, *J. Am. Chem. Soc.*, 2023, **145**, 11518–11523; (d) Y. Hioki, M. Costantini, J. Griffin, K. C. Harper, M. P. Merini, B. Nissl, Y. Kawamata and P. S. Baran, *Science*, 2023, **380**, 81–87.
- 10 (a) Z.-C. Wang, R.-T. Li, Q. Ma, J.-Y. Chen, S.-F. Ni, M. Li, L.-R. Wen and L.-B. Zhang, *Green Chem.*, 2021, **23**, 9515–9522; (b) Z.-H. Fu, H.-D. Tian, S.-F. Ni, J. S. Wright, M. Li, L.-R. Wen and L.-B. Zhang, *Green Chem.*, 2022, **24**, 4772–4777; (c) H.-D. Tian, Z.-H. Fu, C. Li, H.-C. Lin, M. Li, S.-F. Ni, L.-R. Wen and L.-B. Zhang, *Org. Lett.*, 2022, **24**, 9322–9326; (d) M.-Q. Ping, M.-Z. Guo, R.-T. Li, Z.-C. Wang, C. Ma, L.-R. Wen, S.-F. Ni, W.-S. Guo, M. Li and L.-B. Zhang, *Org. Lett.*, 2022, **24**, 7410–7415; (e) R.-T. Li, D.-F. Yuan, M.-Q. Ping, Y.-Y. Zhu, S.-F. Ni, M. Li, L.-R. Wen and L.-B. Zhang, *Chem. Sci.*, 2022, **13**, 9940–9946; (f) C. Li, Z. Chen, X.-Y. Guo, L.-R. Wen, M. Li and L.-B. Zhang, *Chem. Commun.*, 2023, **59**, 12164–12167; (g) Z. Chen, C. Li, K. Liu, L.-R. Wen, M. Li and L.-B. Zhang, *Org. Chem. Front.*, 2024, **11**, 477–483; (h) M.-Z. Guo, M.-J. Mou, Z. Chen, S.-F. Ni, M. Li, L.-R. Wen and L.-B. Zhang, *Chin. J. Chem.*, 2024, **42**, 585–591.

