

Cite this: *Chem. Sci.*, 2024, 15, 16715 All publication charges for this article have been paid for by the Royal Society of Chemistry

Mori generalized master equations offer an efficient route to predict and interpret polaron transport†

Srijan Bhattacharyya, Thomas Sayer and Andrés Montoya-Castillo *

Predicting how a material's microscopic structure and dynamics determine its transport properties remains a fundamental challenge. To alleviate this task's often prohibitive computational expense, we propose a Mori-based generalized quantum master equation (GQME) to predict the frequency-resolved conductivity of small-polaron forming systems described by the dispersive Holstein model. Unlike previous GQME-based approaches to transport that scale with the system size and only give access to the DC conductivity, our method requires only one calculation and yields both the DC and AC mobilities. We further show how to easily augment our GQME with numerically accessible derivatives of the current to increase computational efficiency, collectively offering computational cost reductions of up to 90%, depending on the transport regime. Finally, we leverage our exact simulations to demonstrate the limited applicability of the celebrated and widely invoked Drude–Smith model in small-polaron forming systems. We instead introduce a cumulant-based analysis of experimentally accessible frequency data to infer the microscopic Hamiltonian parameters. This approach promises to provide valuable insights into material properties and facilitate guided design by linking macroscopic terahertz measurements to the microscopic details of small polaron-forming systems.

Received 14th May 2024
Accepted 9th September 2024

DOI: 10.1039/d4sc03144j

rsc.li/chemical-science

Introduction

Prediction of a material's intrinsic charge transport rate is a fundamental goal of theoretical chemistry and materials science, with a direct impact on energy and electronics research.^{1,2} While an atomistically faithful (twin) model of materials encodes all desired response coefficients, solving the requisite quantum statistical dynamics of such constructions is infeasible in all but the smallest, homogeneous systems. Instead, a minimal but physically motivated model that discards unimportant degrees of freedom, fluctuations, and couplings has become the standard tool for calculating quantities like the macroscopic transport coefficient. This is the source of the celebrated spin-boson,^{3,4} Holstein,^{5,6} Anderson,⁷ and Hubbard^{8,9} models, which have been critical in understanding processes ranging from charge transfer reactions in solution^{10,11} to conductivity in polymers^{12,13} and through nanojunctions,^{14–16} and even magnetism^{17,18} and superconductivity.^{19,20} After this ‘downfolding’ of atomistic complexity, one needs to solve for the dynamics of a sufficiently large model over appropriately long times to enable extraction of macroscopic observables free from finite-size artifacts. Yet, this is generally

difficult or even computationally impossible with the available resources. What is more, to unlock general, microscopic insight from the dynamics of the model, one needs a physically transparent interpretation of its defining parameters and how these ultimately determine experimental observables.

Even when one knows how to map an atomistic system to a physically transparent model, its large, potentially infinite-dimensional Hilbert space makes solving its quantum dynamics a significant challenge. For example, recent work using the Holstein model to understand transport properties in covalent organic frameworks resorted to employing a finite vibrational basis in order to afford their targeted system size.²¹ Alternatively, an exact, systematically adjustable, and often advantageous solution is to employ projection operator techniques^{22,23} to reduce the dimensionality and predict only the evolution of particular observables of interest, $\mathcal{C}(t)$. While performing a projection sacrifices access to arbitrary observables of the full system, one gains a low-dimensional framework to predict the dynamics of the observables of interest *via* the Mori–Nakajima–Zwanzig (MNZ) equation^{24–26}

$$\dot{\mathcal{C}}(t) = \dot{\mathcal{C}}(0)\mathcal{C}(t) - \int_0^t ds \mathcal{K}(s)\mathcal{C}(t-s) + \mathcal{I}(t). \quad (1)$$

In this generalized quantum master equation (GQME), the evolution of the projected variables in $\mathcal{C}(t)$ requires knowledge of the inhomogeneous term, $\mathcal{I}(t)$ —which can be removed *via*

Department of Chemistry, University of Colorado Boulder, Boulder, CO 80309, USA.
E-mail: Andres.MontoyaCastillo@colorado.edu

† Electronic supplementary information (ESI) available. See DOI: <https://doi.org/10.1039/d4sc03144j>

the proper choice of a projection operator and is zero for us—and the memory kernel, $\mathcal{K}(t < \tau_K)$, where τ_K is the time after which $\mathcal{K}(t) = 0$. By writing the projected dynamics in terms of this memory kernel, both the complex (non-Markovian) short-time behavior and the detailed balance of the long-time populations can be captured using only short-time data. A recent example of this principle is the computation of mean first passage times in the folding of large biomolecules, where only 25 ps of reference simulation data contain the information needed to model events over tens of μs , *i.e.*, three orders of magnitude longer.²⁷ This also shows that the GQME is a reformulation of the dynamics problem that shifts the target of dynamical computation to the memory kernel and, as such, is compatible with any dynamical method the user may wish to adopt,^{27–29} including approximate techniques such as surface-hopping^{30–32} and Ehrenfest dynamics.^{33,34} Yet, the cost savings of this dimensionality reduction procedure rely upon a separation of timescales between the variables of interest and those whose dynamics one does not explicitly track. Indeed, the memory kernel remains as long-lived as the slowest variables excluded from the projected space. It is thus crucial to put all the slowest degrees of freedom in the projected space, even if they are not required for the final calculation of, say, a transport coefficient.

At the practical level, the choice of the projection operator has significant consequences on computational feasibility. This is because constructing $\mathcal{K}(t)$, a dynamical $N \times N$ matrix, typically requires at least N distinct simulations. For example, previous work pursued a nonequilibrium strategy of projecting onto the populations of localized electronic states to calculate polaronic transport coefficients along a model one-dimensional chain.³⁵ This GQME formally scales with the number of sites, N .³⁶ Here, we pursue a different strategy *via* the Kubo formula that relates a material's frequency-resolved conductivity to the equilibrium fluctuations of the current. This relation suggests adopting a Mori-type projection operator²⁶ with the current operator as the only observable of interest. A remarkable consequence of this choice is that *one needs only one equilibrium calculation to construct the GQME, making the method's scaling independent of system size*. Our work shows that this strategy offers a compact and efficient route to encode the current response and frequency-resolved conductivity.

Why has it taken until now to bridge the Kubo formalism with Mori–Zwanzig theory for electrical conductivity predictions in polaron-forming materials? While path integral simulations on the ground electronic state have become mainstream,^{37–43} calculating equilibrium time correlation functions of quantum mechanical systems with nonadiabatic effects remains a fundamental challenge. The challenge can be broken down into two problems. The first centers on obtaining a sufficiently accurate representation of the correlated canonical density of the system, and the second lies in generating the subsequent dynamics. A variety of schemes have emerged to tackle these problems, including path integrals,^{44–47} semiclassics,^{48–51} and density matrix renormalization group.^{52–54} We exploit recent algorithmic advances^{55,56} that have enabled the calculation of these correlation functions using the hierarchical equations of motion (HEOM).⁵⁷

The benefits of using the current as the sole projected quantity surpass merely practical considerations. Although non-equilibrium approaches, like population relaxation, are popular and can offer a view of the full relaxation to equilibrium,^{35,58} they are limited to the zero frequency component of the transport coefficient (*i.e.*, the DC mobility). In contrast, the current autocorrelation function, C_{JJ} , encodes the full dynamical conductivity,

$$\text{Re}\sigma(\omega) = \frac{1 - e^{-\beta\hbar\omega}}{2\omega V} \int_{-\infty}^{\infty} dt e^{-i\omega t} C_{JJ}(t) \quad (2)$$

$$\sigma(\omega) = \frac{\beta}{V} \int_0^{\infty} dt e^{-i\omega t} C_{JJ}^{\text{Kubo}}(t), \quad (3)$$

encompassing the system's response to static and alternating fields. Here, $C_{JJ}^{\text{Kubo}}(t)$ is the Kubo-transformed correlation function,⁵⁹ $\beta = [k_B T]^{-1}$ is the inverse thermal energy, and V is the volume. Furthermore, the structure of the correlation function itself is of fundamental importance as it facilitates the interpretation of the underlying transport mechanism. For example, the phenomenological Drude–Smith model⁶⁰ is commonly used to map the experimentally measurable conductivity, $\sigma(\omega)$, onto a mean collision time, τ , and the strength of those collisions, c . In this way, the two-parameter Drude–Smith fit is thought to capture much of the behavior observed in experimental terahertz spectra.^{61–65}

To investigate the advantages of the Mori approach, we employ HEOM to generate numerically exact dynamics of a physically transparent model of polaron formation and transport: the dispersive Holstein Hamiltonian. With our C_{JJ} simulations, which determine $\sigma(\omega)$, we also test the applicability of the Drude–Smith model to small polaron-forming materials and find that it does not offer a satisfying fit. As an alternative, we introduce a frequency-space analysis that reveals a simple relationship between the cumulants of memory function and the parameters of the Hamiltonian that generated it, offering a route to map experimental results directly onto a microscopic Hamiltonian. While we focus on exact quantum dynamics as a means to illustrate our approach for predicting and elucidating polaron transport, our findings are broadly applicable and stand to benefit the calculation of general transport coefficients and systems, whether using quantum or classical dynamics, including *ab initio* molecular dynamics.

Theory and method

The Holstein Hamiltonian has been extensively used to predict transport in materials spanning organic crystals and polymers,^{13,66,67} covalent organic frameworks,⁶⁸ and nanomaterials.⁶⁹ It describes carriers (excitons, electrons, or holes) that move on a lattice of N sites and interact locally with their nuclear environment to form a small polaron consisting of the original electronic excitation and the material deformation it causes in its immediate environment. While the classic Holstein model assumes localized coupling to a single optical phonon mode,^{5,6,70} we focus on the dispersive Holstein model, which couples to a continuum of phonon modes of varying frequencies



and more faithfully describes organic crystals and disordered polymers.^{71,72} To connect with previous studies focusing on transport in organic semiconductors,^{13,35,58,73} we adopt the dilute limit (one electron or hole) in a homogeneous lattice with degenerate lattice sites and only nearest-neighbor hopping, $v = 50 \text{ cm}^{-1}$, at a temperature of 300 K. We investigate the behavior that the model displays as one varies the strength of carrier-lattice coupling (encoded by the reorganization energy, η) and the characteristic speed at which the local lattice relaxes, encoded by frequency ω_c . For additional details, see the ESI†

Our Mori-type projector focuses on the current operator, \hat{J} , yielding a GQME for the current autocorrelation function (see the ESI†) in the Kubo formula, eqn (2),

$$C_{JJ}(t) = \frac{1}{Z} \text{Tr} \left[e^{-\beta \hat{H}} \hat{J} e^{i\mathcal{H}t} \hat{J} \right], \quad (4)$$

where $Z = \text{Tr}[e^{-\beta \hat{H}}]$ is the partition function of the full system. The current operator,

$$\hat{J} = -id \sum_{\langle mn \rangle} v_{mn} (\hat{a}_m^\dagger \hat{a}_n - \hat{a}_n^\dagger \hat{a}_m), \quad (5)$$

is exclusively an electronic operator and thus accessible from a solver like HEOM. Although \hat{J} sums over hopping terms connecting neighboring sites $\langle mn \rangle$ spaced $d = 5 \text{ \AA}$ apart, the resulting correlation matrix, $C(t)$, is of size 1×1 . This means that the GQME requires only a single initial condition for its construction and hence does not scale with system size. The complicating factor is the correlated initial condition, $e^{-\beta \hat{H}}/Z$. To calculate the equilibrium correlation function,⁷³ one performs an ‘equilibration’ HEOM calculation starting from an arbitrary condition⁷⁴ and converges the auxiliary density matrices to their equilibrium values; one then multiplies the current operator, \hat{J} , to generate a new initial condition, $\tilde{\rho}_0 \equiv e^{-\beta \hat{H}} \hat{J}$, that one can then evolve and use to measure \hat{J} at time t . See the ESI† for computational details. Despite requiring this equilibration step, we show that the protocol offers efficiency gains.

Results

We illustrate the performance of the Mori-type GQME for a dispersive Holstein ring. To compare fairly across methods, we converge each protocol to the macroscopic size limit with the same parameters $\eta/v = 6.26$, $\omega_c/v = 0.82$, which we choose to align with previous work on organic semiconductors.^{58,73} Fig. 1 shows the size dependence of the DC mobility given by

$$\mu = V \lim_{\omega \rightarrow 0} \sigma(\omega). \quad (6)$$

For this parameter regime, the Mori GQME requires only $N = 6$ sites compared to $N = 18$ and $N = 28$ for the population-based methods shown below, consistent with our previous findings.⁵⁸

Fig. 2-left displays the real and imaginary parts of the current autocorrelation function. Although, graphically, $C_{JJ} \rightarrow 0$ within 150 fs, Fig. 2-right shows that convergence of μ to three significant figures takes 269 fs, almost twice as long. Fig. 2-middle illustrates the memory kernel associated with these

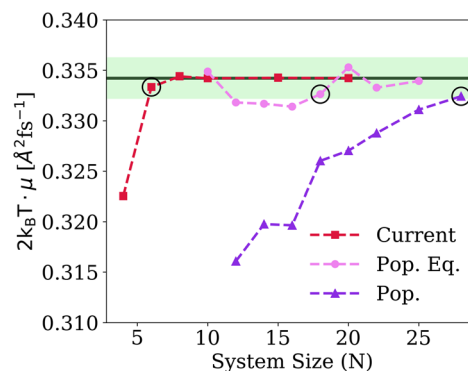


Fig. 1 Convergence of μ with system size for the three methods considered and $\eta/v = 6.26$ and $\omega_c/v = 0.82$. We take the converged value to be given by the current-based Mori GQME for $N = 20$, and allow ± 0.002 precision error (green shaded region). We mark the point where each method enters—and stays within—this region with circles. The population methods have no data for low N since finite size effects preclude a plateau in $d\text{MSD}(t)/dt$ used to identify diffusive motion (see ref. 58 for a full discussion).

dynamics. The inset of Fig. 2-right shows μ obtained from the dynamics generated from \mathcal{K}_{JJ} truncated at time τ , demonstrating that μ can be computed with only $\tau_K = 235$ fs of data, slightly reducing the cost of the simulation: that is, one needs only $235/269 = 87\%$ of the original simulation time.

Since the computational saving is a property of the system parameters, we quantify the effort reductions over a grid of 20 different instances of the model parameters in Fig. 3-left. The dark portion of Fig. 3-left shows the region with $\tau_K/t_{\text{eq}} > 0.85$, where the brute force calculation and the Mori GQME incur comparable computational costs; the parameters we used in Fig. 2 lie in this region. The light blue region, where $0.66 < \tau_K/t_{\text{eq}} \leq 0.85$, offers modest computational savings. The light green region has $\tau_K/t_{\text{eq}} \sim 0.1$ in many places, enabling significant savings with an order-of-magnitude reduction in the required effort. See the ESI† for the current correlation functions, memory kernels, and conductance of the dispersive Holstein model over the parameter space. Hence, the GQME truncation offers maximal efficiency gains when a material displays relatively low charge-lattice coupling (small η) and fast decorrelating environments (large ω_c). Still, the Mori-type approach can yield additional routes to efficiency, to which we now turn.

To investigate if one can obtain even greater efficiency gains, we adopt the strategy of including derivatives of the observable in the projector.^{26,75,76} While HEOM is unable to sample the current's time derivative explicitly owing to the presence of bath operators, our $C(t)$ has sufficient temporal resolution to use its numerical time derivatives to augment the projector (see the ESI†). The results, displayed in Fig. 3-right, are surprising. It is indeed possible to decrease the lifetime of the memory kernel required to predict the transport coefficient *via* C_{JJ} by simply augmenting the projector with derivatives of the motion, but only for particular combinations of the Hamiltonian parameters. Over large regions of the parameter space, such as where η is large, there is no advantage. However, when $\omega_c \approx \eta$ we obtain



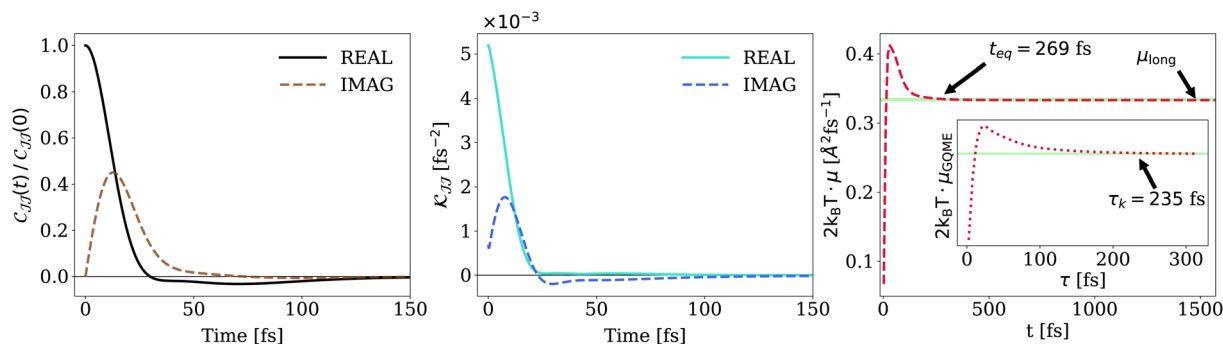


Fig. 2 Dispersive Holstein simulations for $\eta/V = 6.26$ and $\omega_c/V = 0.82$. Left: $C_{JJ}(t)$ converges to zero, as expected in dissipative systems. Middle: memory kernel for $C_{JJ}(t)$. Right: convergence of μ as a function of the integral limit in eqn (6). C_{JJ} takes $t_{eq} = 269$ fs to reach ± 0.002 of the long-time value. The green shaded region is the same as in Fig. 1. Inset: convergence of the GQME estimate of μ_{long} with respect to the cutoff time τ . We find $\tau_K = 235$ fs $< t_{eq}$.

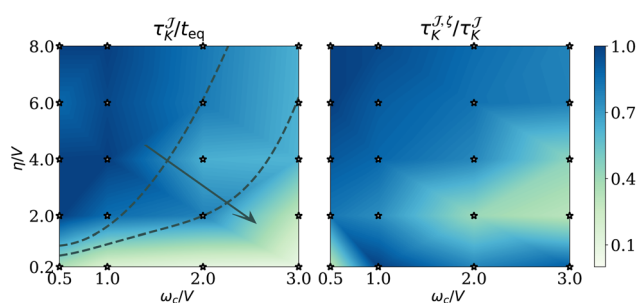


Fig. 3 Cost reduction from the current and augmented GQMEs for the dispersive Holstein model. Left: heat map of the ratio τ_K^J/t_{eq} , i.e., the MNZ saving factor with the current-based projector, for 20 different parameter regimes of our dispersive Holstein model, each denoted by a star. Dashed lines are guides to the eye showing regions of no (dark blue), minor (light blue), and large (light green) improvement; the arrow shows the direction of increasing efficacy. Right: ratio of the cutoff time when the projector is augmented to contain $\xi \equiv J$ to just τ_K^J . t_{eq} , τ_K^J and τ_K^J, ξ are all computed as reaching a $\pm 1\%$ error of μ_{long} .

a $\sim 70\%$ reduction in cost. To our knowledge, this parameter-dependent benefit has not previously been reported and represents a simple and parsimonious way to potentially further reduce the computational effort required to capture equilibrium time correlation functions.

We are now in a position to contextualize the results from the Mori approach in terms of the advantages offered by the nonequilibrium population-based GQME. Unlike the population-based GQME, which generally requires more simulations to construct its memory kernel, our Mori GQME requires only one, and converges significantly faster with system size, as Fig. 1 demonstrates. However, the population-based GQME may still offer a competitive advantage if its memory kernel lifetime, τ_K , is sufficiently short. To test this, we consider two different population-based initializations: one corresponding to an instantaneous Franck-Condon excitation and the other to a Marcus-like description of equilibrium charge transfer. Note that the generation of the Marcus-like initial condition in HEOM requires a pre-production simulation (see the ESI†). Table 1 summarizes the results.

The computational savings of the Mori GQME are vast: it is more than 20 times cheaper than the pre-equilibrated population-based method, and over two orders of magnitude for the non-equilibrated alternative. What is most impressive is that these are the savings one would obtain for the set of parameters investigated in Fig. 2, which lead to the smallest efficiency gains. For this parameter regime, the computational saving arises mainly due to the single entry in the projector, and not from the reduction in cost due to the memory kernel method. Hence, especially in systems with static disorder that require N simulations for the parameterization of the population-based GQME, the Mori GQME stands to yield significant efficiency gains, particularly for systems with small reorganization energies dominated by charge coupling to high-frequency, optical phonon modes.

Drude-Smith equation and backmapping

Beyond efficiency gains, our approach also yields accurate current autocorrelation functions, which we now employ to analyze the applicability of the frequently invoked phenomenological Drude and Drude-Smith theories. Fig. 2 shows that the real part of C_{JJ} becomes negative. This behavior does not arise in the charge transport of normal metals, where the dynamics is well-described by a decaying exponential⁷⁷ with $k_{\text{Drude}} = 1/\tau$ before the onset of interband transitions. Describing this negative region, or ‘cage effect’, necessitates a functional form more complex than a simple exponential. The Smith reformulation of this process assigns these additional terms to Poisson distributed collisions (characterized by constant τ) of the charge carriers with their lattice ions.⁶⁰ The coefficients c_n of these terms represent what fraction of the initial velocity is retained after the n th collision. The Fourier transform of this current autocorrelation function, i.e., the conductivity in eqn (2), then takes the form⁶⁰

$$\sigma(\omega) = \frac{\tau}{1 - i\omega\tau} \left[1 + \sum_{n=1}^{\infty} \frac{c_n}{(1 - i\omega\tau)^n} \right]. \quad (7)$$



Table 1 Computational cost for the three different routes to calculate μ for $\eta/\nu = 6.26$ and $\omega_c/\nu = 0.82$. (1) The number of sites required to converge μ (see Fig. 1). (2) The total core time is $n_{\text{job}} \times t_{\text{job}} \times n_{\text{core}}$, where $n_{\text{job}} = N$ for the first two methods, but only 1 for 'current'. (3) Time required for the pre-production step; for the 'pop. eq.' method this time is independent of N , but increases with N for 'current'

Method	$N^{(1)}$	Sim. time [fs]			t_{job} [hours]	n_{core}	$t_{\text{tot}}^{(2)}$ [days]	Mem. [GB]
		Pre ⁽³⁾	Prod.	τ_K				
Pop.	28	—	3288	981	1.85	64	137.3	4.73
Pop. eq.	18	775	1081	655	0.42	64	20.14	2.14
Current	6	725	269	235	0.30	64	0.82	1.39

The standard approximation truncates the sum at the first term, with $-1 \leq c \leq 0$, which has been shown to describe experimental data well over the limited frequency range that is normally accessible.^{61–64} How well does it capture our exact response over the full dynamical range?

To perform this analysis, we consider how to connect the Drude–Smith analysis to our quantum mechanically exact response. The quantum mechanical C_{JJ} is complex and gives the transport coefficient *via* the linear response relation, eqn (2), but the Drude and Drude–Smith expressions consider only classical and real current autocorrelation functions. Thus, to compare to eqn (7), we replace the classical function with the Kubo-transformed correlation function, C_{JJ}^{Kubo} , which displays the same symmetries as classical correlation functions (*i.e.*, it is real and symmetric about t)^{42,59} and is used to derive the harmonic correction factor to approximate quantum correlation functions by using their classical counterparts.^{78,79}

We can now assess the applicability of a Drude–Smith decomposition of our $C_{JJ}^{\text{Kubo}}(t)$. Performing the inverse transform to eqn (7) truncated at $n = 1$ yields⁸⁰

$$C_{JJ}^{\text{Kubo}}(t)/C_{JJ}^{\text{Kubo}}(0) = (1 + ck_{\text{Drude}}t)e^{-k_{\text{Drude}}t}. \quad (8)$$

Focusing first on $\eta/\nu = 2$ and $\omega_c/\nu = 1$, Fig. 4 shows that the form of eqn (8) cannot capture the qualitative shape of $C_{JJ}^{\text{Kubo}}(t)$, missing the curvature near $t = 0$. This functional form can correctly capture the long-time decay for some parameter regimes but not for this example, remaining above zero for too long. Finally, although the depth of the negative well is reasonable, the position of its minimum is incorrect. This qualitative description of the mismatch applies across the parameter space, even as the negative region becomes less pronounced.

This is not unexpected since the Drude–Smith form implies the memory kernel decays as a single exponential (see the ESI†). Fig. 5(a) and (b) show that the normalized real part $\tilde{K}(\omega) = \text{Re}[K^{\text{Kubo}}(\omega)]/\text{Re}[\int d\omega K^{\text{Kubo}}(\omega)]$ is a complicated function of frequency. Here, the simplest curve shown ($\eta/\nu = 2$ and $\omega_c/\nu = 3$) has an approximately Gaussian shape—not Lorentzian, as expected for a single exponential—and as η increases the distribution becomes broader and more structured. The complexity of these curves shows that prescribing a simple, few-parameter form for the memory kernel is overly optimistic. What is more, even if one obtained a better fit to the Drude–Smith model in eqn (7) by considering $n > 1$, it would be difficult to interpret the coefficients of higher-order collisions in

terms of a microscopic picture of polaron formation and transport.

To go beyond the limitations of the Drude–Smith model, we show that one can infer the parameters of the microscopic Hamiltonian responsible for the measured signal using only the frequency-resolved, complex conductivity, $\sigma(\omega)$ (see ESI Sec. VI†). Working with the Kubo memory kernel, which has equivalent information *via* $K^{\text{Kubo}}(\omega) = 1/C^{\text{Kubo}}(\omega) - i\omega$, we seek a statistical characterization of $\tilde{K}(\omega)$ from the measured data. We get this from its moments, noting that all frequency moments of the response function (which is directly related to the memory kernel) must exist.⁸¹ The n th moment takes the usual form,

$$\langle \omega^n \rangle_K = \int d\omega \omega^n \tilde{K}(\omega). \quad (9)$$

Since we explore a 2D parameter space, we use the mean $\langle \omega \rangle_K$ and variance $\sigma_K^2 = \langle \omega^2 \rangle_K - \langle \omega \rangle_K^2$ to characterize our set of $[\eta/\nu, \omega_c/\nu]$. The contour plots in Fig. 5(c) and (d) show that the first two cumulants have a straightforward, monotonic relationship with the Hamiltonian parameters. Crucially, the dependences of panels (c) and (d) are quantitatively different, which means that together they triangulate the $[\eta/\nu, \omega_c/\nu]$ which give rise to a particular combination $[\langle \omega \rangle_K, \sigma_K^2]$. We illustrate this protocol using the data in Fig. 2, which are not included in the 16-point

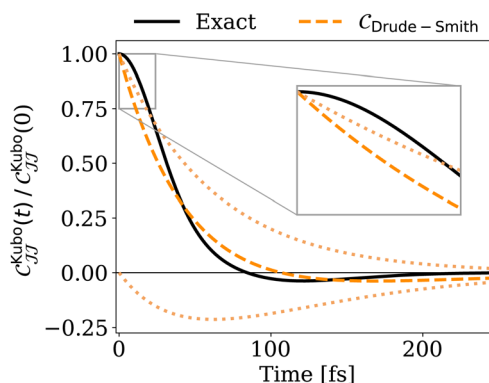


Fig. 4 Drude–Smith fit (orange) to the C_{JJ}^{Kubo} obtained with HEOM (black) for $\eta/\nu = 2.0$ and $\omega_c/\nu = 1.0$. The orange dotted lines are the contributions from the pure exponential and exponential-times-linear 'c term' respectively. The fit gives $c = -0.58$ and $k_{\text{Drude}} = 0.0161 \text{ fs}^{-1}$. Inset: C_{JJ}^{Kubo} at the early time has clear concave curvature which the Drude–Smith form fails to capture.



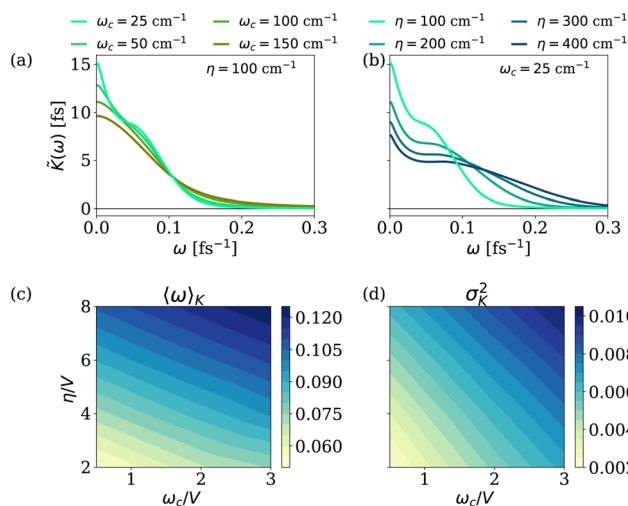


Fig. 5 Characteristic distributions $\mathcal{K}^{\text{Kubo}}(\omega)$ varying (a) bath correlation time ω_c while keeping reorganization energy $\eta = 100 \text{ cm}^{-1}$; (b) reorganization energy η while keeping bath speed $\omega_c = 25 \text{ cm}^{-1}$. How (c) $\langle\omega_K\rangle$ and (d) σ_K^2 vary as a function of Hamiltonian parameters $[\eta/V, \omega_c/V]$.

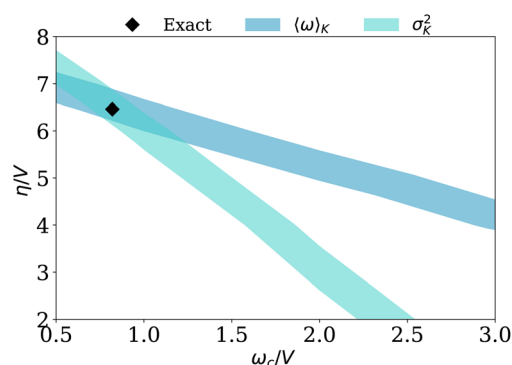


Fig. 6 Demonstration of back-mapping from the memory kernel cumulants to the dispersive Holstein parameters. Blue contour line: predicted using $\langle\omega_K\rangle = 0.096 \text{ fs}^{-1}$ from Fig. 5(c). Green contour line: predicted using $\sigma_K^2 = 0.0057 \text{ fs}^{-2}$ from Fig. 5(d). The intersection of these two contours suggests the location in Hamiltonian parameter space, and the black diamond indicates the exact parameters.

grid in Fig. 5(c) and (d). Fig. 6 successfully extracts the correct location in parameter space using only the first two moments of $\mathcal{K}(\omega)$ computed from the measured $\mathcal{C}(t)$. To characterize a higher dimensional space (for example, as a function of temperature), one would use a simple generalization of this procedure considering higher moments. Therefore, this strategy provides a route to obtain corresponding dispersive Holstein parameters from experimental data, provided sufficient observational range and precision to sample the moments,^{82–84} with recent experiments reaching $\sim 75 \text{ THz}$.^{85,86}

Conclusion

In this paper, we employed a Mori-type GQME approach to determine transport coefficients in polaron-forming systems by

using current as the primary member of the projection operator. Our approach can offer significant computational advantages of up to 90% for regimes dominated by weak charge-lattice couplings and fast-decorrelating lattices (*i.e.*, those dominated by coupling to high-frequency optical phonons). In addition, in contrast to previous GQME-based approaches that project onto the nonequilibrium site population dynamics and scale with the size of the system, our approach requires only one calculation to build the GQME, rendering the construction of the memory kernel independent of system size. In addition to using numerically exact methods to obtain the memory kernels, one can also use the Mori-type GQME as a starting point for approximate treatments, including perturbation theory. Furthermore, we introduced a simple protocol to incorporate derivatives of current into the projection operator, leading to additional computational savings that vary across parameter space.

While we showcased the advantages of this methodology through quantum dynamics simulations of electronic transport in a 1-dimensional periodic Holstein chain, the Mori approach for capturing transport phenomena can be applied to diverse systems and is agnostic to the level of sophistication employed to describe the many-body interactions (physically transparent models, *ab initio*, semiempirical, and empirical) and dynamics (path integrals, semiclassics, and classical dynamics) of the system. What is more, this Mori approach can offer significant computational savings and be easily adapted to a wide range of transport calculations.^{87,88}

Beyond computational benefits, our approach yields valuable insights into the experimental measurements of materials. For example, we demonstrated the inadequacy of fitting the Drude-Smith equation to our theoretically unambiguous dynamics of polaron-forming systems, and introduced a cumulant-based method to map experimentally accessible memory kernels (*via* conductance measurements) to parameters of the dispersive Holstein Hamiltonian. This link enables the interpretation of AC measurements of polaron-forming materials in terms of their underlying Hamiltonian, thereby facilitating material design modifications. While we presented a proof-of-principle example of this backmapping procedure using our theoretical dataset, a comprehensive investigation of back-mapping with experimental data from real materials remains a focus for future research.

Data availability

The data that support the findings of this study are available from the corresponding author upon reasonable request.

Author contributions

S. B. performed the simulations and did the derivations. S. B. and T. S. performed the analysis and wrote the initial draft of the paper. A. M. C. conceptualized and supervised the research and edited the paper.



Conflicts of interest

There are no conflicts to declare.

Acknowledgements

A.M.C. acknowledges the start-up funds from the University of Colorado Boulder for partial support of this research. Acknowledgment is made to the donors of the American Chemical Society Petroleum Research Fund for partial support of this research (No. PRF 66836-DNI6). S. B. acknowledges the John Bailar Memorial Endowment for partial support of the research. We thank Prof. Qiang Shi for sharing his HEOM code with us; Dr Matt Beard for helping us navigate the state-of-the-art terahertz measurements; and Andrew Monaghan for his help in using the Alpine high-performance computing resources at the University of Colorado Boulder. Alpine is jointly funded by the University of Colorado Boulder, the University of Colorado Anschutz, Colorado State University, and the National Science Foundation (award 2201538).

References

- 1 S. Fratini, M. Nikolka, A. Salleo, G. Schweicher and H. Sirringhaus, Charge transport in high-mobility conjugated polymers and molecular semiconductors, *Nat. Mater.*, 2020, **19**, 491–502.
- 2 T. Nematiram, D. Padula, A. Landi and A. Troisi, On the largest possible mobility of molecular semiconductors and how to achieve it, *Adv. Funct. Mater.*, 2020, **30**, 2001906.
- 3 A. J. Leggett, S. Chakravarty, A. T. Dorsey, M. P. Fisher, A. Garg and W. Zwerger, Dynamics of the dissipative two-state system, *Rev. Mod. Phys.*, 1987, **59**, 1.
- 4 U. Weiss, *Quantum Dissipative Systems*, World Scientific, 2012.
- 5 T. Holstein, Studies of polaron motion: Part i. the molecular-crystal model, *Ann. Phys.*, 1959, **8**, 325–342.
- 6 T. Holstein, Studies of polaron motion: Part ii. the “small” polaron, *Ann. Phys.*, 1959, **8**, 343–389.
- 7 P. W. Anderson, Localized magnetic states in metals, *Phys. Rev.*, 1961, **124**, 41.
- 8 J. Hubbard, Electron correlations in narrow energy bands, *Proc. R. Soc. A: Math. Phys. Eng. Sci.*, 1963, **276**, 238–257.
- 9 J. Hubbard, Electron correlations in narrow energy bands. ii. the degenerate band case, *Proc. R. Soc. A: Math. Phys. Eng. Sci.*, 1964, **277**, 237–259.
- 10 J. Bader, R. Kuharski and D. Chandler, Role of nuclear tunneling in aqueous ferrous–ferric electron transfer, *J. Chem. Phys.*, 1990, **93**, 230–236.
- 11 X. Song and R. Marcus, Quantum correction for electron transfer rates. comparison of polarizable versus nonpolarizable descriptions of solvent, *J. Chem. Phys.*, 1993, **99**, 7768–7773.
- 12 R. Ghosh and F. C. Spano, Excitons and polarons in organic materials, *Acc. Chem. Res.*, 2020, **53**, 2201–2211.
- 13 J. H. Fetherolf, D. Golež and T. C. Berkelbach, A unification of the holstein polaron and dynamic disorder pictures of charge transport in organic crystals, *Phys. Rev. X*, 2020, **10**, 021062.
- 14 D. Segal and B. K. Agarwalla, Vibrational heat transport in molecular junctions, *Annu. Rev. Phys. Chem.*, 2016, **67**, 185–209.
- 15 M. Thoss and F. Evers, Perspective: Theory of quantum transport in molecular junctions, *J. Chem. Phys.*, 2018, **148**, 030901.
- 16 F. Evers, R. Korytár, S. Tewari and J. M. Van Ruitenbeek, Advances and challenges in single-molecule electron transport, *Rev. Mod. Phys.*, 2020, **92**, 035001.
- 17 J. Ishizuka and Y. Yanase, Periodic anderson model for magnetism and superconductivity in ut_2 , *Phys. Rev. B*, 2021, **103**, 094504.
- 18 A. Mielke and H. Tasaki, Ferromagnetism in the hubbard model: Examples from models with degenerate single-electron ground states, *Commun. Math. Phys.*, 1993, **158**, 341–371.
- 19 H.-C. Jiang and S. A. Kivelson, Stripe order enhanced superconductivity in the hubbard model, *Proc. Natl. Acad. Sci. U. S. A.*, 2022, **119**, e2109406119.
- 20 B. Nosarzewski, E. Huang, P. M. Dee, I. Esterlis, B. Moritz, S. Kivelson, S. Johnston and T. Devereaux, Superconductivity, charge density waves, and bipolarons in the holstein model, *Phys. Rev. B*, 2021, **103**, 235156.
- 21 R. Ghosh and F. Paesani, Unraveling the effect of defects, domain size, and chemical doping on photophysics and charge transport in covalent organic frameworks, *Chem. Sci.*, 2021, **12**, 8373–8384.
- 22 H. Grabert, *Projection Operator Techniques in Nonequilibrium Statistical Mechanics*, Springer, vol. 95, 2006.
- 23 E. Fick, G. Sauermaun, and W. D. Brewer, *The Quantum Statistics of Dynamic Processes*, Springer, vol. 86, 1990.
- 24 S. Nakajima, On quantum theory of transport phenomena: Steady diffusion, *Prog. Theor. Phys.*, 1958, **20**, 948–959.
- 25 R. Zwanzig, Ensemble method in the theory of irreversibility, *J. Chem. Phys.*, 1960, **33**, 1338–1341.
- 26 H. Mori, Transport, collective motion, and brownian motion, *Prog. Theor. Phys.*, 1965, **33**, 423–455.
- 27 A. J. Dominic III, T. Sayer, S. Cao, T. E. Markland, X. Huang and A. Montoya-Castillo, Building insightful, memory-enriched models to capture long-time biochemical processes from short-time simulations, *Proc. Natl. Acad. Sci. U. S. A.*, 2023, **120**, e2221048120.
- 28 W. C. Pfalzgraff, A. Kelly and T. E. Markland, Nonadiabatic dynamics in atomistic environments: Harnessing quantum-classical theory with generalized quantum master equations, *J. Phys. Chem. Lett.*, 2015, **6**, 4743–4748.
- 29 A. Montoya-Castillo and D. R. Reichman, Approximate but accurate quantum dynamics from the mori formalism: I. nonequilibrium dynamics, *J. Chem. Phys.*, 2016, **144**, 184104.
- 30 S. Giannini, A. Carof and J. Blumberger, Crossover from hopping to band-like charge transport in an organic semiconductor model: Atomistic nonadiabatic molecular dynamics simulation, *J. Phys. Chem. Lett.*, 2018, **9**, 3116–3123.



- 31 A. Carof, S. Giannini and J. Blumberger, How to calculate charge mobility in molecular materials from surface hopping non-adiabatic molecular dynamics—beyond the hopping/band paradigm, *Phys. Chem. Chem. Phys.*, 2019, **21**, 26368–26386.
- 32 S. Roosta, F. Ghalami, M. Elstner and W. Xie, Efficient surface hopping approach for modeling charge transport in organic semiconductors, *J. Chem. Theory Comput.*, 2022, **18**, 1264–1274.
- 33 A. Heck, J. J. Kranz, T. Kubar and M. Elstner, Multi-scale approach to non-adiabatic charge transport in high-mobility organic semiconductors, *J. Chem. Theory Comput.*, 2015, **11**, 5068–5082.
- 34 Z. Xu, Y. Zhou, L. Groß, A. De Sio, C. Y. Yam, C. Lienau, T. Frauenheim and G. Chen, Coherent real-space charge transport across a donor acceptor interface mediated by vibronic couplings, *Nano Lett.*, 2019, **19**, 8630–8637.
- 35 Y. Yan, M. Xu, Y. Liu and Q. Shi, Theoretical study of charge carrier transport in organic molecular crystals using the nakajima-zwanzig-mori generalized master equation, *J. Chem. Phys.*, 2019, **150**, 234101.
- 36 Ref. 35 assumed a homogeneous system, which necessitates only a single simulation by symmetry. This is not generally the case.
- 37 T. E. Markland and M. Ceriotti, Nuclear quantum effects enter the mainstream, *Nat. Rev. Chem.*, 2018, **2**, 0109.
- 38 D. Chandler and P. G. Wolynes, Exploiting the isomorphism between quantum theory and classical statistical mechanics of polyatomic fluids, *J. Chem. Phys.*, 1981, **74**, 4078–4095.
- 39 J. Cao and G. A. Voth, A new perspective on quantum time correlation functions, *J. Chem. Phys.*, 1993, **99**, 10070–10073.
- 40 M. Parrinello and A. Rahman, Study of an f center in molten kcl, *J. Chem. Phys.*, 1984, **80**, 860–867.
- 41 S. Jang and G. A. Voth, A derivation of centroid molecular dynamics and other approximate time evolution methods for path integral centroid variables, *J. Chem. Phys.*, 1999, **111**, 2371–2384.
- 42 I. R. Craig and D. E. Manolopoulos, Quantum statistics and classical mechanics: Real time correlation functions from ring polymer molecular dynamics, *J. Chem. Phys.*, 2004, **121**, 3368–3373.
- 43 J. Cao and G. A. Voth, The formulation of quantum statistical mechanics based on the feynman path centroid density. ii. dynamical properties, *J. Chem. Phys.*, 1994, **100**, 5106–5117.
- 44 J. Shao and N. Makri, Iterative path integral formulation of equilibrium correlation functions for quantum dissipative systems, *J. Chem. Phys.*, 2002, **116**, 507–514.
- 45 Y. Tanimura, Reduced hierarchical equations of motion in real and imaginary time: Correlated initial states and thermodynamic quantities, *J. Chem. Phys.*, 2014, **141**, 044114.
- 46 L. Song and Q. Shi, Calculation of correlated initial state in the hierarchical equations of motion method using an imaginary time path integral approach, *J. Chem. Phys.*, 2015, **143**, 194106.
- 47 A. Montoya-Castillo and D. R. Reichman, Path integral approach to the wigner representation of canonical density operators for discrete systems coupled to harmonic baths, *J. Chem. Phys.*, 2017, **146**, 024107.
- 48 J. Liu and W. H. Miller, Using the thermal gaussian approximation for the boltzmann operator in semiclassical initial value time correlation functions, *J. Chem. Phys.*, 2006, **125**, 224104.
- 49 Q. Shi and E. Geva, Semiclassical theory of vibrational energy relaxation in the condensed phase, *J. Phys. Chem. A*, 2003, **107**, 9059–9069.
- 50 J. A. Poulsen, G. Nyman and P. J. Rossky, Practical evaluation of condensed phase quantum correlation functions: A feynman–kleinert variational linearized path integral method, *J. Chem. Phys.*, 2003, **119**, 12179–12193.
- 51 A. Montoya-Castillo and D. R. Reichman, Approximate but accurate quantum dynamics from the mori formalism. ii. equilibrium time correlation functions, *J. Chem. Phys.*, 2017, **146**, 084110.
- 52 T. Barthel, Precise evaluation of thermal response functions by optimized density matrix renormalization group schemes, *New J. Phys.*, 2013, **15**, 073010.
- 53 C. Karrasch, D. Kennes and F. Heidrich-Meisner, Spin and thermal conductivity of quantum spin chains and ladders, *Phys. Rev. B*, 2015, **91**, 115130.
- 54 C. Karrasch, J. Bardarson and J. Moore, Reducing the numerical effort of finite-temperature density matrix renormalization group calculations, *New J. Phys.*, 2013, **15**, 083031.
- 55 Q. Shi, L. Chen, G. Nan, R.-X. Xu and Y. Yan, Efficient hierarchical liouville space propagator to quantum dissipative dynamics, *J. Chem. Phys.*, 2009, **130**, 084105.
- 56 K. Song, S. Bai and Q. Shi, A time domain two-particle approximation to calculate the absorption and circular dichroism line shapes of molecular aggregates, *J. Chem. Phys.*, 2015, **143**, 064109.
- 57 Y. Tanimura and R. Kubo, Time evolution of a quantum system in contact with a nearly gaussian-markoffian noise bath, *J. Phys. Soc. Jpn.*, 1989, **58**, 101–114.
- 58 S. Bhattacharyya, T. Sayer and A. Montoya-Castillo, Anomalous transport of small polarons arises from transient lattice relaxation or immovable boundaries, *J. Phys. Chem. Lett.*, 2024, **15**, 1382–1389.
- 59 R. Kubo, M. Toda, and N. Hashitsume, “Statistical mechanics of linear response,” *Statistical Physics II: Nonequilibrium Statistical Mechanics*, 1991, pp, 146–202.
- 60 N. Smith, Classical generalization of the drude formula for the optical conductivity, *Phys. Rev. B*, 2001, **64**, 155106.
- 61 G. R. Yettapu, D. Talukdar, S. Sarkar, A. Swarnkar, A. Nag, P. Ghosh and P. Mandal, Terahertz conductivity within colloidal cspbbr3 perovskite nanocrystals: remarkably high carrier mobilities and large diffusion lengths, *Nano Lett.*, 2016, **16**, 4838–4848.
- 62 B. Pattengale, J. Neu, S. Ostresh, G. Hu, J. A. Spies, R. Okabe, G. W. Brudvig and C. A. Schmuttenmaer, metal–organic framework photoconductivity via time-resolved terahertz spectroscopy, *J. Am. Chem. Soc.*, 2019, **141**, 9793–9797.



- 63 K. S. Kumar, G. L. Prajapati, R. Dagar, M. Vagadia, D. S. Rana and M. Tonouchi, Terahertz electrodynamics in transition metal oxides, *Adv. Opt. Mater.*, 2020, **8**, 1900958.
- 64 T. J. Magnanelli, S. Engmann, J. K. Wahlstrand, J. C. Stephenson, L. J. Richter and E. J. Heilweil, Polarization dependence of charge conduction in conjugated polymer films investigated with time-resolved terahertz spectroscopy, *J. Phys. Chem. C*, 2020, **124**, 6993–7006.
- 65 E. Li, J. Wei, T. Zhang, H. Wan, Y. Cheng, J. Xie, H. Li, K. Zhang, J. Xu, J. Hu, *et al.*, Charge carriers localization effect revealed through terahertz spectroscopy of mxene: Ti3C2Tx, *Small*, 2023, 2306200.
- 66 D. L. Cheung and A. Troisi, Modelling charge transport in organic semiconductors: from quantum dynamics to soft matter, *Phys. Chem. Chem. Phys.*, 2008, **10**, 5941–5952.
- 67 F. Ortmann, F. Bechstedt and K. Hannewald, Charge transport in organic crystals: interplay of band transport, hopping and electron–phonon scattering, *New J. Phys.*, 2010, **12**, 023011.
- 68 R. Ghosh and F. Paesani, Topology-mediated enhanced polaron coherence in covalent organic frameworks, *J. Phys. Chem. Lett.*, 2021, **12**, 9442–9448.
- 69 H. Mousavi and H. Rezaei, Electron–phonon interaction in carbon nanotubes, *Mod. Phys. Lett. B*, 2010, **24**, 2947–2954.
- 70 G. D. Mahan, *Many-Particle Physics*, Springer Science & Business Media, 2000.
- 71 T. Nematirani and A. Troisi, Modeling charge transport in high-mobility molecular semiconductors: Balancing electronic structure and quantum dynamics methods with the help of experiments, *J. Chem. Phys.*, 2020, **152**, 190902.
- 72 Y. Yan, L. Song and Q. Shi, Understanding the free energy barrier and multiple timescale dynamics of charge separation in organic photovoltaic cells, *J. Chem. Phys.*, 2018, **148**, 084109.
- 73 L. Song and Q. Shi, A new approach to calculate charge carrier transport mobility in organic molecular crystals from imaginary time path integral simulations, *J. Chem. Phys.*, 2015, **142**, 174103.
- 74 The easiest to construct and fastest initial condition to equilibrate corresponds to a zeroth order approximation to $e^{-\beta H}/Z$, i.e., $e^{-\beta H_{\text{elec}}}/Z_{\text{elec}} \times e^{-\beta H_{\text{B}}}/Z_{\text{B}}$.
- 75 D. R. Reichman and P. Charbonneau, Mode-coupling theory, *J. Stat. Mech.: Theory Exp.*, 2005, **2005**, P05013.
- 76 L. M. Janssen, Mode-coupling theory of the glass transition: A primer, *Front. Phys.*, 2018, **6**, 97.
- 77 P. B. Allen, Electron transport, *Contemp. Concepts Condens. Matter Sci.*, 2006, **2**, 165–218.
- 78 S. Egorov, K. Everitt and J. Skinner, Quantum dynamics and vibrational relaxation, *J. Phys. Chem. A*, 1999, **103**, 9494–9499.
- 79 J. S. Bader and B. Berne, Quantum and classical relaxation rates from classical simulations, *J. Chem. Phys.*, 1994, **100**, 8359–8366.
- 80 W.-C. Chen and R. A. Marcus, The drude-smith equation and related equations for the frequency-dependent electrical conductivity of materials: Insight from a memory function formalism, *ChemPhysChem*, 2021, **22**, 1667–1674.
- 81 D. Forster, *Hydrodynamic Fluctuations, Broken Symmetry, and Correlation Functions*, CRC Press, 2018.
- 82 R. Ulbricht, E. Hendry, J. Shan, T. F. Heinz and M. Bonn, Carrier dynamics in semiconductors studied with time-resolved terahertz spectroscopy, *Rev. Mod. Phys.*, 2011, **83**, 543.
- 83 J. Lloyd-Hughes and T.-I. Jeon, A review of the terahertz conductivity of bulk and nano-materials, *J. Infrared, Millimeter, Terahertz Waves*, 2012, **33**, 871–925.
- 84 P. Kužel and H. Němec, Terahertz spectroscopy of nanomaterials: a close look at charge-carrier transport, *Adv. Opt. Mater.*, 2020, **8**, 1900623.
- 85 D. Cooke, F. C. Krebs and P. U. Jepsen, Direct observation of sub-100 fs mobile charge generation in a polymer-fullerene film, *Phys. Rev. Lett.*, 2012, **108**, 056603.
- 86 A. Leitenstorfer, A. S. Moskalenko, T. Kampfrath, J. Kono, E. Castro-Camus, K. Peng, N. Qureshi, D. Turchinovich, K. Tanaka, A. G. Markelz, *et al.*, The 2023 terahertz science and technology roadmap, *J. Phys. D: Appl. Phys.*, 2023, **56**, 223001.
- 87 N. Y. Lin, M. Bierbaum and I. Cohen, Determining quiescent colloidal suspension viscosities using the green-kubo relation and image-based stress measurements, *Phys. Rev. Lett.*, 2017, **119**, 138001.
- 88 S. Baroni, R. Bertossa, L. Ercole, F. Grasselli, and A. Marcolongo, “Heat transport in insulators from ab initio green-kubo theory,” *Handbook of Materials Modeling: Applications: Current and Emerging Materials*, 2020, pp. 809–844.

