

# Chemical Science

rsc.li/chemical-science



ISSN 2041-6539



## EDGE ARTICLE

Lei Gong *et al.*

A chiral nickel DBFOX complex as a bifunctional catalyst for visible-light-promoted asymmetric photoredox reactions

Cite this: *Chem. Sci.*, 2018, 9, 4562Received 15th March 2018  
Accepted 26th April 2018

DOI: 10.1039/c8sc01219a

rsc.li/chemical-science

# A chiral nickel DBFOX complex as a bifunctional catalyst for visible-light-promoted asymmetric photoredox reactions†

Xiang Shen, Yanjun Li, Zhaorui Wen, Shi Cao, Xinyi Hou and Lei Gong \*

The enantioselective photoredox reaction of  $\alpha,\beta$ -unsaturated carbonyl compounds and tertiary/secondary  $\alpha$ -silylamines was enabled by a readily available single  $\text{Ni}^{\text{II}}$ -DBFOX catalyst (DBFOX = 4,6-bis((*R*)-4-phenyl-4,5-dihydrooxazol-2-yl)dibenzo[*b,d*]furan) under visible light conditions. The non-precious chiral catalyst is involved in the photochemical process to initiate single electron transfer and at the same time provides a well-organized chiral environment for the subsequent radical transformations. Good to excellent enantioselectivities (80–99% ee) were obtained for the formation of chiral  $\gamma$ -amino carboxylic acid derivatives and  $\gamma$ -lactams.

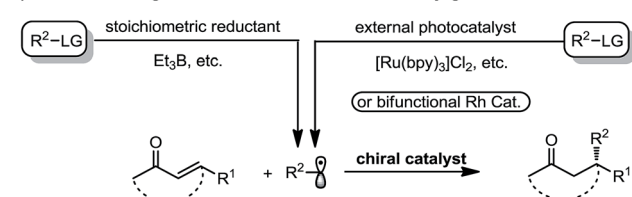
## Introduction

Visible light photoredox catalysis has emerged as a powerful strategy for organic synthesis.<sup>1</sup> However, the development of catalytic asymmetric photoredox reactions is still highly desirable and remains a formidable challenge owing to the difficulties in controlling the stereochemistry of highly reactive intermediates such as radicals and radical ions.<sup>2,3</sup> Pioneering work by Sibi, Porter, and others has demonstrated that transition-metal-based chiral Lewis acids are capable of governing the enantioselective conjugate addition of radicals produced by stoichiometric reduction of organic halides (Fig. 1a, left).<sup>4</sup> These studies inspired chemists to develop cooperative chiral Lewis acid/photoredox catalytic systems for light-induced stereoselective radical transformations, providing a high level of asymmetric induction at mild and convenient reaction conditions (Fig. 1a, right).<sup>5–11</sup> For instance, Yoon's group reported the first highly enantioselective intermolecular conjugate addition of  $\alpha$ -aminoalkyl radicals to  $\alpha,\beta$ -unsaturated carbonyl compounds by utilizing the combination of a chiral  $\text{Sc}^{\text{III}}$  Lewis acid and  $\text{Ru}^{\text{II}}$  tris-bipyridine photocatalyst.<sup>6</sup> Meggers *et al.* developed several chiral-at-metal rhodium complexes as chiral Lewis acids together with additional photocatalysts for highly enantioselective conjugate radical additions.<sup>7,8</sup> The Kang group utilized a chiral-at-rhodium complex as a single catalyst for a catalytic asymmetric conjugate radical addition.<sup>9</sup>

Despite the impressive advances, typically two catalysts are required for this type of transformation: one photocatalyst for

the radical generation and an additional chiral Lewis acid for controlling the stereoselective radical addition. Furthermore, the photocatalyst and the chiral Lewis acid often contain a precious metal.<sup>11,12</sup> Using earth-abundant, first-row transition metal complexes instead as bifunctional single catalysts for asymmetric photoredox reactions opens a new avenue for cheap and green synthesis of chiral molecules, but this has been investigated much less.<sup>13</sup> As the only established example, Fu's group demonstrated that a chiral copper complex can catalyze light-induced enantioselective C–N cross-couplings, not only as the asymmetric catalyst but also as the precursor of the

### a) Previous strategies for enantioselective radical conjugated additions



### b) This work



Fig. 1 Previous strategies for enantioselective radical conjugate additions and that developed in this study.

Department of Chemistry, Key Laboratory of Chemical Biology of Fujian Province, iChEM, College of Chemistry and Chemical Engineering, Xiamen University, Xiamen, 361005, China. E-mail: gongl@xmu.edu.cn

† Electronic supplementary information (ESI) available. See DOI: 10.1039/c8sc01219a

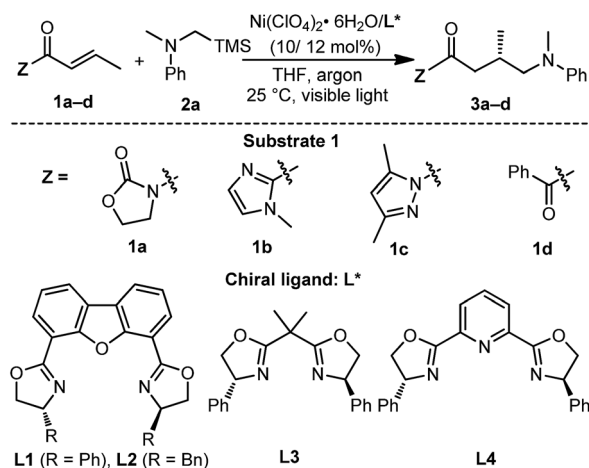
photocatalyst.<sup>14</sup> Although they are inexpensive and well-compatible in photochemical reactions,<sup>15</sup> nickel complexes themselves have only been reported as potential photoredox catalysts very recently.<sup>16,17</sup> Herein, we wish to reveal our discovery on using a readily available Ni<sup>II</sup>-DBFOX complex as a bifunctional catalyst for visible-light-promoted enantioselective reactions between  $\alpha,\beta$ -unsaturated carbonyl compounds and  $\alpha$ -silylamines (Fig. 1b).

## Results and discussion

Chiral Ni<sup>II</sup>-DBFOX complexes have been used extensively in catalytic asymmetric nucleophilic additions, halogenation, cycloadditions and other transformations.<sup>18</sup> Interestingly, we

observed that one member of this class of complexes, **Ni-L1**, generated *in situ* by mixing Ni(ClO<sub>4</sub>)<sub>2</sub>·6H<sub>2</sub>O and chiral DBFOX ligand **L1** in a 1 : 1 ratio, exhibited obvious blue-green luminescence in THF (Fig. S5 in the ESI†). In combination with its highly organized chiral environment and redox-active metal center, we envisioned that such a complex might be a potential candidate for asymmetric/photoredox bifunctional catalysis.<sup>19</sup> With these considerations in mind, we commenced our study with  $\alpha,\beta$ -unsaturated crotonyl oxazolidinone **1a** and tertiary  $\alpha$ -silylamine **2a** as the model substrates. We here chose tertiary  $\alpha$ -silylalkylamines as the target substrate because they have low oxidation potentials (for example,  $E_{\text{ox}}$  (**2a**<sup>•+</sup>/**2a**) = +0.60 in CH<sub>3</sub>CN, Fig. S6 in the ESI†) and are well-established to undergo single-electron oxidation followed by rapid desilylation to

Table 1 Initial experiments<sup>a</sup>



Entry	Substrate	Ligand	Light source	Additives	<i>t</i> (h)	Product	Conv. <sup>b</sup> (%)	ee <sup>c</sup> (%)
1	<b>1a</b>	<b>L1</b>	White CFL	None	12	<b>3a</b>	0	n.a.
2	<b>1b</b>	<b>L1</b>	White CFL	None	12	<b>3b</b>	22	78
3	<b>1c</b>	<b>L1</b>	White CFL	None	6	<b>3c</b>	95	91
4	<b>1d</b>	<b>L1</b>	White CFL	None	12	<b>3d</b>	0	n.a.
5	<b>1c</b>	<b>L2</b>	White CFL	None	12	<b>3c</b>	23	0
6	<b>1c</b>	<b>L3</b>	White CFL	None	12	<b>3c</b>	21	n.d.
7	<b>1c</b>	<b>L4</b>	White CFL	None	12	<b>3c</b>	0	n.a.
8	<b>1c</b>	<b>L1</b>	Blue LEDs	None	3	<b>3c</b>	95	91
9	<b>1c</b>	<b>L1</b>	Red LEDs	None	12	<b>3c</b>	<5	n.d.
10	<b>1c</b>	<b>L1</b>	Yellow LEDs	None	12	<b>3c</b>	0	n.a.
11	<b>1c</b>	<b>L1</b>	UV (365 nm)	None	6	<b>3c</b>	90	91
12 <sup>d</sup>	<b>1c</b>	<b>L1</b>	Blue LEDs	None	12	<b>3c</b>	0	n.a.
13 <sup>e</sup>	<b>1c</b>	<b>L1</b>	Blue LEDs	None	12	<b>3c</b>	0	n.a.
14 <sup>f</sup>	<b>1c</b>	<b>L1</b>	Blue LEDs	None	12	<b>3c</b>	0	n.a.
15	<b>1c</b>	None	Blue LEDs	None	12	<b>3c</b>	0	n.a.
16	<b>1c</b>	<b>L1</b>	None	None	12	<b>3c</b>	<5	n.a.
17 <sup>g</sup>	<b>1c</b>	<b>L1</b>	Blue LEDs	None	12	<b>3c</b>	0	n.a.
18	<b>1c</b>	<b>L1</b>	Blue LEDs	1 eq. TEMPO	12	<b>3c</b>	0	n.a.
19	<b>1c</b>	<b>L1</b>	Blue LEDs	3 eq. BHT	12	<b>3c</b>	0	n.a.

<sup>a</sup> Reaction conditions: **1a-d** (0.10 mmol), **2a** (0.30 mmol), Ni(ClO<sub>4</sub>)<sub>2</sub>·6H<sub>2</sub>O (10 mol%), ligand **L1-4** (12 mol%), THF (0.50 mL), indicated light source, 25 °C, under argon; see more details of the screening of metal salts and solvents in the ESI. <sup>b</sup> Conversion determined by <sup>1</sup>H-NMR. <sup>c</sup> ee value determined by chiral HPLC. <sup>d</sup> Reaction performed in the absence of nickel salt. <sup>e</sup> Reaction performed by replacing Ni(ClO<sub>4</sub>)<sub>2</sub>·6H<sub>2</sub>O with Mg(OTf)<sub>2</sub>. <sup>f</sup> Reaction performed by replacing Ni(ClO<sub>4</sub>)<sub>2</sub>·6H<sub>2</sub>O with Ni(COD)<sub>2</sub>. <sup>g</sup> Reaction performed in air. n.d. = not determined; n.a. = not applicable.





generate nucleophilic  $\alpha$ -aminoalkyl radicals.<sup>6,9</sup> However, under irradiation with a 23 W white CFL lamp at 25 °C in the presence of premixed 10 mol%  $\text{Ni}(\text{ClO}_4)_2 \cdot 6\text{H}_2\text{O}$  and 12 mol% **L1** in THF, no desired product **3a** was observed (Table 1, entry 1). Next, we screened  $\alpha,\beta$ -unsaturated carbonyl compounds **1b–d** bearing different moieties adjacent to the carbonyl group (entries 2–4). To our delight, the reaction of  $\alpha,\beta$ -unsaturated imidazole **1b** led to the formation of **3b** in 22% conversion and with 78% ee (entry 2). Most interestingly,  $\alpha,\beta$ -unsaturated *N*-acyl pyrazole **1c** provided significantly improved catalytic outcomes. Adduct **3c** was afforded in 95% conversion and with 91% ee within only 6 h (entry 3). Other bisoxazoline ligands, **L2–4**, were also tested in the reaction, which, however, resulted in a much worse reaction rate and enantioselectivity (entries 5–7). The reaction was further improved by using a 24 W blue LED lamp, providing **3c** in 95% conversion and with 91% ee in only 3 h (entry 8). Notably, when we replaced the blue LEDs with 30 W red or yellow LEDs, we failed to obtain the product (entries 9 and 10), while irradiation with a 15 W UV lamp (365 nm) still resulted in the production of **3c** in good conversion and with high enantioselectivity (entry 11). These results indicate that the appropriate wavelength range of the light source is very critical for the transformation.

To obtain a better understanding of the system, several control experiments were conducted. As revealed by entries 12–16, the nickel salt, DBFOX ligand **L1**, and visible light are all essential for the product formation. For example, after

removing  $\text{Ni}(\text{ClO}_4)_2 \cdot 6\text{H}_2\text{O}$  (entry 12) or replacing  $\text{Ni}(\text{ClO}_4)_2 \cdot 6\text{H}_2\text{O}$  with  $\text{Mg}(\text{OTf})_2$  (entry 13), the reaction did not produce any desired product. Interestingly, the replacement of  $\text{Ni}^{\text{II}}$  by  $\text{Ni}^0$  such as when using  $\text{Ni}(\text{COD})_2$  as the metal source also led to failure in obtaining **3c**, which indicates the possibility of nickel being involved in the redox process (entry 14). Moreover, air (entry 17), radical quencher TEMPO (entry 18) and BHT (entry 19) completely inhibited the transformation of **1c** + **2a**  $\rightarrow$  **3c**. These observations are consistent with a radical pathway.

Next, UV-Vis spectra were recorded to evaluate the light absorptions of the reaction components. The individual substrates **1c** and **2a** and the chiral ligand **L1** do not feature any absorption in the visible light region, while a 1 : 1 mixture of  $[\text{Ni}(\text{ClO}_4)_2 \cdot 6\text{H}_2\text{O} + \text{L1}]$  and 1 : 1 : 1 mixture of  $[\text{Ni}(\text{ClO}_4)_2 \cdot 6\text{H}_2\text{O} + \text{L1} + \text{1c}]$ , leading to the *in situ* generation of the chiral nickel catalyst **Ni-L1** and potential intermediate **Ni-L1-1c** respectively, exhibit significant absorption enhancement in the range of 400–450 nm (Fig. 2a). The broad peak at  $\sim 600$  nm is probably attributed to the nickel center. The spectroscopic analysis indicates that both **Ni-L1** and **Ni-L1-1c** could be the potential photocatalysts. This conjecture was further strengthened by luminescence quenching experiments and Stern–Volmer quenching plots, which revealed obvious intermolecular interactions between **Ni-L1** (or **Ni-L1-1c**) and **2a** (Fig. S12–S15 in the ESI†).

The cyclic voltammogram of  $\alpha$ -silylamine **2a** exhibited an irreversible oxidation at +0.60 V ( $E_{\text{ox}}(\text{2a}^+/\text{2a})$ ) in  $\text{CH}_3\text{CN}$  (Fig. S6 in the ESI†), while those of **Ni-L1** and **Ni-L1-1c** showed reductive peaks at  $-1.35$  V and  $-0.65$  V respectively (Fig. 2b),



Fig. 2 (a) Left: UV-Vis absorption spectra recorded on a Shimadzu UV-2550 in a 10.0 mm quartz cuvette. Middle: I. Substrate **1c** in THF (0.030 M). II. Substrate **2a** in THF (0.030 M). III. **Ni-L1** in THF (0.030 M). IV. **Ni-L1-1c** in THF (0.030 M). Right: A THF solution of nickel catalyst **Ni-L1** (0.030 M) in the dark and in the light. (b) Cyclic voltammogram of nickel catalyst **Ni-L1** (0.030 M) and potential intermediate complex **Ni-L1-1c** (0.030 M) in TBAPF<sub>6</sub> (0.10 M) in  $\text{CH}_3\text{CN}$ . Sweep rate: 20  $\text{mV s}^{-1}$ . A Pt electrode was used as the working electrode, a SCE as the reference electrode, and Pt wire as the auxiliary electrode.  $E_p^A$  is the anodic peak potential.  $E_p^C$  is the cathodic peak potential. (c) Calculated reductive potentials of nickel catalyst **Ni-L1** and potential intermediate complex **Ni-L1-1c** in the excited states.



Fig. 3 Mechanistic investigation. (a) Intervals of irradiation and dark periods for the nickel-catalyzed reaction **1c** + **2a**  $\rightarrow$  **3c**. (b) Radical trapping experiment in the nickel-catalyzed reaction **1c** + **2d**  $\rightarrow$  **3r**.



most likely corresponding to the reduction of  $\text{Ni}^{\text{II}}$  to  $\text{Ni}^{\text{I}}$ . The excited-state potentials of the nickel complexes were further calculated by means of the Rehm–Weller formalism ( $E(\text{I}^*/\text{I}^-) = E(\text{I}/\text{I}^-) + E_{0,0}(\text{I}^*/\text{I})$ ).<sup>19,20</sup> Accordingly,  $E_{\text{red}}^*([\text{Ni} - \text{L1}]^*/[\text{Ni} - \text{L1}]^{\cdot-})$  was estimated to be  $\sim +1.53$  V, while  $E_{\text{red}}^*([\text{Ni} - \text{L1} - \mathbf{1c}]^*/[\text{Ni} - \text{L1} - \mathbf{1c}]^{\cdot-})$  was estimated to be  $\sim +2.23$  V (Fig. 2c). Notably, the calculated reductive potential in the excited state of nickel catalyst **Ni-L1** is comparable to that of a  $\text{Ni}^{\text{II}}$  complex which was reported as a potential photoredox catalyst by Bach and Hess very recently.<sup>17b</sup> The electrochemical outcomes suggest that single electron transfer (SET) from the  $\alpha$ -silylamine **2a** to the excited  $\text{Ni}^{\text{II}}$  complexes was thermodynamically favorable.

Furthermore, the light–dark interval experiments revealed that continuous irradiation with visible light was essential for the reaction (Fig. 3a). The quantum yield ( $\Phi$ ) of the photochemical reaction was calculated to be 0.59, suggesting that radical chain propagation would not be the predominant mechanism (see more details in Section 5.11 of the ESI†).<sup>20</sup> In addition, the reaction with the addition of 3 equiv. of ethyl 2-((phenylsulfonyl)methyl)acrylate at the standard conditions led to the observation of product **3r** in 13% yield and by-product **4** in 67% yield (Fig. 3b). Isolation of compound **4** further confirms the involvement of an  $\alpha$ -amino radical. The homolytic cleavage of  $\alpha$ -silylamine **2a** by light was excluded by the photostability test (Fig. S16 in the ESI†).

On the basis of the initial experiments, mechanistic investigations and related literature,<sup>6,10</sup> we propose a plausible reaction mechanism as depicted in Fig. 4. Accordingly, *N*-acyl pyrazole substrate **1** undergoes fast ligand exchange with the chiral nickel catalyst and affords the intermediate complex **A** (the above-mentioned potential intermediate **Ni-L1-1**). On the other hand, the photon-absorbing nickel complex **Ni-L1** or **Ni-L1-1** is activated by visible light, and then oxidizes  $\alpha$ -silylamine **2** by a single electron transfer to generate silylamine cation radical **B** and the reduced  $[\text{Ni-L1}]^{\cdot-}$  (only **Ni-L1** as the photocatalyst is shown in the figure). Subsequent desilylation of **B** led to the formation of the nucleophilic  $\alpha$ -aminoalkyl radical **C**,<sup>21,22</sup> which undergoes radical addition to the C=C double bond of

complex **A** in an enantioselective fashion and transformation to radical species **D**. Reduction of **D** by strong reductant  $[\text{Ni-L1}]^{\cdot-}$  produces anion **E**, followed by protonation to afford neutral complex **F**. Finally, substitution with **1** released chiral product **3** and regenerated intermediate **A**.

Considering the steric hindrance created by the tridentate and bidentate coordination, we assume that the nickel center does not interact directly with the free carbon radicals in the nickel catalysis cycle (Fig. 5).<sup>15</sup> The metal instead serves as a Lewis acid to activate the electrophilic *N*-acyl pyrazole through a bidentate coordination.<sup>10,16</sup> In the photocatalysis cycle, photon-absorbing nickel complex **Ni-L1** or **Ni-L1-1** participates in the light-induced single electron transfer process. It has to be mentioned that a radical coupling pathway involving a nickel enolate radical cannot be completely excluded (see more details in Section 5.10 of the ESI†).<sup>7c,23</sup> Concerning the stereochemistry, the proposed transition state is fully consistent with an observed *S*-configuration in the product (Fig. 5).

With the optimal conditions and better understanding of the reaction mechanism, we next evaluated the substrate scope of the nickel-catalyzed enantioselective photoredox reaction of  $\alpha,\beta$ -unsaturated carbonyl compounds and  $\alpha$ -silylamines. As

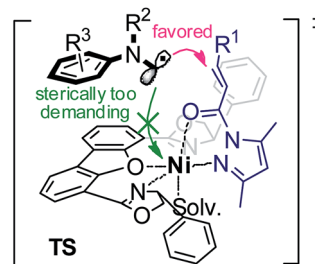


Fig. 5 proposed transition state for radical addition.

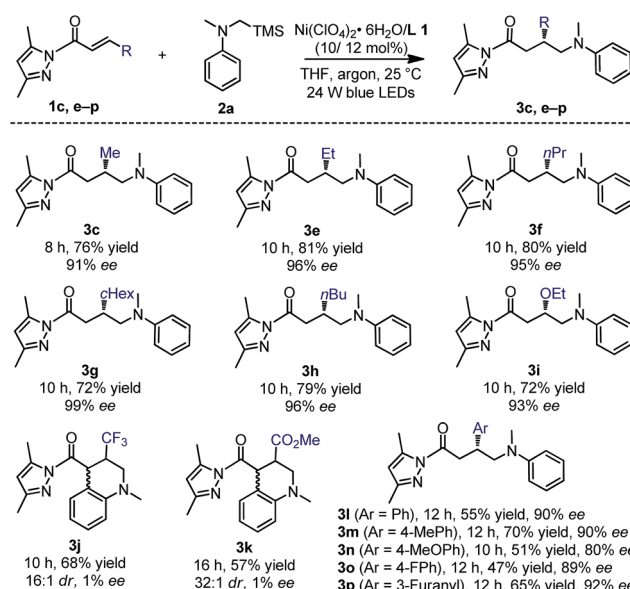


Fig. 6 Substrate scope with respect to  $\alpha,\beta$ -unsaturated *N*-acyl pyrazoles.

Fig. 4 A proposed reaction mechanism for the nickel-catalyzed enantioselective photoredox reaction of  $\alpha,\beta$ -unsaturated carbonyl compounds and  $\alpha$ -silylamines.



Fig. 7 Substrate scope with respect to tertiary  $\alpha$ -silylamines.

summarized in Fig. 6, a range of  $\alpha,\beta$ -unsaturated *N*-acyl pyrazoles containing aliphatic (products **3c** and **e-h**), aromatic (products **3l-p**) or electron-donating (product **3i**) substituents at the  $\beta$ -position were well tolerated. The products were obtained in 47–81% yields and with 80–99% ee. However, a strong electron-withdrawing  $\beta$ -CF<sub>3</sub> or  $\beta$ -CO<sub>2</sub>Me substituent led to the further cyclized product **3j** or **3k**. Although the yields and diastereoselectivities were good, the enantioselectivities were both

close to zero, which is most likely attributed to uncatalyzed background radical additions.

The tertiary  $\alpha$ -silylamines bearing more sterically demanding *N*-substituents (products **3q-t**), and electron donating (**3u-v**) or withdrawing groups on the aniline moiety (**3x-za**) were also compatible (Fig. 7) with respect to the yields (32–86%) and enantioselectivities (87–95% ee). However, a methyl substituent in the 2-position of the aniline ring failed to provide the desired product **3w**, perhaps due to steric hindrance.

The *N*-acyl pyrazole moiety can be readily converted to a range of functional groups under mild conditions.<sup>24</sup> As an example, the reaction of **3s** (95% ee) with sodium borohydride in a 1 : 1 mixture of THF and water afforded the corresponding alcohol (*S*)-**5** in a yield of 94% and with 95% ee (Fig. 8a). Accordingly, the absolute configuration of **3s** was assigned as *S*.<sup>6</sup> More interestingly, if the tertiary  $\alpha$ -silylamines were replaced by secondary  $\alpha$ -silylamines in the nickel-catalyzed enantioselective photoredox reaction, further lactamization occurred to afford chiral  $\gamma$ -lactams (**3zb-zg**, 63–80% yield, 91–93% ee), one class of important building blocks in synthetic chemistry (Fig. 8b).<sup>25</sup>

## Conclusions

In summary, we have revealed that a conventional Ni<sup>II</sup>-DBFOX complex can effectively catalyze the asymmetric photoredox reaction between  $\alpha,\beta$ -unsaturated carbonyl compounds and tertiary/secondary  $\alpha$ -silylamines. As a bifunctional catalyst, the chiral nickel complex is not only involved in a photo-induced single electron transfer process to initiate the formation of the radical species, but also activates the  $\alpha,\beta$ -unsaturated carbonyl substrates as a Lewis acid and governs the radical transformation in an enantioselective fashion. Good to excellent yields and enantioselectivities were achieved for the chiral  $\gamma$ -amino carboxylic acid derivatives and  $\gamma$ -lactam products. In view of the non-precious, low-toxic metal salt, readily available chiral ligand, mild reaction conditions and high asymmetric induction, this strategy might provide new opportunities to develop cheap and green synthesis of chiral molecules. Further investigations of reaction mechanisms and applications of the catalytic system in asymmetric photoredox catalysis are ongoing in our laboratory.

## Conflicts of interest

There are no conflicts to declare.

## Acknowledgements

We gratefully acknowledge funding from the National Natural Science Foundation of China (grant no. 21572184 and 21472154), the Natural Science Foundation of Fujian Province of China (grant no. 2017J06006), and the Fundamental Research Funds for the Central Universities (grant no. 20720160027). We thank Dr Yan Liu and Mr Xu Yang of Xiamen University for their assistance in HRMS analysis.



Fig. 8 Synthetic applications of the methodology.





## Notes and references

- For selected reviews on visible-light photoredox catalysis, see: (a) J. M. R. Narayanam and C. R. J. Stephenson, *Chem. Soc. Rev.*, 2011, **40**, 102–113; (b) J. Xuan and W.-J. Xiao, *Angew. Chem., Int. Ed.*, 2012, **51**, 6828–6838; (c) L. Shi and W. Xia, *Chem. Soc. Rev.*, 2012, **41**, 7687–7691; (d) C. K. Prier, D. A. Rankic and D. W. C. MacMillan, *Chem. Rev.*, 2013, **113**, 5322–5363; (e) Y. Xi, H. Yi and A. Lei, *Org. Biomol. Chem.*, 2013, **11**, 2387–2403; (f) J. Xuan, L.-Q. Lu, J.-R. Chen and W.-J. Xiao, *Eur. J. Org. Chem.*, 2013, **2013**, 6755–6770; (g) M. Reckenthauer and A. G. Griesbeck, *Adv. Synth. Catal.*, 2013, **355**, 2727–2744; (h) D. A. Nicewicz and T. M. Nguyen, *ACS Catal.*, 2014, **4**, 355–360; (i) S. Fukuzumi and K. Ohkubo, *Org. Biomol. Chem.*, 2014, **12**, 6059–6071; (j) R. A. Angnes, Z. Li, C. R. D. Correia and G. B. Hammond, *Org. Biomol. Chem.*, 2015, **13**, 9152–9167; (k) J.-R. Chen, X.-Q. Hu, L.-Q. Lu and W.-J. Xiao, *Chem. Soc. Rev.*, 2016, **45**, 2044–2056; (l) J. Zhu, W.-C. Yang, X.-D. Wang and L. Wu, *Adv. Synth. Catal.*, 2018, **360**, 386–400.
- A. G. Amador and T. P. Yoon, *Angew. Chem., Int. Ed.*, 2016, **55**, 2304–2306.
- For recent reviews on asymmetric photoredox catalysis, see: (a) R. Brimiouille, D. Lenhart, M. M. Maturi and T. Bach, *Angew. Chem., Int. Ed.*, 2015, **54**, 3872–3890; (b) E. Meggers, *Chem. Commun.*, 2015, **51**, 3290–3301; (c) Z.-Y. Cao, W. D. G. Brittain, J. S. Fossey and F. Zhou, *Catal. Sci. Technol.*, 2015, **5**, 3441–3451; (d) C. Wang and Z. Lu, *Org. Chem. Front.*, 2015, **2**, 179–190; (e) H. Huo and E. Meggers, *Chimia*, 2016, **70**, 186–191; (f) E. Meggers, *Angew. Chem., Int. Ed.*, 2017, **56**, 5668–5675.
- (a) J. H. Wu, G. R. Zhang and N. A. Porter, *J. Am. Chem. Soc.*, 1995, **117**, 11029–11030; (b) M. P. Sibi and J. Ji, *J. Am. Chem. Soc.*, 1996, **118**, 9200–9201; (c) J. H. Wu, G. R. Zhang and N. A. Porter, *Tetrahedron Lett.*, 1997, **38**, 2067–2070; (d) N. A. Porter, H. Feng and I. K. Kavrakova, *Tetrahedron Lett.*, 1999, **40**, 6713–6716; (e) M. P. Sibi, J. Ji, J. B. Sausker and C. P. Jasperse, *J. Am. Chem. Soc.*, 1999, **121**, 7517–7526; (f) M. Murakata, H. Tsutsui and O. Hoshino, *Org. Lett.*, 2001, **3**, 299–302; (g) M. P. Sibi and J. Chen, *J. Am. Chem. Soc.*, 2001, **123**, 9472–9473; (h) M. P. Sibi and S. Manyem, *Org. Lett.*, 2002, **4**, 2929–2932; (i) M. P. Sibi, J. Zimmerman and T. Rheault, *Angew. Chem., Int. Ed.*, 2003, **42**, 4521–4523; (j) G. K. Friestad, Y. Shen and E. L. Ruggles, *Angew. Chem., Int. Ed.*, 2003, **42**, 5061–5063; (k) M. P. Sibi, G. Petrovic and J. Zimmerman, *J. Am. Chem. Soc.*, 2005, **127**, 2390–2391; (l) S. Lee, C. J. Lim, S. Kim, R. Subramaniam, J. Zimmerman and M. P. Sibi, *Org. Lett.*, 2006, **8**, 4311–4313; (m) M. P. Sibi and J. Zimmermann, *J. Am. Chem. Soc.*, 2006, **128**, 13346–13347; (n) M. P. Sibi, Y.-H. Yang and S. Lee, *Org. Lett.*, 2008, **10**, 5349–5352; for an account, see: (o) M. P. Sibi and N. A. Porter, *Acc. Chem. Res.*, 1999, **32**, 163–171.
- For leading reviews on dual catalysis by combining photoredox with organo-, acid, and transition-metal catalysis, see: (a) M. N. Hopkinson, B. Sahoo, J.-L. Li and F. Glorius, *Chem.-Eur. J.*, 2014, **20**, 3874–3886; (b) T. P. Yoon, *Acc. Chem. Res.*, 2016, **49**, 2307–2315; (c) K. L. Skubi, T. R. Blum and T. P. Yoon, *Chem. Rev.*, 2016, **116**, 10035–10074.
- L. R. Espelt, I. S. McPherson, E. M. Wiensch and T. P. Yoon, *J. Am. Chem. Soc.*, 2015, **137**, 2452–2455.
- (a) H. Huo, K. Harms and E. Meggers, *J. Am. Chem. Soc.*, 2016, **138**, 6936–6939; (b) C. Y. Wang, K. Harms and E. Meggers, *Angew. Chem., Int. Ed.*, 2016, **55**, 13495–13498; (c) J. Ma, X. Xie and E. Meggers, *Chem.-Eur. J.*, 2018, **24**, 259–265.
- For a recent account, see: L. Zhang and E. Meggers, *Acc. Chem. Res.*, 2017, **50**, 320–330.
- S.-X. Lin, G.-J. Sun and Q. Kang, *Chem. Commun.*, 2017, **53**, 7665–7668.
- J. Liu, W. Ding, Q.-Q. Zhou, D. Liu, L.-Q. Liu and W.-J. Xiao, *Org. Lett.*, 2018, **20**, 461–464.
- For a sophisticated bifunctional Lewis acid/photocatalyst, see: H. Huo, X. Shen, C. Wang, L. Zhang, P. Röse, L.-A. Chen, K. Harms, M. Marsch, G. Hilt and E. Meggers, *Nature*, 2014, **515**, 100–103.
- For selected examples of merging photoredox catalysis with asymmetric organocatalysis, see: (a) D. A. Nicewicz and D. W. C. MacMillan, *Science*, 2008, **322**, 77–80; (b) M. Neumann, S. Földner, B. König and K. Zeitler, *Angew. Chem., Int. Ed.*, 2011, **50**, 951–954; (c) K. Fidaly, C. Ceballos, A. Falguières, M. S.-I. Veitia, A. Guy and C. Ferroud, *Green Chem.*, 2012, **14**, 1293–1297; (d) D. A. DiRocco and T. Rovis, *J. Am. Chem. Soc.*, 2012, **134**, 8094–8097; (e) L. J. Rono, H. G. Yayla, D. Y. Wang, M. F. Armstrong and R. R. Knowles, *J. Am. Chem. Soc.*, 2013, **135**, 17735–17738; (f) Y. Zhu, L. Zhang and S.-Z. Luo, *J. Am. Chem. Soc.*, 2014, **136**, 14642–14645; (g) P. Riente, A. M. Adams, J. Alberro, E. Palomares and M. A. Percàs, *Angew. Chem., Int. Ed.*, 2014, **53**, 9613–9616; (h) G. Bergonzini, C. S. Schindler, C.-J. Wallentin, E. N. Jacobsen and C. R. J. Stephenson, *Chem. Sci.*, 2014, **5**, 112–116; (i) G. Wei, C. Zhang, F. Bures, X. Ye, C.-H. Tan and Z. Jiang, *ACS Catal.*, 2016, **6**, 3708–3712; (j) E. Larionov, M. M. Mastandrea and M. A. Pericàs, *ACS Catal.*, 2017, **7**, 7008–7013.
- A. Gualandi, M. Marchini, L. Mengozzi, M. Natali, M. Lucarini, P. Ceroni and P. G. Cozzi, *ACS Catal.*, 2015, **5**, 5927–5931.
- Q. M. Kainz, C. D. Matier, A. Bartoszewicz, S. L. Zultanski, J. C. Peters and G. C. Fu, *Science*, 2016, **351**, 681–684.
- For selected examples, see: (a) J. C. Tellis, D. N. Primer and G. A. Molander, *Science*, 2014, **345**, 433–436; (b) C. P. Johnston, R. T. Smith, S. Almendinger and D. W. C. MacMillan, *Nature*, 2016, **536**, 322–325; (c) D. R. Heitz, J. C. Tellis and G. A. Molander, *J. Am. Chem. Soc.*, 2016, **138**, 12715–12718; (d) B. Shields and A. G. Doyle, *J. Am. Chem. Soc.*, 2016, **138**, 12719–12722; (e) Z. Zuo, H. Cong, W. Li, J. Choi, G. C. Fu and D. W. C. MacMillan, *J. Am. Chem. Soc.*, 2016, **138**, 1832–1835; (f) P. Zhang, C. C. Le and D. W. C. MacMillan, *J. Am. Chem. Soc.*, 2016, **138**, 8084–8087; (g) S. Zheng, D. N. Primer and G. A. Molander, *ACS Catal.*, 2017, **7**, 7957–7961; (h) C. Remeur, C. B. Kelly, N. R. Patel and



- G. A. Molander, *ACS Catal.*, 2017, **7**, 6065–6069; (i) K. Lin, R. J. Wiles, C. B. Kelly, G. H. M. Davies and G. A. Molander, *ACS Catal.*, 2017, **7**, 5129–5133; (j) X. Zhang and D. W. C. MacMillan, *J. Am. Chem. Soc.*, 2017, **139**, 11353–11356; (k) H. Huang, X. Li, C. Yu, Y. Zhang, P. S. Mariano and W. Wang, *Angew. Chem., Int. Ed.*, 2017, **56**, 1500–1505; (l) D. N. Primer and G. A. Molander, *J. Am. Chem. Soc.*, 2017, **139**, 9847–9850.
- 16 For a recent study on a nickel complex containing a visible-light-responsive chiral ligand for metal-photocatalytic asymmetric aerobic oxidation reaction, see: W. Ding, L.-Q. Lu, Q.-Q. Zhou, Y. Wei, J.-R. Chen and W.-J. Xiao, *J. Am. Chem. Soc.*, 2017, **139**, 63–66.
- 17 For two very recent studies on establishing nickel(II) complexes as the potential visible-light photocatalyst, see: (a) B. J. Shields, B. Kudisch, G. D. Scholes and A. G. Doyle, *J. Am. Chem. Soc.*, 2018, **140**, 3035–3039; (b) M. Gröbel, I. Bosque, P. J. Altmann, T. Bach and C. R. Hess, *Chem. Sci.*, 2018, **9**, 3313–3317.
- 18 For selected examples, see: (a) S. Kanemasa, Y. Oderaotoshi, S.-i. Sakaguchi, H. Yamamoto, J. Tanaka, E. Wada and D. P. Curran, *J. Am. Chem. Soc.*, 1998, **120**, 3074–3088; (b) K. Itoh and S. Kanemasa, *J. Am. Chem. Soc.*, 2002, **124**, 13394–13395; (c) N. Shibata, J. Kohno, K. Takai, T. Ishimaru, S. Nakamura, T. Toru and S. Kanemasa, *Angew. Chem., Int. Ed.*, 2005, **44**, 4204–4207; (d) I. Kennosuke, H. Masayuki, T. Junji and K. Shuji, *Org. Lett.*, 2005, **7**, 979–981; (e) J. Esquivias, R. G. Arrayás and J. C. Carretero, *J. Am. Chem. Soc.*, 2007, **129**, 1480–1481; (f) T. Ishimaru, S. Ogawa, E. Tokunaga, S. Nakamura and N. Shibata, *J. Fluorine Chem.*, 2009, **130**, 1049–1053; (g) D. S. Reddy, N. Shibata, T. Horikawa, S. Suzuki, S. Nakamura, T. Toru and M. Shiro, *Chem.-Asian J.*, 2009, **4**, 1411–1415; (h) D. S. Reddy, N. Shibata, J. Nagai, S. Nakamura and T. Toru, *Angew. Chem., Int. Ed.*, 2009, **48**, 803–806; (i) X. Yang, F. Cheng, Y.-D. Kou, S. Pang, Y.-C. Shen, Y.-Y. Huang and N. Shibata, *Angew. Chem., Int. Ed.*, 2017, **56**, 1510–1514.
- 19 T. C. Jenks, M. D. Bailey, J. L. Hovey, S. Fernando, G. Basnayake, M. E. Cross, W. Li and M. J. Allen, *Chem. Sci.*, 2018, **9**, 1273–1278.
- 20 (a) E. Arceo, I. D. Jurberg, A. Álvarez-Fernández and P. Melchiorre, *Nat. Chem.*, 2013, **5**, 750–756; (b) M. Silvi, C. Verrier, Y. P. Rey, L. Buzzetti and P. Melchiorre, *Nat. Chem.*, 2017, **9**, 868–873.
- 21 For a recent account on synthetic utilization of  $\alpha$ -aminoalkyl radicals in visible-light photoredox catalysis, see: K. Nakajima, Y. Miyake and Y. Nishibayashi, *Acc. Chem. Res.*, 2016, **49**, 1946–1956.
- 22 For a perspective concerning practicality and chemoselectivity of radical transformations, see: M. Yan, J. C. Lo, J. T. Edwards and P. S. Baran, *J. Am. Chem. Soc.*, 2016, **138**, 12692–12714.
- 23 M. P. DeMartino, K. Chen and P. S. Baran, *J. Am. Chem. Soc.*, 2008, **130**, 11546–11560.
- 24 L. Feng, X. Dai, E. Meggers and L. Gong, *Chem.-Asian J.*, 2017, **12**, 963–967.
- 25 For representative reviews, see: (a) C. Nájera and M. Yus, *Tetrahedron: Asymmetry*, 1999, **10**, 2245–2303; (b) S. Hanessian and L. Auzzas, *Acc. Chem. Res.*, 2008, **41**, 1241–1251; (c) A. Stefanucci, E. Novellino, R. Costante and A. Mollica, *Heterocycles*, 2014, **89**, 1801–1825.

