



Cite this: *Chem. Sci.*, 2019, 10, 3202

All publication charges for this article have been paid for by the Royal Society of Chemistry

Received 4th January 2019
Accepted 28th January 2019

DOI: 10.1039/c9sc00054b

rsc.li/chemical-science

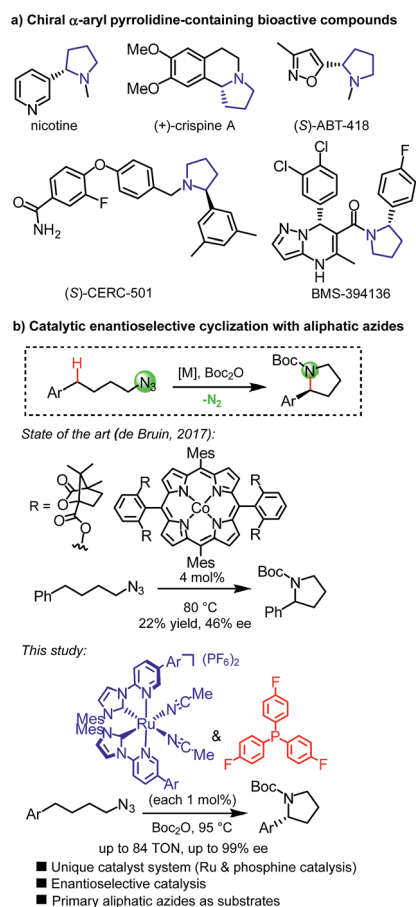
Enantioselective intramolecular C–H amination of aliphatic azides by dual ruthenium and phosphine catalysis†

Jie Qin, Zijun Zhou, Tianjiao Cui, Marcel Hemming and Eric Meggers *

The catalytic enantioselective intramolecular C(sp³)-H amination of aliphatic azides represents an efficient method for constructing chiral saturated cyclic amines which constitute a prominent structural motif in bioactive compounds. We report a dual catalytic system involving a chiral-at-metal bis(pyridyl-NHC) ruthenium complex and tris(4-fluorophenyl)phosphine (both 1 mol%), which facilitates the cyclization of aliphatic azides to chiral α -aryl pyrrolidines with enantioselectivities of up to 99% ee, including a pyrrolidine which can be converted to the anti-tumor alkaloid (*R*)-(+)-crispine. Mechanistically, the phosphine activates the organic azide to form an intermediate iminophosphorane and transfers the nitrene unit to the ruthenium providing an imido ruthenium intermediate which engages in the highly stereocontrolled C–H amination. This dual catalysis combines ruthenium catalysis with the Staudinger reaction and provides a novel strategy for catalyzing enantioselective C–H aminations of unactivated aliphatic azides.

Introduction

Pyrrolidines constitute a prominent structural motif in bioactive compounds such as natural products and pharmaceuticals (Fig. 1a).^{1,2} Their synthesis through direct intramolecular C(sp³)-H amination is particularly appealing due to the lack of necessity for preinstalled functional groups which provides the prospect of an efficient synthesis with high atom economy.³ In this respect, organic azides are attractive functionalities for metal-mediated nitrene C(sp³)-H insertion reactions^{4,5} because no additional oxidant is required and molecular nitrogen is the only by-product. Even though the amination of saturated C(sp³)-H bonds with aryl, sulfonyl, acyl and phosphoryl azides has been well established,⁶ the use of non-activated, aliphatic azides is only a recent accomplishment.^{7,8} In addition to their lower reactivity, a major pitfall for C(sp³)-H aminations of primary aliphatic azides is the competing unproductive 1,2-hydride shift of the intermediate alkyl nitrenoid leading to the irreversible formation of undesirable imines.⁹ Betley introduced an elegant dipyrinato-iron(II)-catalyzed ring-closing C(sp³)-H amination of aliphatic azides but the reported turnover numbers were modest with TONs < 10.^{8b,c} Subsequently reported MOF-functionalized Fe(II)- β -diketiminato,^{8d} iron(III)-coordinated redox-active pyridine-aminophenol,^{8e} and cobalt(II) porphyrin^{8g} catalysts by Lin, van der Vlugt, and de Bruin, respectively, provided improved catalytic performances for this challenging



Fachbereich Chemie, Philipps-Universität Marburg, Hans-Meerwein-Strasse 4, 35043 Marburg, Germany. E-mail: meggers@chemie.uni-marburg.de

† Electronic supplementary information (ESI) available: Characterization data and experimental procedures. See DOI: 10.1039/c9sc00054b

Fig. 1 (a) Examples of bioactive compounds containing α -aryl pyrrolidines. (b) Asymmetric ring-closing C(sp³)-H aminations of aliphatic azides to provide non-racemic pyrrolidines.



transformation. Finally, Che very recently reported an *N*-heterocyclic carbene iron(III) porphyrin complex exhibiting high activity for this transformation under microwave conditions.^{8h} However, pyrrolidines as part of bioactive compounds are typically chiral,² but only a single example of a catalytic enantioselective reaction has been reported using a chiral cobalt(II) porphyrin achieving low yields and very low enantiomeric excess (Fig. 1b).^{8g,10}

Ruthenium complexes are well-established for catalyzing C(sp³)-H activation¹¹ and C(sp³)-H aminations of organic azides such as aryl, acyl, and sulfonyl azides,^{6a,d,f,l-n,12} but applying simple primary aliphatic azides has remained elusive and this has been attributed at least in part to a very efficient 1,2-hydrogen shift of intermediate Ru-imido complexes.^{9c-e} Our group recently reported a new class of “chiral-at-metal” ruthenium catalysts in which two bidentate *N*-(2-pyridyl)-substituted *N*-heterocyclic carbenes and two acetonitrile ligands are coordinated to the central ruthenium in a C₂-symmetric fashion.¹³ Despite all ligands being achiral, the overall helical chirality originates from a stereogenic ruthenium center.^{14,15} We recently demonstrated that such complexes can indeed serve as catalysts for activating aliphatic azides towards enantioselective C–H amination, however, unfortunately, only in a very restricted structural context of converting 2-azidoacetamides into chiral imidazolidin-4-ones.¹⁶ By discovering a novel ruthenium and phosphine dual catalysis scheme to activate aliphatic azides towards C–H amination, we here report a highly enantioselective ring-closing C(sp³)-H amination of simple 4-azido-butylarenes to provide chiral α -aryl pyrrolidines with enantioselectivities of up to 99% ee (Fig. 1b).

Results and discussion

Initial optimization

We initiated our study by investigating the intramolecular C–H amination of 4-azidobutylbenzene (**1a**) to Boc-protected 2-phenylpyrrolidine (**2a**). Unfortunately, despite extensive screening of the reaction conditions, the results were unsatisfactory (see details in Tables S1–S4†). For example, heating **1a** under optimized conditions in 1,2-dichlorobenzene at 95 °C for 40 hours using Λ -Ru1 (1 mol%) in the presence of Boc₂O (1 equiv.) provided the desired pyrrolidine **2a** only in 26% NMR yield at a conversion of 57% but at least with an encouraging enantioselectivity of 81% ee (Table 1, entry 1). At the same time, Boc-protected amine **3** was detected as a side-product in 14% yield. To our surprise, we finally discovered that the reaction was rapidly improved when performed in the presence of catalytic amounts of PPh₃, providing **2a** in 44% yield with 79% conversion at an enantioselectivity of 82% ee (entry 2). An even slightly better yield was obtained with tris(4-fluorophenyl) phosphine (entry 3), while other phosphines provided inferior results (Table S5†). The amount of phosphine was also investigated, and it was found that 1 mol% provided the optimal results (Table S6†).

Next, we optimized the ruthenium catalyst for this transformation to improve the enantioselectivity. Our initial experiments were performed with the chiral-at-ruthenium catalyst

Table 1 Initial C–H amination experiments^a

Entry	Cat.	Additive	Conv. ^b (%)	NMR yield ^b (%)		ee ^c (%)
				2a	3	
1 ^d	Λ -Ru1	No	57	26	14	81
2 ^d	Λ -Ru1	P(Ph) ₃	79	44	17	82
3 ^d	Λ -Ru1	P(4-F-Ph) ₃	81	46	18	82
4	Λ -Ru2	P(4-F-Ph) ₃	77	46	18	89
5	Λ -Ru3	P(4-F-Ph) ₃	79	44	16	90
6	Λ -Ru4	P(4-F-Ph) ₃	75	44	20	87
7	Λ -Ru5	P(4-F-Ph) ₃	70	43	17	89
8	Λ -Ru6	P(4-F-Ph) ₃	65	23	18	80
9	Λ -Ru7	P(4-F-Ph) ₃	77	54 (51) ^e	18	95
10	Λ -Ru7 ^f	P(4-F-Ph) ₃	65	42	16	94
11	Λ -Ru7	No	45	12	14	95
12 ^g	Λ -Ru7	P(4-F-Ph) ₃	<3	0 ^h	0 ^h	n.a. ⁱ

^a Standard conditions: **1a** (0.2 mmol), Boc₂O (0.2 mmol, 1 equiv.), catalyst (0.002 mmol, 1 mol%), and additive (0.002 mmol, 1 mol%) in 1,2-dichlorobenzene (0.5 mL) at 95 °C for 60 h under N₂ unless otherwise noted. ^b Determined by ¹H NMR of crude products using Cl₂CHCHCl₂ as the internal standard. ^c Determined by HPLC of the crude main product on a chiral stationary phase. ^d Reaction time was 40 h. ^e Isolated yield in parentheses. ^f 0.5 mol% Λ -Ru7 was used. ^g Without Boc₂O. ^h Refers to cpds without Boc-protection. ⁱ n.a. = not applicable.

Λ -Ru1 which bears two very bulky 3,5-di(*tert*-butyl)phenyl substituents at the coordinating pyridine ligands. Interestingly, Λ -Ru2 with less bulky 3,5-(dimethyl)phenyl substituents at the pyridyl moieties provided an even higher enantioselectivity of 89% ee (entry 4). The phenyl-modified catalyst Λ -Ru3 afforded a further slightly increased enantioselectivity of 90% ee (entry 5), whereas a plain catalyst devoid of additional substituents (Λ -Ru4) yielded the Boc-protected pyrrolidine with reduced 87% ee (entry 6). Furthermore, a trimethylsilyl (TMS)-functionalized ruthenium complex, Λ -Ru5, which is the optimal catalyst in our previous work on enantioselective C–H aminations of 2-azidoacetamides,¹⁶ did not provide better results here (entry 7). Adding a *t*Bu-moiety at the 4-position of the phenyl groups (Λ -Ru6) decreased the enantioselectivity to 80% ee (entry 8). However, the best result was obtained with a 4-(CF₃)Ph modification (Λ -Ru7) which afforded (*R*)-**2a** in 54% NMR yield at 77% conversion and with 95% ee (entry 9). Interestingly, even at a catalyst loading of just 0.5 mol%, the Boc-protected pyrrolidine (*R*)-**2a** was still formed with 42% yield (65% conversion) and 94% ee, reflecting a turnover number of 84 (entry 10). Thus,



a careful optimization of steric and electronic effects provided a ruthenium catalyst (Δ -Ru7) which, in the presence of tris(4-fluorophenyl)phosphine, effectively discriminates between the two benzylic C–H bonds of 4-azidobutylbenzene to provide the corresponding chiral pyrrolidine with a modest yield but outstanding enantioselectivity.^{17,18}

Control experiments revealed that tris(4-fluorophenyl)phosphine is crucial for obtaining a satisfactory yield. In its absence, the yield diminished to merely 12% even after an extended reaction time, while the enantioselectivity was not affected, thus implying that the phosphine is not involved in the stereocontrolling step (entry 11). Finally, Boc₂O is also required for this reaction to proceed (entry 12).¹⁶

Substrate scope investigation

With the optimized catalyst Δ -Ru7 and optimized reaction conditions in hand, we investigated the substrate scope of this transformation. As shown in Fig. 2, methyl groups at *para* or *meta* positions of the benzene moiety are well tolerated (pyrrolidines **2b**, **c**), but a sterically demanding *ortho*-methyl group leads to a vastly diminished yield of 15%. Both electron-donating (leading to pyrrolidines **2e–k**) and electron-accepting substituents (leading to pyrrolidines **2l**, **m**) are tolerated,

although electron-accepting substituents led to decreased yields. The phenyl moiety can also be replaced by a naphthyl moiety (pyrrolidine **2n**) and by heteroaromatic moieties (pyrrolidines **2o–s**). For example, a carbazole moiety provides the Boc-protected pyrrolidine **2s** in 52% yield and 93% ee. However, replacing the aryl group with alkyl, alkenyl, or alkynyl groups suppresses the C–H amination reaction (Table S8,† entries 1–3). Further substrates including bridging aryl groups could also be transformed into their corresponding pyrrolidine products (**2t**, **u**). Finally, a racemic substrate with a tertiary C–H group only provided a very modest kinetic resolution (Table S8,† entry 4).

Overall, enantioselectivities of 76–99% ee and isolated yields of 15–57% were observed. However it has to be noted that none of the reactions proceed to complete conversion and thus allow reisolation of unreacted starting materials (Fig. 2). Despite the modest yields, it is remarkable that chiral α -aryl pyrrolidines with outstanding enantioselectivities of up to 99% ee can be obtained through this challenging ring-closing C(sp³)-H amination of aliphatic azides.¹⁹ Importantly, chiral α -aryl pyrrolidines are prominent structural motifs in bioactive compounds.² For example, pyrrolidine **2g** can be converted to the anti-tumor alkaloid (*R*)-(+)-crispine in 4 steps using the Pummerer cyclization (Fig. S1†).^{2c}

Mechanism study

We performed experiments to gain insight into the reaction mechanism and started with the unusual function of the phosphine. The role of the phosphine as a co-catalyst to activate the organic azide is advocated by the well-established reactivity of azides towards phosphines.²⁰ Indeed, P(4-F-Ph)₃ starts to react with (4-azidobutyl)benzene already at room temperature and complete conversion is obtained at 95 °C for 2 hours to form the corresponding iminophosphorane **4** (Fig. 3a). We also confirmed that iminophosphorane **4** is catalytically competent by itself (Fig. 3b). Interestingly, although such a role of phosphines in the activation of organic azides towards C–H amination has not been reported to our knowledge, the opposite reaction namely the phosphine-induced extraction of a nitrene from a metal imido complex was disclosed independently by McElwee-White^{21a} and Sundermeyer.^{21b}

Next, we attempted to gain insight into the competing 1,2-hydride shift by comparing (4-azidobutyl)benzene and benzyl azide as substrates at a temperature where C–H amination does not yet occur. As a result, only benzyl azide provided significant amounts of imine product which can be traced back to the higher activity of the benzylic C–H group in the ruthenium imido intermediate towards 1,2-H shift (Fig. 3c). This is consistent with a recent report by Park who showed that the degree of 1,2-H shift correlates with the nature of the α -C–H bond.^{9c}

To understand the electronic nature of the proposed ruthenium nitrenoid intermediate, initial C–H amination rates of electronically distinct substrates **1e** and **1l** were determined. As a result, the cyclization rate of electron-rich **1e** was 1.7 times faster than that of electron-deficient **1l** suggesting the electrophilic nature of the ruthenium nitrene (Fig. 3d). This is

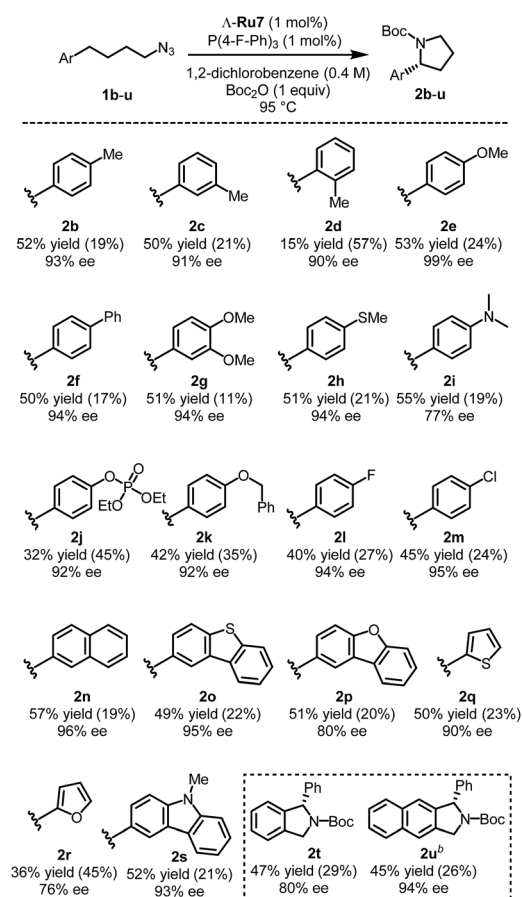


Fig. 2 Substrate scope with isolated yields.^a ^aRecovered starting materials are shown in parentheses. ^bLower substrate concentration (0.1 M) and 85 °C was used instead.



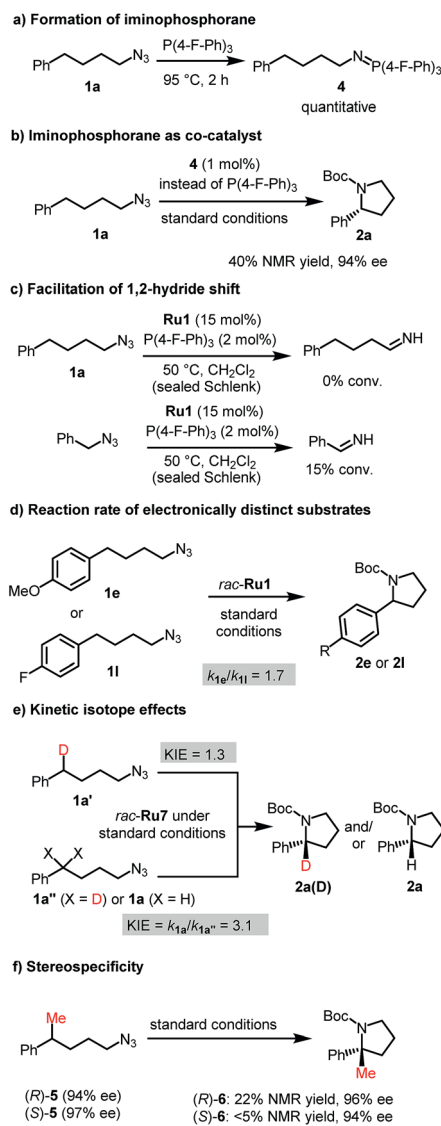


Fig. 3 Mechanistic experiments. (a) Iminophosphorane formation, (b) verification of the iminophosphorane as co-catalyst, (c) investigation of 1,2-hydride shift, (d) elucidation of electronic effects on reaction rate, (e) determination of kinetic isotope effects, and (f) evaluation of the stereospecificity of the C–H amination.

consistent with the substrate scope in which electron-rich substrates provided better yields compared with electron-deficient substrates. The C–H amination with monodeuterated substrate **1a'** using a racemic catalyst provided an intramolecular kinetic isotope effect (KIE) of 1.3 (Fig. 3e), which is much lower than the value reported for iron^{8b,e} and cobalt^{8g} catalytic systems. This might suggest that the C–H amination appears to occur by a concerted-insertion mechanism or a hydrogen abstraction mechanism with fast radical recombination.^{8h} However, the interpretation of the intramolecular KIE is complicated by the fact that the ruthenium catalyst is intrinsically chiral, although used as a racemic mixture for this experiment, and the monodeuterated substrate **1a'** as well. Indeed the cyclization of the chiral substrate (*R*)-**5** to (*R*)-**6** but not (*S*)-**5** to (*S*)-**6** demonstrates the high stereospecificity of the

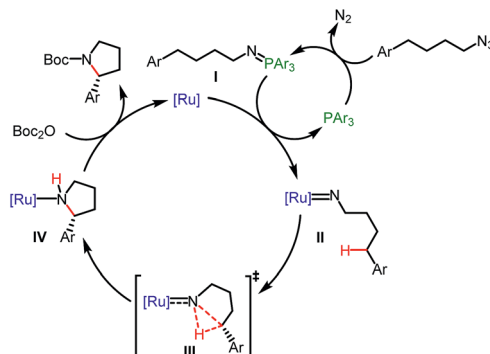


Fig. 4 Proposed mechanism.

C–H amination (Fig. 3f). Finally, we determined a pronounced (noncompetitive) intermolecular KIE value of 3.1 by measuring initial C–H amination rates of non-deuterated (**1a**) and bis-deuterated (**1a''**) substrates (Fig. 3e). Using alternatively a 1 : 1 mixture of non-deuterated (**1a**) and bis-deuterated (**1a''**) substrates provides a (competitive) intermolecular KIE of 3.9 (see Fig. S6†). This observation of a significant intermolecular KIE reveals that the C–H amination is the rate limiting step in the overall process.

Based on previous studies^{8b–h} on the ring-closing C–H amination of (4-azidobutyl)arenes and our mechanism study, the following mechanism is proposed (Fig. 4). P(4-F-Ph)₃ activates the organic azide to form an intermolecular iminophosphorane (**I**) through the well-known Staudinger reaction which then transfers a nitrene to the ruthenium center to afford a ruthenium imido complex (intermediate **II**), followed by a stereo-controlled insertion of the nitrene moiety into the δ -C–H bond (transition state **III**) to provide a ruthenium-coordinated pyrrolidine (intermediate **IV**). Alternatively, a stepwise process through H-atom transfer cannot be excluded at this point. Finally, the product is released after Boc-protection.

Conclusions

We here present a highly enantioselective catalytic ring-closing benzylic C(sp³)-H amination of primary aliphatic azides to provide chiral 2-aryl pyrrolidines by combining chiral-at-metal transition metal catalysis with nucleophilic phosphine catalysis. In this unique dual catalysis system, the phosphine activates the organic azide and transfers a nitrene to the ruthenium complex, which then executes the enantioselective C–H amination. This combination of ruthenium catalysis and the Staudinger reaction introduces a novel direction for C–H amination of unactivated aliphatic azides which are very desirable but challenging substrates for this transformation.

Conflicts of interest

There are no conflicts to declare.



Acknowledgements

Support of this work by the Deutsche Forschungsgemeinschaft is gratefully acknowledged (ME1805/15-1).

Notes and references

- (a) D. O'Hagan, *Nat. Prod. Rep.*, 2000, **17**, 435; (b) R. D. Taylor, M. MacCoss and A. D. G. Lawson, *J. Med. Chem.*, 2014, **57**, 5845.
- For chiral α -aryl pyrrolidine-containing bioactive molecules, see: (a) J. Lloyd, H. J. Finlay, W. Vacarro, T. Hyunh, A. Kover, R. Bhandaru, L. Yan, K. Atwal, M. L. Conder, T. Jenkins-West, H. Shi, C. Huang, D. Li, H. Sun and P. Levesque, *Bioorg. Med. Chem.*, 2010, **20**, 1436; (b) C. H. Mitch, S. J. Quimby, N. Diaz, C. Pedregal, M. G. de la Torre, A. Jimenez, Q. Shi, E. J. Canada, S. D. Kahl, M. A. Statnick, D. L. McKinzie, D. R. Benesh, K. S. Rash and V. N. Barth, *J. Med. Chem.*, 2011, **54**, 8000; (c) S. C. K. Rotte, A. G. Chittiboyina and I. A. Khan, *Eur. J. Org. Chem.*, 2013, 6355.
- (a) G. He, Y. Zhao, S. Zhang, C. Lu and G. Chen, *J. Am. Chem. Soc.*, 2012, **134**, 3; (b) M. Yang, B. Su, Y. Wang, K. Chen, X. Jiang, Y.-F. Zhang, X.-S. Zhang, G. Chen, Y. Cheng, Z. Cao, Q.-Y. Guo, L. Wang and Z.-J. Shi, *Nat. Commun.*, 2014, **5**, 4707; (c) C. Q. O'Broin, P. Fernández, C. Martínez and K. Muñiz, *Org. Lett.*, 2016, **18**, 436; (d) D. Meng, Y. Tang, J. Wei, X. Shi and M. Yang, *Chem. Commun.*, 2017, **53**, 5744; (e) P. Becker, T. Duhamel, J. C. Stein, M. Reiher and K. Muñiz, *Angew. Chem., Int. Ed.*, 2017, **56**, 8004; (f) P. Becker, T. Duhamel, C. Martínez and K. Muñiz, *Angew. Chem., Int. Ed.*, 2018, **57**, 5166; (g) S. Herold, D. Bafaluy and K. Muñiz, *Green Chem.*, 2018, **20**, 3191.
- For reviews on catalytic C(sp³)-H aminations, see: (a) F. Collet, R. H. Dodd and P. Dauban, *Chem. Commun.*, 2009, 5061; (b) C.-M. Che, V. K.-Y. Lo, C.-Y. Zhou and J.-S. Huang, *Chem. Soc. Rev.*, 2011, **40**, 1950; (c) F. Collet, C. Lescot and P. Dauban, *Chem. Soc. Rev.*, 2011, **40**, 1926; (d) J. L. Roizen, M. E. Harvey and J. Du Bois, *Acc. Chem. Res.*, 2012, **45**, 911; (e) G. Dequerez, V. Pons and P. Dauban, *Angew. Chem., Int. Ed.*, 2012, **51**, 7384; (f) J. L. Jeffrey and R. Sarpong, *Chem. Sci.*, 2013, **4**, 4092; (g) Y. Park, Y. Kim and S. Chang, *Chem. Rev.*, 2017, **117**, 9247; (h) B. Darses, R. Rodrigues, L. Neuville, M. Mazurais and P. Dauban, *Chem. Commun.*, 2017, **53**, 493; (i) J. C. K. Chu and T. Rovis, *Angew. Chem., Int. Ed.*, 2018, **57**, 62.
- For reviews on C(sp³)-H aminations with organic azides, see: (a) T. G. Driver, *Org. Biomol. Chem.*, 2010, **8**, 3831; (b) T. Uchida and T. Katsuki, *Chem. Rec.*, 2014, **14**, 117; (c) D. Intrieri, P. Zardi, A. Caselli and E. Gallo, *Chem. Commun.*, 2014, **50**, 11440; (d) P. F. Kuijpers, J. I. van der Vlugt, S. Schneider and B. de Bruin, *Chem.-Eur. J.*, 2017, **23**, 13819.
- (a) S.-M. Au, J.-S. Huang, W.-Y. Yu, W.-H. Fung and C.-M. Che, *J. Am. Chem. Soc.*, 1999, **121**, 9120; (b) S. Cenini, E. Gallo, A. Penoni, F. Ragaini and S. Tollari, *Chem. Commun.*, 2000, 2265; (c) F. Ragaini, A. Penoni, E. Gallo, S. Tollari, C. L. Gotti, M. Lapadula, E. Mangioni and S. Cenini, *Chem.-Eur. J.*, 2003, **9**, 249; (d) S. K.-Y. Leung, W.-M. Tsui, J.-S. Huang, C.-M. Che, J.-L. Liang and N. Zhu, *J. Am. Chem. Soc.*, 2005, **127**, 16629; (e) J. V. Ruppel, R. M. Kamble and X. P. Zhang, *Org. Lett.*, 2007, **9**, 4889; (f) S. Fantauzzi, E. Gallo, A. Caselli, F. Ragaini, N. Casati, P. Macchi and S. Cenini, *Chem. Commun.*, 2009, 3952; (g) K. Sun, R. Sachwani, K. J. Richert and T. G. Driver, *Org. Lett.*, 2009, **11**, 3598; (h) H. Lu, V. Subbarayan, J. Tao and X. P. Zhang, *Organometallics*, 2010, **29**, 389; (i) H. Lu, J. Tao, J. E. Jones, L. Wojtas and X. P. Zhang, *Org. Lett.*, 2010, **12**, 1248; (j) M. Ichinose, H. Suematsu, Y. Yasutomi, Y. Nishioka, T. Uchida and T. Katsuki, *Angew. Chem., Int. Ed.*, 2011, **50**, 9884; (k) Q. Nguyen, K. Sun and T. G. Driver, *J. Am. Chem. Soc.*, 2012, **134**, 7262; (l) W. Xiao, J. Wei, C.-Y. Zhou and C.-M. Che, *Chem. Commun.*, 2013, **49**, 4619; (m) Y. Nishioka, T. Uchida and T. Katsuki, *Angew. Chem., Int. Ed.*, 2013, **52**, 1739; (n) K.-H. Chan, X. Guan, V. K.-Y. Lo and C.-M. Che, *Angew. Chem., Int. Ed.*, 2014, **53**, 2982; (o) T. Kang, Y. Kim, D. Lee, Z. Wang and S. Chang, *J. Am. Chem. Soc.*, 2014, **136**, 4141; (p) I. T. Alt, C. Gutoff and B. Plietker, *Angew. Chem., Int. Ed.*, 2017, **56**, 10582; (q) C. Li, K. Lang, H. Lu, Y. Hu, X. Cui, L. Wojtas and X. P. Zhang, *Angew. Chem., Int. Ed.*, 2018, **57**, 16837.
- For an intermolecular C-H amination of 1-adamantylazide, see: Y. M. Badiei, A. Dinescu, X. Dai, R. M. Palomino, F. W. Heinemann, T. R. Cundari and T. H. Warren, *Angew. Chem., Int. Ed.*, 2008, **47**, 9961.
- For intramolecular C-H aminations of alkyl azides, see: (a) E. R. King and T. A. Betley, *Inorg. Chem.*, 2009, **48**, 2361; (b) E. T. Hennessy and T. A. Betley, *Science*, 2013, **340**, 591; (c) D. A. Iovan, M. J. T. Wilding, Y. Baek, E. T. Hennessy and T. A. Betley, *Angew. Chem., Int. Ed.*, 2017, **56**, 15599; (d) N. C. Thacker, Z. Lin, T. Zhang, J. C. Gilhula, C. W. Abney and W. Lin, *J. Am. Chem. Soc.*, 2016, **138**, 3501; (e) B. Bagh, D. L. J. Broere, V. Sinha, P. F. Kuijpers, N. P. van Leest, B. de Bruin, S. Demeshko, M. A. Siegler and J. I. van der Vlugt, *J. Am. Chem. Soc.*, 2017, **139**, 5117; (f) D. L. J. Broere, B. de Bruin, J. N. H. Reek, M. Lutz, S. Dechert and J. I. van der Vlugt, *J. Am. Chem. Soc.*, 2014, **136**, 11574; (g) P. F. Kuijpers, M. J. Tiekink, W. B. Breukelaar, D. L. J. Broere, N. P. van Leest, J. I. van der Vlugt, J. N. H. Reek and B. de Bruin, *Chem.-Eur. J.*, 2017, **23**, 7945; (h) K.-P. Shing, Y. Liu, B. Cao, X.-Y. Chang, T. You and C.-M. Che, *Angew. Chem., Int. Ed.*, 2018, **57**, 11947.
- (a) G. Albertin, S. Antoniutti, D. Baldan, J. Castro and S. García-Fontán, *Inorg. Chem.*, 2008, **47**, 742; (b) G. Albertin, S. Antoniutti and J. Castro, *J. Organomet. Chem.*, 2010, **695**, 574; (c) J. H. Lee, S. Gupta, W. Jeong, Y. H. Rhee and J. Park, *Angew. Chem., Int. Ed.*, 2012, **51**, 10851; (d) H. K. Pak, J. Han, M. Jeon, Y. Kim, Y. Kwon, J. Y. Park, Y. H. Rhee and J. Park, *ChemCatChem*, 2015, **7**, 4030; (e) J. Y. Park, Y. Kim, D. Y. Bae, Y. H. Rhee and J. Park, *Organometallics*, 2017, **36**, 3471; (f) L. Hu, Y. A. Liu and X. Liao, *Sci. Adv.*, 2017, **3**, e1700826.
- For a review of asymmetric C-H functionalization, see: C. Zheng and S.-L. You, *RSC Adv.*, 2014, **4**, 6173.



- 11 For reviews of ruthenium catalyzed C(sp³)-H functionalization, see: (a) F. Kakiuchi and N. Chatani, Ruthenium-Catalyzed Reactions via sp C-H, sp² C-H, sp³ C-H, and C-Halogen Bond Activations, in *Ruthenium in Organic Synthesis*, ed. S.-I. Murahashi, Wiley-VCH Verlag GmbH, 2005, p. 219; (b) P. B. Arockiam, C. Bruneau and P. H. Dixneuf, *Chem. Rev.*, 2012, **112**, 5879; (c) C. Bruneau, sp³ C-H Bond Functionalization with Ruthenium Catalysts, in *Ruthenium in Catalysis*, ed. C. Bruneau and P. H. Dixneuf, Springer, Top. Organomet. Chem., 2014, vol. 48, p. 195.
- 12 For an example of ruthenium imido intermediates, see: S.-M. Au, W.-H. Fung, M.-C. Cheng, C.-M. Che and S.-M. Peng, *Chem. Commun.*, 1997, 1655.
- 13 Y. Zheng, Y. Tan, K. Harms, M. Marsch, R. Riedel, L. Zhang and E. Meggers, *J. Am. Chem. Soc.*, 2017, **139**, 4322.
- 14 L. Zhang and E. Meggers, *Acc. Chem. Res.*, 2017, **50**, 320.
- 15 L. Zhang and E. Meggers, *Chem.-Asian J.*, 2017, **12**, 2335.
- 16 Z. Zhou, S. Chen, J. Qin, X. Nie, X. Zheng, K. Harms, R. Riedel, K. N. Houk and E. Meggers, *Angew. Chem., Int. Ed.*, 2019, **58**, 1088.
- 17 Several other ruthenium catalysts were tested for this C-H amination. However, none of them could catalyze this reaction to provide a Boc-protected pyrrolidine product (see Table S7†). This indicated that the ligand environment of ruthenium complexes was important for the success of C-H amination.
- 18 Experiments in which we added fresh catalysts and optionally also additional phosphine ligands after a reaction time of 30 h did only slightly improve the yields (see Table S6,† entries 8–10).
- 19 For a different but very convenient method to prepare non-racemic 2-aryl pyrrolidines, see: K. R. Campos, A. Klapars, J. H. Waldman, P. G. Dormer and C. Chen, *J. Am. Chem. Soc.*, 2006, **128**, 3538.
- 20 (a) H. Staudinger and J. Meyer, *Helv. Chim. Acta*, 1919, **2**, 635; (b) Y. G. Gololobov and L. F. Kasukhin, *Tetrahedron*, 1992, **48**, 1353.
- 21 (a) H. F. Sleiman, S. Mercer and L. McElwee-White, *J. Am. Chem. Soc.*, 1989, **111**, 8007; (b) K. Korn, A. Schorm and J. Sundermeyer, *Z. Anorg. Allg. Chem.*, 1999, **625**, 2125.

