



Cite this: *Chem. Commun.*, 2021, 57, 6736

Received 7th April 2021,  
Accepted 7th June 2021

DOI: 10.1039/d1cc01856f

rsc.li/chemcomm

## Borane catalysed cyclopropenation of arylacetylenes†

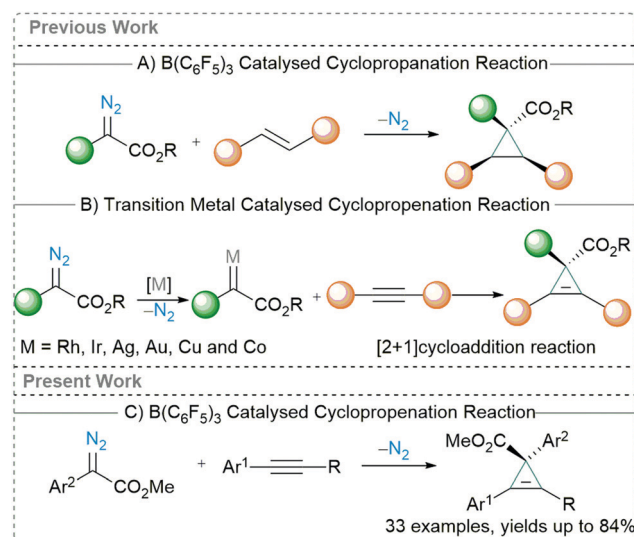
Katarina Stefkova,<sup>ID</sup> Matthew J. Heard, Ayan Dasgupta<sup>ID</sup>\* and Rebecca L. Melen<sup>ID</sup>\*

**Triarylboranes have gained substantial attention as catalysts for C–C bond forming reactions due to their remarkable catalytic activities. Herein, we report  $B(C_6F_5)_3$  catalysed cyclopropenation of a wide variety of arylacetylenes using donor–acceptor diazoesters. A mild reaction protocol has been developed for the synthesis of functionalised cyclopropenes (33 examples) in good to excellent yields.**

Transition metal catalysed C–C bond forming reactions overwhelm the chemical literature.<sup>1</sup> Although the use of precious transition metal catalysts has achieved immense success, metal impurities in the final compounds are often unavoidable. This is particularly significant when considering products taken into the body where toxic metal contamination must be kept to a minimum. Over the last few years, main group-based catalysts have been extensively investigated as substantial alternative to the precious transition metals.<sup>2</sup> More precisely, the Lewis acidic triarylboranes<sup>3</sup> have found multitude applications towards C–C bond forming reactions.<sup>4,5</sup> The presence of empty d-orbitals in transition metals allows them to lend or remove electrons from the coupling partners, and thus can be employed as a catalyst for wide variety of reactions.<sup>6</sup> Likewise, the empty p-orbital of the central boron atom of Lewis acids renders them strongly electrophilic in nature and therefore they can readily react with Lewis bases by accepting a lone pair of electrons.<sup>7</sup> Relating to this, an important initial contribution made by Zhang in 2016,<sup>8</sup> showed that  $B(C_6F_5)_3$  could act as a catalyst for the *ortho*-selective C–H alkylation of unprotected phenols with  $\alpha$ -aryl  $\alpha$ -diazoesters. The mechanism for this reaction was revealed computationally to be the activation of the diazoester through  $O \rightarrow B$  adduct formation to generate carbenes.<sup>9</sup> Therefore, by

using diazoester precursors, a carbene transfer reactions can be carried out using  $B(C_6F_5)_3$  as a catalyst.<sup>10</sup>

Carbene transfer reactions are one of the most fundamental reactions in organic synthesis and widespread studies have been conducted to explore the synthetic utility of carbenes for making a variety of novel compounds.<sup>11</sup> Recently, we<sup>12</sup> and Wilkerson-Hill<sup>13</sup> observed that catalytic amounts of  $B(C_6F_5)_3$  enable the cyclopropanation reactions of styrenes (Scheme 1A) using  $\alpha$ -aryl  $\alpha$ -diazoesters. This exciting outcome motivated us to investigate this reactivity further to see if arylacetylenes could also be used as substrates in reactions with  $\alpha$ -aryl  $\alpha$ -diazoesters using  $B(C_6F_5)_3$  as a catalyst. This reaction, cyclopropanation, has been largely investigated using precious transition metals, such as Rh,<sup>14</sup> Ir,<sup>15</sup> Ag,<sup>16</sup> and Au.<sup>17</sup> Nonetheless, the use of non-precious transition metals, including Cu<sup>18</sup> and Co<sup>19</sup> (Scheme 1B), have also been reported. Typically, in the presence of a metal catalyst, diazoesters afford a metal-carbenoid species



**Scheme 1** General approach for cyclopropanation/cyclopropanation reaction.

Cardiff Catalysis Institute, School of Chemistry, Cardiff University, Main Building, Park Place, Cardiff, CF10 3AT, Cymru/Wales, UK.

E-mail: DasguptaA3@cardiff.ac.uk, MelenR@cardiff.ac.uk

† Electronic supplementary information (ESI) available: Experimental procedures, NMR data, X-ray data. CCDC 2072872 and 2072873. For ESI and crystallographic data in CIF or other electronic format see DOI: 10.1039/d1cc01856f



which then readily undergoes a [2+1] cycloaddition with an arylacetylene to form the 3-membered carbocycle. Recently, Koenigs *et al.* revealed that cyclopropanation of arylacetylenes using  $\alpha$ -aryl  $\alpha$ -diazoesters is also possible by employing visible light (blue light; 470 nm).<sup>20</sup>

We initiated our studies into the cyclopropanation reaction using phenylacetylene (1.3 equiv.) and  $\alpha$ -aryl  $\alpha$ -diazoester **1a** (1 equiv.) as model substrates (Table 1). The reaction between **1a** and phenylacetylene showed no formation of the cyclopropane product (**3i**) in absence of any catalyst at both ambient temperature and at reflux in  $\text{CH}_2\text{Cl}_2$  (Table 1, entries 1 and 2). Addition of  $\text{BF}_3\cdot\text{OEt}_2$  as a Lewis acid catalyst (20 mol%) also showed no formation of the desired carbocycle (**3i**) and only decomposition of the diazo compound into the homocoupled product was observed (Table 1, entry 3). 40 mol% of the Brønsted acid (TfOH, triflic acid) also failed to promote the reaction (Table 1, entry 4). When 20 mol%  $\text{B}(\text{C}_6\text{F}_5)_3$  was employed for the reaction, no product formation was observed at ambient temperature, however reaction at 45 °C afforded **3i** in 48% yield after 24 h (Table 1, entries 5 and 6). Switching the solvent from  $\text{CH}_2\text{Cl}_2$  to  $\text{C}_2\text{H}_4\text{Cl}_2$  slightly improved the yield of **3i** to 57% but still did not give satisfactory results (Table 1, entry 7). Increasing the reaction temperature further to 70 °C however was detrimental to the reaction leading to the formation of a complicated reaction mixture and the isolation of the desired product **3i** failed (Table 1, entry 8). Reducing the catalytic loading of  $\text{B}(\text{C}_6\text{F}_5)_3$  from 20 mol% to 10 mol% showed improvement in the yield of **3i** to 65%. However, reducing catalytic loadings further to 5 mol% gave lower yields of the

desired carbocycle **3i** of 32% (Table 1, entries 9 and 10). Additionally, we tested other triarylfluoroborane catalysts for the cyclopropanation reaction and we observed that although 10 mol%  $(2,4,6\text{-F}_3\text{C}_6\text{H}_2)_3\text{B}$  [ $(2,4,6\text{-Ar}^{\text{F}})_3\text{B}$ ] afforded **3i** in poor yields of 28%, the Lewis acidic boranes  $(3,4,5\text{-F}_3\text{C}_6\text{H}_2)_3\text{B}$  [ $(3,4,5\text{-Ar}^{\text{F}})_3\text{B}$ ] and  $(3,5\text{-CF}_3\text{C}_6\text{H}_3)_3\text{B}$  [ $(3,5\text{-CF}_3\text{-Ar}^{\text{F}})_3\text{B}$ ] completely failed to catalyse the reaction, and no product formation was detected (Table 1, entries 11–13).

Interestingly, the yield of **3i** was further improved to 75% when we used a slight excess of **1a** (1.3 equiv.) (Table 1, entry 14). Thus our optimised reaction conditions were a 1:1.3 stoichiometric ratio of phenylacetylene:**1a** and carrying out the reaction in  $\text{C}_2\text{H}_4\text{Cl}_2$  at 50 °C using 10 mol%  $\text{B}(\text{C}_6\text{F}_5)_3$ .


With the optimised conditions in hand, we then explored the scope of the reaction with various  $\alpha$ -aryl  $\alpha$ -diazoesters (**1**) and arylacetylenes (Scheme 2). Firstly, terminal arylacetylenes were explored bearing electron-withdrawing, neutral, and electron releasing groups, for the cyclopropanation reaction with different  $\alpha$ -aryl  $\alpha$ -diazoesters (**1a–g**) to generate the products **3a–3ae** in 30–84% yields. Of these, products **3n** and **3o** could be recrystallised by vapour diffusion from  $\text{CH}_2\text{Cl}_2$ /pentane and their structures elucidated by single crystal X-ray diffraction (Fig. 1). Lower yields were observed with strongly electron withdrawing ( $p\text{-CF}_3$ ) or electron releasing ( $p\text{-OMe}$ ,  $p\text{-Me}$ ) arylacetylenes giving **3a,b**, **u–w** in less than 50% yield. Another observation was that the  $p\text{-F}$  or  $o\text{-F}$  substituted  $\alpha$ -aryl  $\alpha$ -diazoesters (**1a** and **1b** respectively) gave better yields than the  $p\text{-OMe}$  substituted  $\alpha$ -aryl  $\alpha$ -diazoester (**1g**) when combined with the same arylacetylene. Interestingly, the vinyl diazoacetate (methyl (*E*)-2-diazo-4-phenylbut-3-enoate, (**1h**), symmetrical diisopropyl 2-diazomalonate (**1i**), diazodimedone (**1j**), ethyl 2-diazoacetate (**1k**), and methyl 2-diazo-2-(3-fluorophenyl)acetate (**1l**) failed to react with arylacetylenes to afford the desired carbocycles. Aliphatic terminal acetylenes including *tert*-butylacetylene and hex-1-yne, as well as ethynyltrimethylsilane were also unsuccessful for the reaction.

We then examined the reactivities of the internal alkynes in the cyclopropanation reaction with limited success. However, when 1-phenyl-1-propyne and hex-1-ynylbenzene (**2a**) were reacted with **1c**, the desired carbocycles **3af** and **3ag** were isolated in poor yields of 15% and 26% respectively. Other internal alkynes such as 1,2-diphenylethyne, trimethyl(phenylethynyl)silane, and 1-(prop-1-yn-1-yl)-4-(trifluoromethyl)benzene failed to react completely.

Following this we investigated the selectivity of the carbocycle formation (cyclopropanation *versus* cyclopropanation) when both alkene and alkyne functionalities are present. For this competition study, the intramolecular alkene/alkyne compounds 1-ethynyl-4-vinylbenzene (**2b**) and 1-ethynyl-2-vinylbenzene (**2c**) were tested in the  $\text{B}(\text{C}_6\text{F}_5)_3$  catalysed reaction with **1a**. In both cases cyclopropanation was favoured over cyclopropanation giving the cyclopropane carbocycle as a single diastereoisomer in 88% (**3ah**) and 41% (**3ai**) yields, respectively.

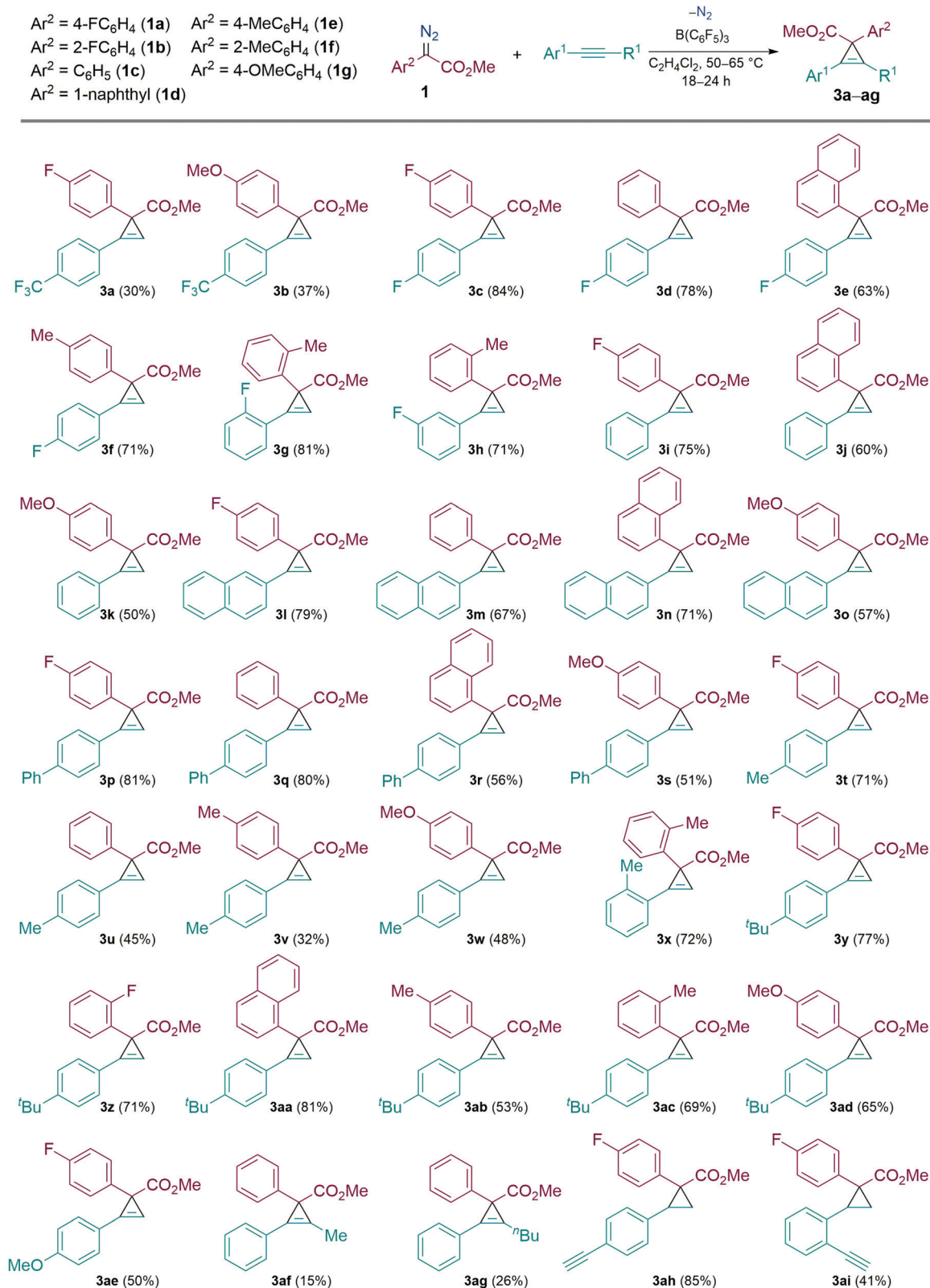
Unfortunately, attempts to synthesise 3-membered heterocycles from the insertion of the carbene into  $\text{C}=\text{O}$ ,  $\text{C}=\text{N}$  or  $\text{C}\equiv\text{N}$  bonds failed. Using the optimised reaction conditions,

Table 1 Optimisation of the reaction conditions



Entry	Catalyst	Loading (mol%)	Solvent	Temp. (°C)	Time (h)	Yield <sup>a</sup> (%)
1	None	—	$\text{CH}_2\text{Cl}_2$	r.t.	24	—
2	None	—	$\text{CH}_2\text{Cl}_2$	45	24	—
3	$\text{BF}_3\cdot\text{OEt}_2$	20	$\text{CH}_2\text{Cl}_2$	45	24	—
4	TfOH	40	$\text{CH}_2\text{Cl}_2$	45	24	—
5	$\text{B}(\text{C}_6\text{F}_5)_3$	20	$\text{CH}_2\text{Cl}_2$	r.t.	24	—
6	$\text{B}(\text{C}_6\text{F}_5)_3$	20	$\text{CH}_2\text{Cl}_2$	45	24	48
7	$\text{B}(\text{C}_6\text{F}_5)_3$	20	$\text{C}_2\text{H}_4\text{Cl}_2$	50	22	57
8	$\text{B}(\text{C}_6\text{F}_5)_3$	20	$\text{C}_2\text{H}_4\text{Cl}_2$	70	18	—
9	$\text{B}(\text{C}_6\text{F}_5)_3$	10	$\text{C}_2\text{H}_4\text{Cl}_2$	50	24	65
10	$\text{B}(\text{C}_6\text{F}_5)_3$	5	$\text{C}_2\text{H}_4\text{Cl}_2$	50	28	32
11	$(2,4,6\text{-Ar}^{\text{F}})_3\text{B}$	10	$\text{C}_2\text{H}_4\text{Cl}_2$	50	24	28
12	$(3,4,5\text{-Ar}^{\text{F}})_3\text{B}$	10	$\text{C}_2\text{H}_4\text{Cl}_2$	40	24	—
13	$(3,5\text{-CF}_3\text{-Ar}^{\text{F}})_3\text{B}$	10	$\text{C}_2\text{H}_4\text{Cl}_2$	50	24	—
14	$\text{B}(\text{C}_6\text{F}_5)_3$ <sup>b</sup>	10	$\text{C}_2\text{H}_4\text{Cl}_2$	50	24	75

All the reactions were carried out on a 0.1 mmol scale. **1a** (1 equiv.), phenylacetylene (1.3 equiv.), and 1.5 mL solvent. <sup>a</sup> Reported yields are isolated. <sup>b</sup> Phenylacetylene (1 equiv.), **1a** (1.3 equiv.), and 1.5 mL of solvent.



**Scheme 2** Substrate scope for the cyclopropanation of arylacetylenes. Yields reported are isolated. All the reactions were carried out in 0.1 mmol scale, 10 mol%  $\text{B(C}_6\text{F}_5)_3$  was used. **1** (1.3 equiv.), phenylacetylene (1 equiv.), and 1.5 mL of solvents were used.



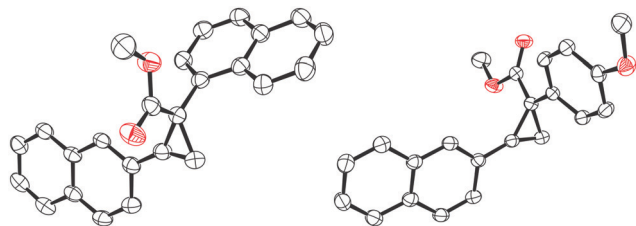


Fig. 1 Solid-state structure of compound **3n** (left) and **3o** (right). Thermal ellipsoids drawn at 50% probability. Carbon: black; oxygen: red. H atoms omitted for clarity.

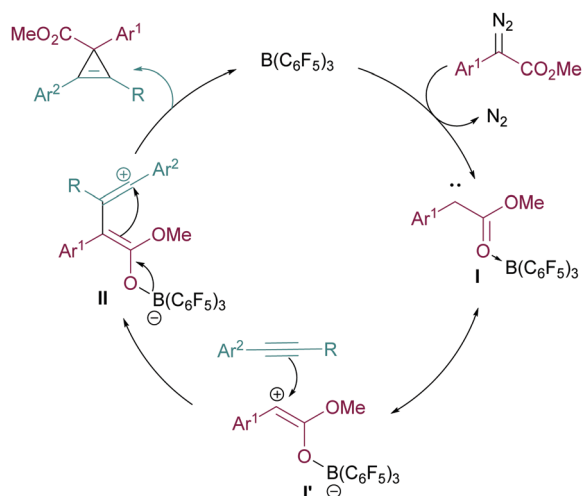


Fig. 2 Proposed reaction mechanism for the cyclopropanation reaction.

the reaction between benzaldehyde and **1c** was examined with the goal to produce the corresponding epoxide. However, multinuclear spectroscopic data of the isolated compound confirmed the formation of methyl 3-oxo-2,3-diphenylpropanoate (see ESI<sup>†</sup>) formed from the homology of benzaldehyde with the diazo compound (Roskamp–Feng reaction).<sup>21</sup>

We propose the mechanism of the cyclopropanation reaction to proceed in a similar manner to that for the cyclopropanation reaction reported in our previous studies<sup>12</sup> (Fig. 2). Initially, the Lewis acidic  $B(C_6F_5)_3$  binds effectively with the ester functionality of the  $\alpha$ -aryl  $\alpha$ -diazoester **1**. This facilitates loss of  $N_2$  forming the highly electron deficient intermediate **I** and its resonance form **I'**. Subsequently the reactive carbene intermediate can then react with the nucleophilic arylacetylene forming intermediate **II**. The generation of the carbocationic centre in **II** explains the need for arylacetylenes in the reaction to stabilise this intermediate. Finally, attack of the boron enolate onto the carbocation in **II** then generates the product and regenerates the catalyst.

In conclusion, a metal-free mild reaction protocol has been developed for the cyclopropanation of alkynes using diazo compounds. Our studies demonstrate that catalytic amounts of  $B(C_6F_5)_3$  readily react with  $\alpha$ -aryl  $\alpha$ -diazoesters to promote the carbene transfer reaction when reacted with arylacetylenes generating the desired 3-membered carbocycle. A wide range

of substrates were investigated and good to excellent yields of the cyclopropanated products were obtained. This methodology adds to the ever-increasing range of reactions that the Lewis acid  $B(C_6F_5)_3$  can catalyse.

AD and RLM are grateful to the EPSRC for funding and the awarding of an EPSRC Early Career Fellowship (EP/R026912/1). Information about the data that underpins the results presented in this article, including how to access them, can be found in the Cardiff University data catalogue at <http://doi.org/10.17035/d.2021.0136187455>.

## Conflicts of interest

The authors declare no conflict of interest.

## Notes and references

- For selected reviews see: (a) J. Choi and G. C. Fu, *Science*, 2017, **356**, eaaf7230; (b) S. G. Modha, V. P. Mehta and E. V. der Eycken, *Chem. Soc. Rev.*, 2013, **42**, 5042–5055.
- For selected articles see: (a) J. R. Ludwig and C. S. Schindler, *Chemistry*, 2017, **2**, 313–316; (b) Q.-L. Zhou, *Angew. Chem., Int. Ed.*, 2016, **55**, 5352–5353.
- S. J. Baker, J. W. Tomsho and S. J. Benkovic, *Chem. Soc. Rev.*, 2011, **40**, 4279–4285.
- For selected reviews see: (a) J. L. Carden, A. Dasgupta and R. L. Melen, *Chem. Soc. Rev.*, 2020, **49**, 1706–1725; (b) L. Deloux and M. Srebnik, *Chem. Rev.*, 1993, **93**, 763–784.
- For selected reviews see: (a) G. Kumar, S. Roy and I. Chatterjee, *Org. Biomol. Chem.*, 2021, **19**, 1230–1267; (b) Y. Ma, S.-J. Lou and Z. Hou, *Chem. Soc. Rev.*, 2021, **50**, 1945–1967.
- J. Takaya, *Chem. Sci.*, 2021, **12**, 1964–1981.
- R. L. Melen, *Science*, 2019, **363**, 479–484.
- Z. Yu, Y. Li, J. Shi, B. Ma, L. Liu and J. Zhang, *Angew. Chem., Int. Ed.*, 2016, **55**, 14807–14811.
- Q. Zhang, X.-F. Zhang, M. Li, C. Li, J.-Q. Liu, Y.-Y. Jiang, X. Ji, L. Liu and Y.-C. Wu, *J. Org. Chem.*, 2019, **84**, 14508–14519.
- For selected article see: (a) S. Rao, R. Kapaniaiah and K. R. Prabhu, *Adv. Synth. Catal.*, 2019, **361**, 1301–1306; (b) H. H. San, C.-Y. Wang, H.-P. Zeng, S.-T. Fu, M. Jiang and X.-Y. Tang, *J. Org. Chem.*, 2019, **84**, 4478–4485; (c) H. H. San, S.-J. Wang, M. Jiang and X.-Y. Tang, *Org. Lett.*, 2018, **20**, 4672–4676.
- For selected reviews see: (a) Z. Yang, M. L. Stivanin, I. D. Jurberg and R. M. Koenigs, *Chem. Soc. Rev.*, 2020, **49**, 6833–6847; (b) L.-W. Ye, X.-Q. Zhu, R. L. Sahani, Y. Xu, P.-C. Qian and R.-S. Liu, *Chem. Rev.*, 2020, DOI: 10.1021/acs.chemrev.0c00348; (c) Y. Xia, D. Qiu and J. Wang, *Chem. Rev.*, 2017, **117**, 13810–13889; (d) L. Liu and J. Zhang, *Chem. Soc. Rev.*, 2016, **45**, 506–516; (e) S.-F. Zhu and Q.-L. Zhou, *Natl. Sci. Rev.*, 2014, **1**, 580–603.
- A. Dasgupta, R. Babaahmadi, B. Slater, B. F. Yates, A. Ariafard and R. L. Melen, *Chemistry*, 2020, **6**, 2364–2381.
- J. P. Mancinelli and S. M. Wilkerson-Hill, *ACS Catal.*, 2020, **10**, 11171–11176.
- For a selected article see: J. F. Briones, J. Hansen, K. I. Hardcastle, J. Autschbach and H. M. L. Davies, *J. Am. Chem. Soc.*, 2010, **132**, 17211–17215.
- M. Uehara, H. Suematsu, Y. Yasutomi and T. Katsuki, *J. Am. Chem. Soc.*, 2010, **133**, 170–171.
- J. F. Briones and H. M. L. Davies, *Org. Lett.*, 2011, **13**, 3984–3987.
- J. F. Briones and H. M. L. Davies, *J. Am. Chem. Soc.*, 2012, **134**, 11916–11919.
- M. M. Díaz-Requejo, M. A. Mairena, T. R. Belderrain, M. C. Nicasio, S. Trofimenko and P. J. Pérez, *Chem. Commun.*, 2001, 1804–1805.
- X. Cui, X. Xu, H. Lu, S. Zhu, L. Wojtas and X. P. Zhang, *J. Am. Chem. Soc.*, 2011, **133**, 3304–3307.
- R. Hommelsheim, Y. Guo, Z. Yang, C. Empel and R. M. Koenigs, *Angew. Chem., Int. Ed.*, 2019, **58**, 1203–1207.
- W. Li, J. Wang, X. Hu, K. Shen, W. Wang, Y. Chu, L. Lin, X. Liu and X. Feng, *J. Am. Chem. Soc.*, 2010, **132**, 8532–8533.

