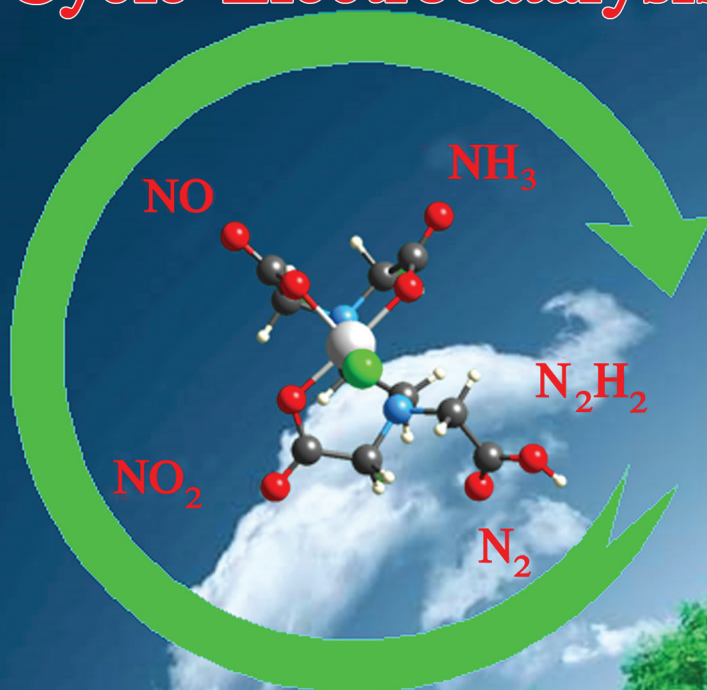


Ru(edta) in Nitrogen Cycle Electrocatalysis




Showcasing research from Dr Debabrata Chatterjee's laboratory, CSIR-Central Mechanical Engineering Research Institute, Durgapur, India and Professor Rudi van Eldik's laboratory, University of Erlangen-Nuremberg, Germany.

Prospect of Ru(edta) complexes in nitrogen cycle electrocatalysis: a mini review

The Ru^{II/III}(edta) complexes catalyzed small molecules activation has been studied by these groups for the last two decades. The research contributions compiled in this review reveal the enzyme mimicking ability of the Ru^{II/III}(edta) complexes (edta⁴⁻ = ethylenediaminetetraacetate) in electrochemical transformation of nitrogen cycle reactions, viz. nitrogen fixation, denitrification and reversal of nitrogen fixation, elucidating the complex mechanistic schemes.

As featured in:



See Debabrata Chatterjee, Rudi van Eldik *et al.*, *Inorg. Chem. Front.*, 2023, 10, 1958.

Registered charity number: 207890

REVIEW

View Article Online

View Journal | View Issue



Cite this: *Inorg. Chem. Front.*, 2023, **10**, 1958

Prospect of Ru(edta) complexes in nitrogen cycle electrocatalysis: a mini review

Debabrata Chatterjee, ^{a,b}, Olga Impert ^b and Rudi van Eldik ^{*b,c}

The nitrogen cycle is one of the most important biogeochemical cycles on Earth. This cycle mainly involves redox conversion of dinitrogen when it is converted into ammonia (nitrogen fixation pathway) and the cycle is completed with the conversion of ammonia to dinitrogen (involving nitrification and denitrification pathways). The application of Ru(edta) complexes (edta⁴⁻ = ethylenediaminetetraacetate) in nitrogen cycle-related electrochemical transformation reactions has not been systematically reviewed to date. This review aims to report the research progression on the use of Ru(edta) complexes in catalyzing N-cycle electrochemical transformations. In this review, the role of Ru(edta) complexes in mediating electrochemical reactions pertaining to nitrogen fixation and denitrification in the nitrogen cycle has been discussed, providing in-depth mechanistic knowledge for understanding the varied roles of Ru(edta) complexes pertaining to the many N-cycle-related electrochemical transformations.

Received 1st February 2023,
Accepted 27th February 2023

DOI: 10.1039/d3qi00199g

rsc.li/frontiers-inorganic

1. Introduction

The nitrogen cycle (hereinafter referred to as the N-cycle) is a naturally occurring reaction cycle,¹ wherein the inorganic compounds of nitrogen are controlled. It is one of the most significant and long lasting (ten thousand years) biogeochemical cycles on Earth. The nitrogen cycle relates a diverse range of sectors including agriculture and energy, and has ecological impacts on climate change and water bodies. Although the global nitrogen cycle in the current era includes the main forms of nitrogen and their circulation in different biogeochemical sources, *viz.* oceans, lakes, rivers, groundwater, the atmosphere, terrestrial biosphere, and geosphere,^{2,3} we depict herein a simplified nitrogen cycle as shown in Fig. 1, signifying the most essential pathways and the intermediates formed in the different interconversions of nitrogen. As shown typically in Fig. 1, dinitrogen (N₂) is converted into ammonia (NH₃) through the nitrogen fixation pathway, and the cycle is completed with the conversion of ammonia to dinitrogen involving the nitrification of ammonia to nitric oxide/nitrite/nitrate followed by their denitrification (Fig. 1). The intermediate compounds such as hydrazine (N₂H₄), hydroxylamine (NH₂OH), nitric oxide (NO), nitrous and nitric acids (HNO₂/

HNO₃), and nitrous oxide (N₂O) produced during the nitrogen cycle are of value in the chemical industries.

It is noteworthy that all the aforesaid reactions as shown in Fig. 1 occur in nature, and are catalyzed by active sites of metalloenzymes. However, the syntheses of transition metal complexes and their application towards mimicking such enzymatic transformations shown in the N-cycle (Fig. 1) are intriguing areas of research and of enduring importance.^{4–15} In this context, an electrochemical approach to effect the transformations referred to as the N-cycle (Fig. 1) using transition metal complexes as ‘molecular electro-catalysts’ appears to be the most attractive for its veritable ‘eco-friendly’ aspects. Such metal complex catalysts bind to N-cycle molecules, thus providing a lower energy pathway (rendering a substantial drop in the over-potential required to initiate the electrochemical con-

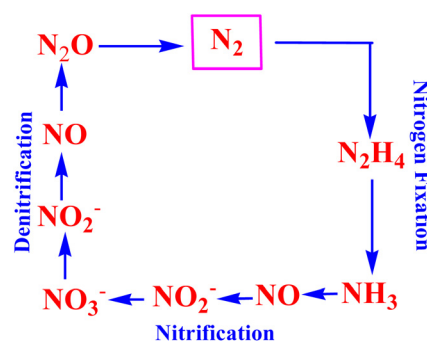


Fig. 1 Pictorial presentation of the nitrogen cycle typically representing the most significant reactions: nitrogen fixation, nitrification and denitrification.

^aVice-Chancellor's Research Group, Zoology Department, University of Burdwan, Burdwan-713104, India. E-mail: dchat57@hotmail.com

^bFaculty of Chemistry, Nicolaus Copernicus University in Toruń, Gagarina 7, 87-100 Toruń, Poland

^cDepartment of Chemistry and Pharmacy, University of Erlangen–Nuremberg, Egerlandstr. 1, 91058 Erlangen, Germany. E-mail: rudi.vaneldik@fau.de

version of the substrate directly) for effecting multi-electron transfer redox transformations pertaining to the N-cycle. Furthermore, a properly designed electrocatalytic process does not produce any toxic or hazardous materials or introduce hazards of its own. On the other hand, the reaction selectivity of the electrode materials for the reactions in the N-cycle can be governed by varying the ligand structure of the metal complex. It is noteworthy that in 1965 the $[\text{Ru}^{\text{II}}(\text{NH}_3)_5(\text{N}_2)]^{2+}$ complex was reported to be the first stable metal complex of dinitrogen.¹⁶ In the same year, the activity of such complexes as models for nitrogenase with nitrogen on active sites was reported.¹⁷ Since then, ruthenium complexes have been of abiding importance in the literature for their application as molecular catalysts in various N-cycle electrochemical transformations, *viz.* nitrogen-to-ammonia conversion, nitrite reduction, conversion of ammonia, *etc.*^{18–23}

While reports on the application of Ru(edta) complexes (edta⁴⁻ = ethylenediaminetetraacetate) to mediate N-cycle electrochemical reactions are available in the literature, we for the first time systematically review the Ru(edta)-catalyzed N-cycle-related electrochemical transformations, highlighting the potential role of Ru(edta) complexes to function as efficient ‘molecular catalysts’ in a homogeneous solution involving an electrode as a heterogeneous outer-sphere electron donor or acceptor. The $[\text{Ru}^{\text{III}}(\text{edta})(\text{H}_2\text{O})]^-$ complex, due to its intrinsic lability, could easily bind to N-cycle molecules (*via* rapid substitution reactions), thus providing a lower energy pathway (rendering a substantial drop in the over-potential required to initiate the electrochemical transformation of N-cycle molecules directly). In this short review, we have included reports on the N-cycle-related electrochemical transformations catalyzed by Ru(edta) complexes and summarized our mechanistic understanding of such electrochemical conversions that occur resembling those in the active sites of enzymes involved in the nitrogen cycle.

2. Background chemistry

The ‘edta’ ligand forms a very stable 1 : 1 metal complex with ruthenium. It was established by crystallographic studies²⁴ that ‘Hedta³⁻’ in the $[\text{Ru}^{\text{III}}(\text{Hedta})(\text{H}_2\text{O})]$ complex acts as a pentadentate coordinating ligand (Fig. 2). The sixth coordination site of the ruthenium center is occupied by a water molecule; however, with the increase in the pH of the solution, deprotonation of the dangling carboxylic acid group ($\text{pK}_{\text{a}1} = 2.4$) and the coordinated water molecule ($\text{pK}_{\text{a}2} = 7.6$) occur successively as shown in Scheme 1.²⁵

The one-electron reduction of $[\text{Ru}^{\text{III}}(\text{Hedta})(\text{H}_2\text{O})]$ to $[\text{Ru}^{\text{II}}(\text{Hedta})(\text{H}_2\text{O})]^-$ was found to be reversible in the pH range 3–5, and the $E_{1/2}$ values corresponding to the $\text{Ru}^{\text{III}}/\text{Ru}^{\text{II}}$ redox couple became more negative with increasing pH, and tended to reach a limiting value at a pH higher than 5.0. Such a trend of the $E_{1/2}$ values is explicable in terms of the proton dissociation of the uncoordinated –COOH group of the complex as shown in Scheme 1. At higher pH (>6), the lack of reversibility is

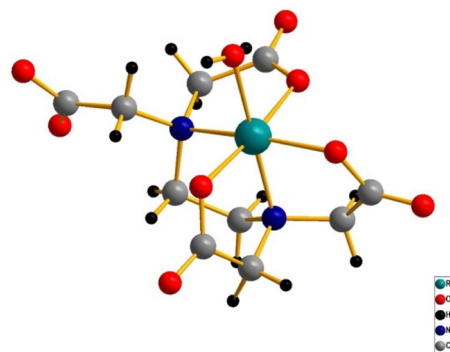
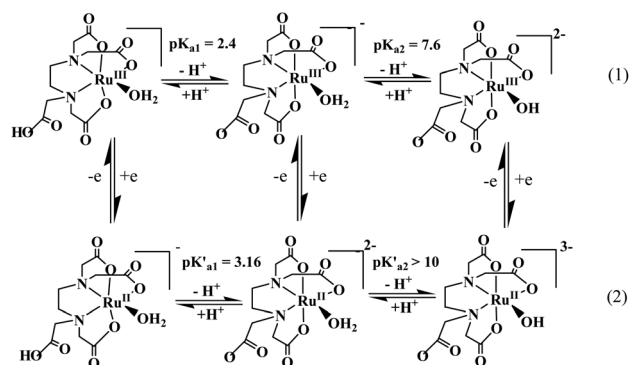


Fig. 2 3D crystal structure of the $[\text{Ru}^{\text{III}}(\text{Hedta})(\text{H}_2\text{O})]$ complex.



Scheme 1 Electrode reactions and proton dissociation equilibria of $[\text{Ru}^{\text{III/II}}(\text{Hedta})(\text{H}_2\text{O})]^{0/-}$ complexes.

caused by the considerable difference in the proton-dissociation equilibrium (Scheme 1) values of $[\text{Ru}^{\text{III}}(\text{edta})(\text{H}_2\text{O})]^-$ ($\text{pK}_{\text{a}2} = 7.6$) and $[\text{Ru}^{\text{II}}(\text{edta})(\text{H}_2\text{O})]^{2-}$ ($\text{pK}'_{\text{a}2} > 10$) complexes.²⁶ The intriguing electrochemical properties of Ru(edta) complexes were brought together and thoroughly evaluated in a recent review.²⁷ The electrochemical data (including a wide range of metal-centered redox potentials) described in the review article for a number of mixed-ligand and mixed-chelate complexes of Ru(edta) ascertain their redox-mediating ability, and are of significance in designing new catalytic systems appreciating the potential range required for the particular redox reaction.²⁷

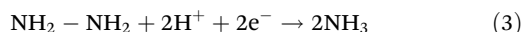
During the late seventies to the late nineties, research interest in $[\text{Ru}^{\text{III}}(\text{edta})(\text{H}_2\text{O})]^-$ was limited mainly due to its reactivity towards aqua-substitution reactions.²⁸ It was shown that the $[\text{Ru}^{\text{III}}(\text{edta})(\text{H}_2\text{O})]^-$ complex by virtue of its remarkable lability towards the aqua-substitution reaction could bind DNA and DNA constituents and cellular thiols and nitric oxide (NO) in a facile and straightforward manner under physiological conditions exhibiting pharmaceutical activity.²⁹ However, later studies demonstrated the ability of the Ru(edta) complexes to mediate the chemical and electrochemical transformations of small molecules, *viz.* CO_2 , $\text{O}_2/\text{H}_2\text{O}_2$, and NO/NO_2^- , and biologically important thiols (RSH) resembling metalloenzymes. The results of all the aforementioned studies have recently been systematically reviewed.^{30–33}

3. Application of Ru(edta) complexes in N-cycle electrocatalysis

3.1 Ru(edta) complex mediated nitrogen fixation

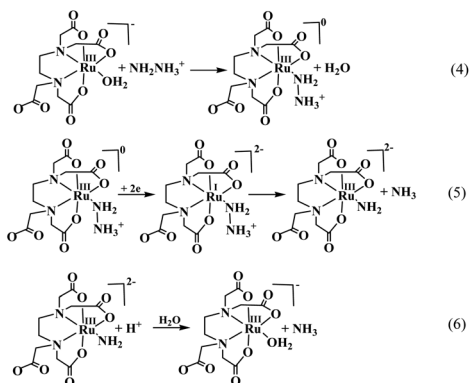
While reports on the synthesis and physico-chemical characterization of both the terminal $[\text{Ru}^{\text{II}}(\text{edta})\text{N}_2]^{2-}$ and bridging $[\{\text{Ru}^{\text{II}}(\text{edta})\}_2(\text{N}_2)]^{4-}$ complexes are available in the literature,³⁴ they are comparatively less stable and much more labile than their corresponding pentaammine analogues, $[\text{Ru}(\text{NH}_3)_5\text{N}_2]^{2+}$ and $[\{\text{Ru}(\text{NH}_3)_5\}_2\text{N}_2]^{2+}$.¹⁶ Although no report on the use of the aforesaid dinitrogen complexes of Ru(edta) as a nitrogenase model¹⁷ in the electrochemical reduction of dinitrogen (N_2) to ammonia (NH_3) is available in the literature, the intermediacy of $[\text{Ru}(\text{Hedta})(\text{N}_2)]$ in the photocatalytic N_2 fixation over the surface of visible light-irradiated CdS/Pt/RuO₂ semiconductor particles under a nitrogen atmosphere (1 atm) was reported by Taquikhan and co-workers in the late eighties.³⁵ Their studies revealed that upon light excitation, an electron from the conduction band of the semiconductor is relayed through the surface-bound metal-complex to effect the reduction of the coordinated nitrogen (N_2) in $[\text{Ru}(\text{Hedta})(\text{N}_2)]$.³⁵ The results of the aforesaid studies will encourage further studies towards the use of the $[\text{Ru}(\text{Hedta})(\text{N}_2)]$ complex anchored to the electrode surface for achieving the reduction of coordinated N_2 to NH_3 electrochemically.

However, in 1994, Ramachandraiah explored whether the $[\text{Ru}^{\text{III}}(\text{Hedta})(\text{H}_2\text{O})]$ complex could effectively catalyze the reduction of hydrazine to ammonia electrochemically.³⁶ Hydrazine, a penultimate compound, is formed prior to the formation of ammonia in the nitrogen fixation pathway (eqn (3)).



The catalytic performance of the $[\text{Ru}^{\text{III}}(\text{Hedta})(\text{H}_2\text{O})]$ complex towards the electrochemical reduction of hydrazine was studied, and the results of the detailed electrochemical studies revealed that the $[\text{Ru}^{\text{III}}(\text{Hedta})(\text{H}_2\text{O})]$ complex could reduce hydrazine to ammonia (at 0.19 V vs. SHE) at the surface of a mercury electrode with 100% coulombic efficiency, and the turn-over rates (in terms of NH_3 formation *via* the reduction of hydrazine) were 18.4 and 9.5 (mol.h^{-1}) at pH 2.8 and 1.9, respectively.³⁶

The overall catalytic process shown in Scheme 2 involves the rapid binding of the substrate hydrazine (NH_2NH_3^+) to the metal center of the catalyst complex (eqn (4)), resulting in the formation of a catalytically active $[\text{Ru}^{\text{III}}(\text{Hedta})(\text{NH}_2\text{NH}_3)]^+$ intermediate species, which then undergoes a two-electron electrochemical reduction to produce a highly unstable $[\text{Ru}^{\text{I}}(\text{Hedta})(\text{NH}_2\text{NH}_3)]^-$ intermediate species (eqn (5)).³⁶ The $[\text{Ru}^{\text{I}}(\text{Hedta})(\text{NH}_2\text{NH}_3)]^-$ intermediate rapidly undergoes N-N bond cleavage involving an intra-molecular electron transfer pathway to yield $[\text{Ru}^{\text{III}}(\text{Hedta})(\text{NH}_2)]^-$ with the concomitant formation of NH_3 (eqn (5)) in the reaction system. Hydrolysis of the $[\text{Ru}^{\text{III}}(\text{edta})(\text{NH}_2)]^-$ complex at lower pH (<3) generated another molecule of NH_3 (eqn (6)) along with the $[\text{Ru}^{\text{III}}(\text{Hedta})(\text{H}_2\text{O})]$ catalyst complex in the reaction system.³⁶ In a follow-up study,³⁷ the same group reported that the $[\text{Ru}^{\text{III}}(\text{Hedta})(\text{H}_2\text{O})]$



Scheme 2 Electrochemical reduction of hydrazine to ammonia catalyzed by the $[\text{Ru}^{\text{III}}(\text{Hedta})(\text{H}_2\text{O})]$ complex.

complex could catalyze the electrochemical transformation of phenylhydrazine to ammonia and aniline at 0.065 V (vs. SHE) at a turnover rate of 5.98 (mol.h^{-1}) at pH 2.82.³⁷ Formation of the $[\text{Ru}^{\text{III}}(\text{Hedta})(\text{NH}_2\text{NHPh})]$ complex through aqua-substitution of $[\text{Ru}^{\text{III}}(\text{Hedta})(\text{H}_2\text{O})]$ followed by two-electron electrochemical reduction of coordinated phenylhydrazine in $[\text{Ru}^{\text{III}}(\text{Hedta})(\text{NH}_2\text{NHPh})]$ yielding ammonia and aniline was suggested.³⁷

3.2 Ru(edta) complex-mediated denitrification

The reduction of nitrite (NO_2^-) to ammonia (NH_3) is a multi-electron transfer process (eqn (7)) catalyzed by nitrite reductase enzymes.³⁸

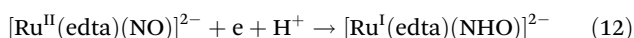
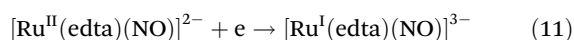
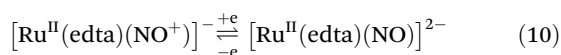


During the late eighties, Meyer *et al.*^{39,40} explored whether the $[\text{Ru}(\text{edta})(\text{H}_2\text{O})]^-$ complex could catalyze the electrochemical transformation of nitrite (NO_2^-) to various N-based products (N_2O , N_2 , NH_2OH and NH_3) involved in the N-cycle transformation. The electrochemical reduction process was investigated thoroughly by performing extensive controlled potential electrolysis (using a mercury pool as the working electrode) at different pH values and applied potentials under turnover conditions of excess nitrite.⁴⁰ The selectivity and product yield of each product in the mixture of N-based products, N_2O , N_2 , NH_2OH and NH_3 , formed in the aforesaid nitrite reduction depend on the applied potential and pH of the reaction system.⁴⁰ Furthermore, the results of studies at varied pH values exhibited 97% conversion of total nitrite, which could be reduced at pH 2.1 (at -0.31 V vs. SHE); however, at pH 5.0 (at -0.51 V vs. SHE), a lower conversion (86%) was noticed.⁴⁰ It is noteworthy that at higher pH, the catalytic efficiency of the system diminished due to the degradation of the Ru(edta) catalyst complexes.⁴⁰ The $[\text{Ru}^{\text{II}}(\text{edta})(\text{NO}^+)]^-$ species is shown to be the key intermediate species in the overall electrocatalytic process.⁴⁰

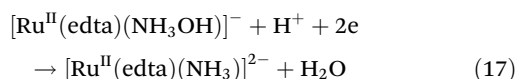
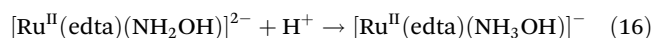
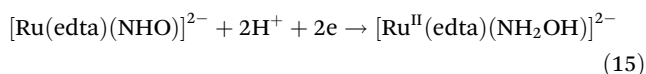
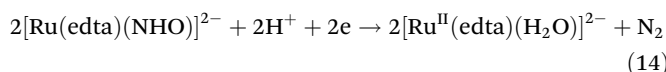
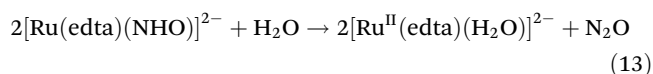
The results of kinetic and mechanistic studies revealed that the $[\text{Ru}^{\text{III}}(\text{edta})(\text{H}_2\text{O})]^-$ complex reacts rapidly with NO_2^- to form the $[\text{Ru}^{\text{III}}(\text{edta})(\text{NO}_2)]^{2-}$ complex ($k = 271 \text{ M}^{-1}\text{s}^{-1}$ at

25 °C).⁴¹ The $[\text{Ru}^{\text{III}}(\text{edta})(\text{NO}_2)]^{2-}$ complex is unstable at lower values of pH (<5) and undergoes decomposition (eqn (8) in Scheme 3), yielding $[\text{Ru}^{\text{III}}(\text{edta})(\text{NO}^+)]^0$ species in the reaction system.⁴¹ $[\text{Ru}^{\text{III}}(\text{edta})(\text{NO}^+)]^0$ could exhibit a metal-based electron-transfer reaction at the electrode to produce $[\text{Ru}^{\text{II}}(\text{edta})(\text{NO}^+)]^-$ as shown in Scheme 3. The $E_{1/2}$ value reported for the $[\text{Ru}^{\text{III}}(\text{edta})(\text{NO}^+)]^0/[\text{Ru}^{\text{II}}(\text{edta})(\text{NO}^+)]^-$ redox couple is -0.07 V (vs. SHE).⁴² However, a report on the formation of $[\text{Ru}^{\text{II}}(\text{edta})(\text{NO}_2)]^{3-}$ *via* an alternative route involving aqua-substitution of $[\text{Ru}^{\text{II}}(\text{edta})(\text{H}_2\text{O})]^{2-}$ with NO_2^- followed by its conversion to $[\text{Ru}^{\text{II}}(\text{edta})(\text{NO}^+)]^-$ (eqn (9) in Scheme 3) is also available in the literature.⁴³

It was shown that the $[\text{Ru}^{\text{II}}(\text{edta})(\text{NO}^+)]^-$ complex formed during the electrochemical nitrite reduction process⁴⁰ could undergo one-electron reduction at -0.11 V (vs. SHE) to produce an unstable intermediate species, $[\text{Ru}^{\text{II}}(\text{edta})(\text{NO})]^{2-}$ (eqn (10)),^{40,44} which underwent further reduction (eqn (11) and (12)) as noticed in cyclic voltammetric studies at pH 2.1.⁴⁰



The $[\text{Ru}^{\text{I}}(\text{edta})(\text{NO})]^{3-}$ and $[\text{Ru}^{\text{I}}(\text{edta})(\text{NHO})]^{2-}$ intermediate species (admittedly speculative) were very active and they underwent the following reactions (eqn (13)–(18)) as outlined below, leading to the formation of various N-based products, *viz.* N_2O , N_2 , NH_2OH , and NH_3 at pH 2.1 and an applied potential of -0.31 V (*vs.* SHE).⁴⁰

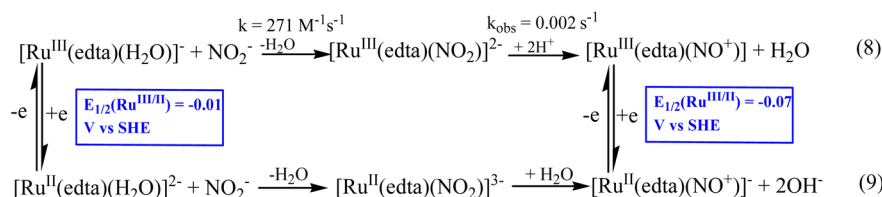


While the formation of N₂O involved initial disproportionation of [Ru(edta)(NHO)]²⁻, followed by N-N coupling (eqn

(13)), N_2 production was accounted for the further reduction of $[\text{Ru}(\text{edta})(\text{NHO})]^{2-}$ including N-N coupling (eqn (14)).⁴⁰ More highly reduced products, NH_3OH^+ and NH_4^+ , were formed *via* two-electron reduction and the formation of NH_2OH as outlined in eqn (15)–(18). It was reported that NH_3OH^+ appeared to be a precursor of NH_4^+ which is formed as a transient species that prevents the binding and further reduction to $\text{NH}_3/\text{NH}_4^+$.⁴⁰ It is noteworthy that in the aforesaid electrocatalytic denitrification process,⁴⁰ N_2O (an environmental pollutant) formed *via* N-N coupling was found to be a major N-based product (47%) at lower pH (2.1) and an applied potential of (−0.31 V *vs.* SHE) in comparison with the formation of NH_3 (14%).⁴⁰ However, at higher pH (5.0) and a larger potential (−0.51 V *vs.* SHE), reduction in the formation of N_2O (26%) was noticed along with enhancement of the formation of NH_3 (29%). The percentages of N_2 (involving N-N coupling) in the N-based products formed both at pH 2.1 and at pH 5.0 are more or less the same (15–17%).⁴⁰ It appears that both pH and applied potential play a significant role in governing the N-N coupling step on the way to N_2O (eqn (13)) formation *vis-à-vis* further reduction of nitrosyl intermediates to produce NH_3 in the reacting solution.⁴⁰ While application of $\text{Ru}(\text{edta})$ complexes pertaining to NO utilization is well recognized,³² it would be of interest to further investigate whether $\text{Ru}(\text{edta})$ complexes could drive the NO dismutation reaction resulting in the formation of N_2 and O_2 in the N cycle.⁴⁵ Moreover, the $[\text{Ru}^{\text{II}}(\text{edta})(\text{NO}^+)]^-$ complex anchored on poly(amidoamine) dendrimers (PAMAM) through peptide bonds formed in the reaction of the uncoordinated carboxylic acid arm of the metal complex reveals similar electrochemical properties to those exhibited by the unbound complex.⁴⁶ Further research is necessitated in order to examine whether the tethered $[[\text{Ru}^{\text{II}}(\text{edta})\text{NO}]^{2-}]$ species could participate in the N-N coupling reaction (that leads to the formation of N_2O) or not, and improve our understanding of the mechanism of N_2O production.

3.3 Perspectives on Ru(edta) mediated reversal of nitrogen fixation

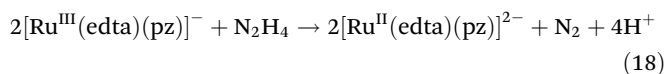
While in the electrocatalytic denitrification process (Fig. 1) a substantial amount of N_2O is produced which has a detrimental environmental impact, recent results suggest that nitrification also affords N_2O .⁴⁷ In this context, oxidation of NH_3 along with N_2O production and degradation in the nitrogen cycle is a demanding area of research.⁴⁸ Recent studies explored whether ruthenium complexes could be used as catalysts or



Scheme 3 Formation of $[\text{Ru}^{\text{II}}(\text{edta})(\text{NO}^+)]^-$ via NO_2^- reduction.

electrocatalysts for reversing the nitrogen fixation reaction through oxidation of NH_3 to N_2 under ambient conditions.^{21,22}

While studying electron transfer reactions of $[\text{Ru}^{\text{III}}(\text{edta})(\text{pz})]^-$ with different electron donors, viz. ascorbic acid, catechol, sulfite, thiols, and bisulfide,⁴⁹ we noticed that the addition of hydrazine to the pale-yellow solution of $[\text{Ru}^{\text{III}}(\text{edta})(\text{pz})]^-$ resulted in spectral changes (shown in Fig. 3) consistent with the formation of the $[\text{Ru}^{\text{II}}(\text{edta})(\text{pz})]^{2-}$ complex (λ_{max} at 465 nm), confirming the ability of hydrazine (N_2H_4) to reduce $[\text{Ru}^{\text{III}}(\text{edta})(\text{pz})]^-$ to $[\text{Ru}^{\text{II}}(\text{edta})(\text{pz})]^{2-}$ (eqn (18)).



The above observation pertaining to the oxidation of hydrazine by $[\text{Ru}^{\text{III}}(\text{edta})(\text{pz})]^-$ leads to the idea of making the system electrocatalytic by re-oxidizing $[\text{Ru}^{\text{II}}(\text{edta})(\text{pz})]^{2-}$ formed during hydrazine oxidation (eqn (18)) at the electrode, as pictorially demonstrated in Fig. 4. Although the $[\text{Ru}^{\text{III}}(\text{edta})(\text{pz})]^-$ catalysed electrochemical oxidation of N_2H_4 to N_2 is speculatively shown in Fig. 4, it may provide the basis for

further research towards a successful demonstration. Four-electron oxidation of N_2H_4 to produce N_2 is important *per se* in hydrazine-based fuel cells.⁵⁰

4. Summary and prospects

In this short review, we have presented an account of Ru(edta)-mediated electrochemical transformation reactions involving inorganic compounds of nitrogen cycles. We have shown the ability of Ru(edta) in catalyzing the electrochemical reduction of hydrazine to ammonia, and shown the role of the nitrosyl complex of Ru(edta) in effecting the reduction of nitrite to various N-based products formed in N-cycle denitrification. The mechanistic details discussed in this review may be of use in outlining reaction conditions for optimizing the product yield and selectivity in the denitrification reaction. Carrying out N-cycle electrocatalysis with an electrode surface modified by polymer-bound Ru(edta) complexes could be promising to achieve selectivity in N-cycle nitrification and denitrification. Considering the comparatively simple and straightforward synthesis of Ru(edta) complexes, and their remarkable coordinating ability towards binding substrate molecules (thus lowering the activation energy barrier of the electrochemical transformation of such substrate molecules), they may be advantageous to the researcher for developing improved catalytic systems for electrochemical transformations of inorganic molecules of N-cycle reactions with higher efficiency and selectivity. In this regard, research exploring the efficacy of Ru(edta) complexes in nitrate reduction and ammonia oxidation would be of interest in further understanding enzymatic transformation in the nitrogen cycle.⁵¹

Author contributions

Olga Impert: writing original draft. Debabrata Chatterjee: review & editing. Rudi van Eldik: review & editing.

Conflicts of interest

There is no conflict to declare.

Acknowledgements

DC and RvE thank their co-workers and collaborators who have contributed to this study.

References

- 1 H. Bothe, S. Ferguson and W. E. Newton, Ed. *The Biology of the Nitrogen Cycle*, Elsevier, Amsterdam, 2006.
- 2 N. Lehnert, G. Coruzzi, E. Hegg, L. Seefeldt and L. Stein, *NSF Workshop Report: Feeding the World in the 21st Century*:

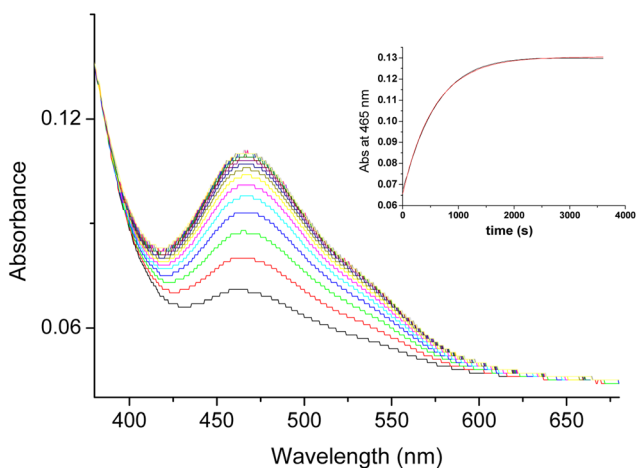


Fig. 3 Spectral changes that occurred for the reaction of $[\text{Ru}^{\text{III}}(\text{edta})(\text{pz})]^-$ with hydrazine (N_2H_4).

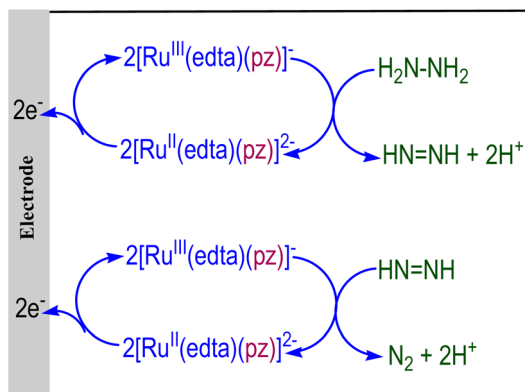


Fig. 4 Electrochemical oxidation of N_2H_4 to N_2 catalyzed by $[\text{Ru}^{\text{III}}(\text{edta})(\text{pz})]^-$.

- Grand Challenges in the Nitrogen Cycle*, National Science Foundation, Arlington, VA, 2016.
- 3 X. Zhang, B. B. Ward and D. M. Sigman, Global nitrogen cycle: Critical enzymes organisms and processes for nitrogen budget and dynamics, *Chem. Rev.*, 2020, **120**, 5308–5351.
 - 4 J. Chatt, J. R. Dilworth and R. L. Richards, Recent advances in the chemistry of nitrogen fixation, *Chem. Rev.*, 1978, **78**, 589–625.
 - 5 B. A. MacKay and M. D. Fryzuk, Dinitrogen coordination chemistry: On the biomimetic borderlands, *Chem. Rev.*, 2004, **104**, 385–402.
 - 6 V. Rosca, M. Duca, M. T. de Groot and M.T. M. Koper, Nitrogen cycle electrocatalysis, *Chem. Rev.*, 2009, **109**, 2209–2244.
 - 7 S. Hinrichsen, H. Broda, C. Gradert, L. Sönksen and F. Tuczek, Recent developments in synthetic nitrogen fixation, *Annu. Rep. Prog. Chem., Sect. A: Inorg. Chem.*, 2012, **108**, 17–47.
 - 8 Y. Nishibayashi, Recent progress in transition-metal catalyzed reduction of molecular dinitrogen under ambient reaction conditions, *Inorg. Chem.*, 2015, **54**, 9234–9247.
 - 9 H. Tanaka, Y. Nishibayashi and K. Yoshizawa, Interplay between theory and experiment for ammonia synthesis catalyzed by transition metal complexes, *Acc. Chem. Res.*, 2016, **49**, 987–995.
 - 10 K. M. Lancaster, J. D. Caranto, S. H. Majer and M. A. Smith, Joule, alternative bioenergy: Updates to and challenges in nitrification, *Metalloenzymology*, 2018, **2**, 421–441.
 - 11 X. Cui, C. Tang and Q. Zhang, A review of electrocatalytic reduction of dinitrogen to ammonia under ambient conditions, *Adv. Energy Mater.*, 2018, **8**, 1800369.
 - 12 B. H. Suryanto, H.-L. Du, D. Wang, J. Chen, A. N. Simonov and D. R. MacFarlane, Challenges and prospects in the catalysis of electroreduction of nitrogen to ammonia, *Nat. Catal.*, 2019, **2**, 290–296.
 - 13 M. J. Chalkley, M. W. Drover and J. C. Peters, Catalytic N₂-to-NH₃ (or -N₂H₄) conversion by well-defined molecular coordination complexes, *Chem. Rev.*, 2020, **120**, 5582–5636.
 - 14 D. Hao, Y. Liu, S. Gao, H. Arandiyan, X. Bai, Q. Kong, W. Wei, P. Kang and S. B.-J. Ni, Emerging artificial nitrogen cycle processes through novel electrochemical and photochemical synthesis, *Mater. Today*, 2021, **46**, 212–233.
 - 15 A. F. Ibrahim, P. Garrido-Barros and J. C. Peters, Electrocatalytic nitrogen reduction on a molybdenum complex bearing a PNP pincer ligand, *ACS Catal.*, 2023, **13**, 72–78.
 - 16 A. D. Allen and C. V. Senoff, Nitrogenopentammineruthenium(II) complexes, *J. Chem. Soc., Chem. Commun.*, 1965, 621–622.
 - 17 J. Chatt, R. L. Richards, J. R. Sanders and J. E. Fergusson, Nitrogen complexes as models for nitrogenase with nitrogen on the active site, *Nature*, 1969, **221**, 551–552.
 - 18 J. J. Warren, T. A. Tronic and J. M. Mayer, Thermochemistry of proton-coupled electron transfer reagents and its implications, *Chem. Rev.*, 2010, **110**, 6961–7001.
 - 19 J. Fajardo Jr. and J. C. Peters, Catalytic nitrogen-to-ammonia conversion by osmium and ruthenium complexes, *J. Am. Chem. Soc.*, 2017, **139**, 16105–16108.
 - 20 Y. Arikawa, Y. Otsubo, H. Fujino, S. Horiuchi, E. Sakuda and K. Umakoshi, Nitrite reduction cycle on a dinuclear ruthenium complex producing ammonia, *J. Am. Chem. Soc.*, 2018, **140**, 842–847.
 - 21 K. Nakajima, H. Toda, K. Sakata and Y. Nishibayashi, Ruthenium-catalysed oxidative conversion of ammonia into dinitrogen, *Nat. Chem.*, 2019, **11**, 702–709.
 - 22 F. Habibzadeh, S. L. Miller, T. W. Hamann and M. R. Smith, Homogeneous electrocatalytic oxidation of ammonia to N₂ under mild conditions, *Proc. Natl. Acad. Sci.*, 2019, **116**, 2849–2853.
 - 23 S. Kim, J. Kim, H. Zhong, G. B. Panetti and P. J. Chirik, Catalytic N–H bond formation promoted by a ruthenium hydride complex bearing a redox-active pyrimidine-imine ligand, *J. Am. Chem. Soc.*, 2022, **144**, 20661–20671.
 - 24 M. M. Taqui Khan, H. C. Bajaj, Z. Shirin and K. Venkatasubramanian, Crystal and molecular structure of aquoethylenediaminetetra-acetatoruthenium(III) and its extraordinary lability towards substitution, *Indian J. Chem.*, 1992, **31**, 303–308.
 - 25 T. Matsubara and C. Creutz, Properties and reactivities of ethylenediaminetetraacetate complexes of ruthenium(III) and -(II), *Inorg. Chem.*, 1979, **18**, 1956–1966.
 - 26 N. Oyama and F. A. Anson, Attachment of the EDTA complex of ruthenium(III) to the surface of graphite electrodes: Electrochemistry and ligand substitution chemistry with the attached complex, *J. Electroanal. Chem.*, 1978, **88**, 289–297.
 - 27 D. Chatterjee, M. Oszejka, A. Katafias and R. van Eldik, *Coord. Chem. Rev.*, 2021, **436**, 213773.
 - 28 D. Chatterjee, Properties and reactivities of polyaminopolycarboxylate (pac) complexes of ruthenium, *Coord. Chem. Rev.*, 1998, **168**, 273–293.
 - 29 D. Chatterjee, A. Mitra and G. S. De, Ruthenium polyaminocarboxylate complexes prospects for their use as metallo-pharmaceuticals, *Platinum Met. Rev.*, 2006, **50**, 1–12.
 - 30 D. Chatterjee and R. van Eldik, Prospect of Ru(III)(edta) in catalysis of bicarbonate reduction, *Curr. Catal.*, 2020, **9**, 23–31.
 - 31 D. Chatterjee, Chemistry of Ru(edta) complexes relevant to oxidoreductase mimicking: A personal perspective, *New J. Chem.*, 2020, **44**, 18972–18979.
 - 32 D. Chatterjee, M. Chrzanowska, A. Katafias and R. van Eldik, *J. Inorg. Biochem.*, 2021, **225**, 111595.
 - 33 D. Chatterjee and R. van Eldik, Application of Ru(edta) complexes in biomimetic activation of small molecules. Kinetic and mechanistic impact, *Adv. Inorg. Chem.*, 2022, **81**, 389–431.
 - 34 A. A. Diamantis and J. V. Dubrinski, Preparation and structure of ethylenediaminetetraacetate complexes of ruthenium

- nium(II) with dinitrogen, carbon monoxide, and other π -acceptor ligands, *Inorg. Chem.*, 1981, **20**, 1142–1150.
- 35 M. M. Taqui Khan, R. C. Bhardwaj and C. Bhardwaj, Catalytic fixation of nitrogen by the photocatalytic CdS/Pt/RuO₂ particulate system in the presence of aqueous [Ru(Hedta)N₂][−] complex, *Angew. Chem., Int. Ed. Engl.*, 1988, **27**, 923–925.
 - 36 G. Ramachandraiah, Spectrophotometric, kinetic and electrochemical investigations of new monomeric hydrazinium adducts with ethylenediaminetetraacetat ruthenium (III) complexes: Catalytic reduction of hydrazine to ammonia in aqueous acidic solution, *J. Am. Chem. Soc.*, 1994, **116**, 6733–6738.
 - 37 R. Prakash, B. Tyagi, D. Chatterjee and G. Ramachandraiah, Interaction of phenylhydrazine with RuIII–EDTA complexes: Reduction of phenylhydrazine to ammonia and aniline in aqueous acidic conditions, *Polyhedron*, 1997, **16**, 1235–1240.
 - 38 M. Losada, Metalloenzymes of the nitrate-reducing system, *J. Mol. Catal.*, 1976, **1**, 245–264.
 - 39 M. R. Rhodes, M. H. Barley and T. J. Meyer, Electrocatalytic reduction of nitrite using simple coordination complexes of iron and ruthenium, *Inorg. Chem.*, 1988, **27**, 4772–4774.
 - 40 M. R. Rhodes, M. H. Barley and T. J. Meyer, Electrocatalytic reduction of nitrite ion by edta complexes of iron(II) and ruthenium(II), *Inorg. Chem.*, 1991, **30**, 629–635.
 - 41 D. Chatterjee, S. Shome, N. Jaiswal and P. Banerjee, Nitrite reduction mediated by the complex RuIII(EDTA), *Dalton Trans.*, 2014, **43**, 13596–13600.
 - 42 M. M. Taqui Khan, K. Venkatasubramanian, Z. Shirin and M. M. Bhadbhade, (Ethylenediaminetetraacetato)nitrosyl-ruthenium, an efficient oxygen-atom transfer agent, *J. Chem. Soc., Dalton Trans.*, 1995, 1031–1035.
 - 43 Y. Chen, F.-T. Lin and R. E. Shepherd, ¹⁵N NMR and electrochemical studies of [RuII(hedta)][−] complexes of NO, NO⁺, NO₂[−], and NO[−], *Inorg. Chem.*, 1999, **38**, 973–983.
 - 44 P. G. Zanichelli, A. M. Miotto, H. F. G. Estrela, F. R. Soares, D. M. Grassi-Kassisse, R. C. Spadari-Bratfisch, E. E. Castellano, F. Roncaroli, A. R. Parise, J. A. Olabe, A. R. M. S. de Brito and D. W. Franco, The [Ru(Hedta)(NO)] 0,−1 system: structure, chemical activity, and biological assays, *J. Inorg. Biochem.*, 2004, **98**, 1921–1932.
 - 45 C. Ferousi, S. H. Majer, I. M. DiMucci and K. M. Lancaster, Biological and bioinspired inorganic N–N Bond-forming reactions, *Chem. Rev.*, 2020, **120**, 5252–5307.
 - 46 P. C. G. Benini, B. R. McGarvey and D. W. Franco, Functionalization of PAMAM dendrimers with [RuIII(edta)(H₂O)][−], *Nitric Oxide*, 2008, **19**, 245–251.
 - 47 P. Li, Y. Peng, S. Wang and Y. Liu, N₂O emission from partial nitrification and full nitrification in domestic wastewater treatment process, *Water*, 2022, **14**, 3195.
 - 48 N. Lehnert, H. T. Dong, J. B. Harland, A. P. Hunt and C. J. White, Reversing nitrogen fixation, *Nat. Rev. Chem.*, 2018, **2**, 278–289.
 - 49 D. Chatterjee and R. van Eldik, Electron transfer reactions of RuIII(edta) containing N-heterocyclic ligand pyrazine: Kinetic and mechanistic studies, *Macroheterocycles*, 2020, **13**, 193–200.
 - 50 N. V. Reesa and R. G. Compton, Carbon-free energy: A review of ammonia- and hydrazine-based electrochemical fuel cells, *Energy Environ. Sci.*, 2011, **4**, 1255–1260.
 - 51 N. Lehnert, B. W. Musselman and L. C. Seefeldt, Grand challenges in the nitrogen cycle, *Chem. Soc. Rev.*, 2021, **50**, 3640–3646.