

REVIEW

View Article Online
View Journal | View IssueCite this: *Mater. Chem. Front.*,
2023, 7, 1482

All-alkynyl-protected coinage metal nanoclusters: from synthesis to electrocatalytic CO₂ reduction applications

Leyi Chen, Lei Wang, Quanli Shen, Yonggang Liu and Zhenghua Tang *

Atomically precise metal nanoclusters have been attracting considerable research interests in the last two decades, thanks to their quantum confinement effect and molecule-like properties. Such properties are significantly affected, if not dominated, by the interfacial metal–ligand bonding motifs. Recently, ligand engineering has been applied to alkynyl molecules, as they can bind to metal atoms with σ and/or π bonds, yielding versatile interfacial bonding motifs hence drastically different properties and functionalities can be realized, as compared to the most commonly employed thiolate ligands. This review first describes the unique advantages of alkynyl-protected metal nanoclusters, with elaboration on the comparison of the interfacial coordination mode and the optical features between thiolate/alkynyl protection. Following that, the recent progress regarding the synthetic strategy is discussed, with an emphasis on the direction reduction method and the synchronous nucleation and passivation strategy. Next, alkynyl-protected metal nanoclusters for the electrochemical CO₂ reduction reaction (eCO₂RR) are mainly discussed, with some explicit examples to elucidate the metal core effect and surface ligand effect as well as to explain the structure–performance relationship. At last, the challenges and perspectives from synthesis to the eCO₂RR of alkynyl-protected metal nanoclusters are proposed. We envision this review to stimulate more research efforts to be dedicated to developing effective synthetic strategies and advancing the catalytic mechanistic understanding of alkynyl-protected metal nanoclusters toward the eCO₂RR and beyond.

Received 12th December 2022,
Accepted 11th February 2023

DOI: 10.1039/d2qm01282k

rsc.li/frontiers-materials

1. Introduction

1.1. Why study alkynyl-protected metal nanoclusters?

Coinage metal (Au, Ag, Cu, *etc.*) nanoclusters with an ultrasmall size (usually below 3.0 nm) hold a unique position in the field of nanomaterials, as they possess significantly different optical properties and electronic and microscopic structural features because of the relatively large nanoparticles or nanocrystals thanks to their strong quantum confinement effect.^{1–3} Such an effect of the metal nanoclusters also leads to their application as antibacterial agents^{12,13} and versatile applications in various fields, such as photo/electrocatalysis,^{4,5} environmental remediation,^{6,7} sensing,^{8,9} bioimaging or biolabeling,^{10,11} and so on. More importantly, metal nanoclusters can be chemically synthesized with molecular purity, that is, atomic precision. Atomically precise metal nanoclusters have a well-defined size, a crystallographically resolved structure, and a definitive coordination environment at the atomic level, hence they play a critical role in the fundamental

nanoscience study, because they can serve as a model to correlate the structure–property/performance relationship. In most cases, metal nanoclusters hold a spherical core@shell configuration,^{14–16} where a few or tens of metal atoms are arranged in a certain pattern in the core and the ligand molecules are capped onto the metal core as the protective shell.^{17–19}

The surface ligands coordinate with a certain portion of core metal atoms to form some interfacial bonding motifs, which affect if not dominate the physicochemical properties of metal nanoclusters. Currently, thiolate molecules,^{20–22} phosphine,^{17,23} halogen,^{24,25} *N*-heterocyclic carbenes,^{26,27} and other organic compounds^{28,29} have been widely employed to stabilize the metal core to form a large quantity of molecular metal nanoclusters. Recently, alkynyl ligands have been continuously gaining increasing research attention thanks to their characteristic binding patterns with surface metal atoms.^{30–33} For instance, compared with the most extensively employed thiolate molecules, alkynyl molecules can form σ and/or π bonding with Au or Ag atoms,^{34,35} yielding more diverse interfacial bonding motifs, which endow alkynyl-protected coinage metal nanoclusters with drastic physicochemical properties and functionalities.

New Energy Research Institute, School of Environment and Energy, South China University of Technology, Guangzhou Higher Education Mega Centre, Guangzhou, 510006, China. E-mail: zhht@scut.edu.cn

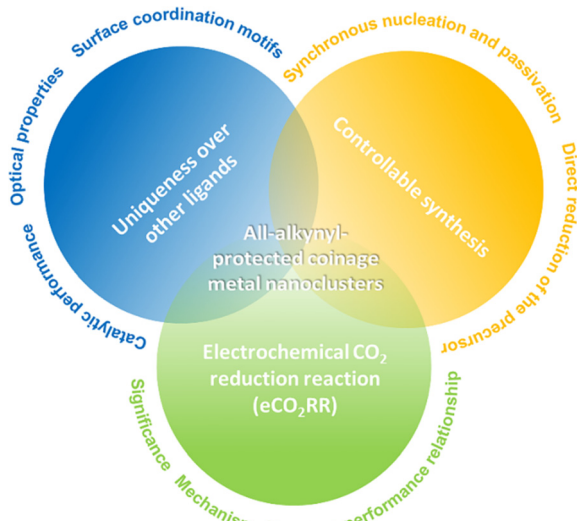


Fig. 1 The main content in this review regarding all-alkynyl-protected metal nanoclusters.

As illustrated in Fig. 1, this review first emphasizes the uniqueness of alkynyl ligands over other ligands for preparing metal nanoclusters, with a particular focus on surface coordination motifs, optical properties, and catalytic performance. Following that, the controllable synthesis of molecular alkynyl-protected metal nanoclusters is discussed, mainly elaborating on the direct reduction (DR) method and the synchronous nucleation and passivation (SNP) strategy. Final and the major part is regarding atomically precise alkynyl-protected metal nanoclusters for the electrochemical CO₂ reduction reaction (eCO₂RR), involving the significance and mechanism of eCO₂RR and some explicit examples for elucidating the structure-performance relationship.

1.2. The comparison of alkynyl ligand vs. thiolate ligand protected nanoclusters

1.2.1. The comparison of coordination modes. The coordination modes of an alkynyl molecule on a metal surface are more variable due to the C≡C bond, as the terminal C atom can attach to the metal core by forming a σ bond, while the C≡C bond can coordinate the metal atom in the form of π bonding. For example, the interfacial binding motifs of alkynyl-protected Au nanoclusters can be divided into the five essential types:³⁴ μ₁-η¹; μ₂-η¹, η¹; μ₃-η¹, η¹, η¹; μ₂-η¹, η² and linear PhC≡C-Au-C≡CPh (Fig. 2a), much more diverse and complex than the thiolate-protected Au nanoclusters, which has only roughly two types of binding motifs,³⁶ that is, linear RS-Au-SR, and lengthened RS-Au-SR-Au-SR (Fig. 2c). For Ag nanoclusters, there are more diverse approaches for alkynyl molecules to coordinate with Ag atoms.^{32,37} As illustrated in Fig. 2b, in motifs C, D, and E, the -C≡C-R group can bind to Ag than Au at least one or even two more metal atoms. Such a much more diverse binding behaviour from alkynyl molecules than thiolate ligands might be favourable for catalysis.



Fig. 2 Fundamental coordination modes of alkynyl ligands on (a) Au atoms and (b) Ag atoms. (c) Essential bonding modes of thiolate ligands on metal atoms. Comparison of the geometric configurations of (d) V-shaped staples and (e) surface motifs on [Au₂₅(C≡CAR)₁₈]⁻ and [Au₂₅(SR)₁₈]⁻. Copyright 2018, American Chemical Society and Wiley,^{34,38} and Copyright 2020, Wiley.³⁶

The structure comparison of [Au₂₅(C≡CAR)₁₈]⁻ and [Au₂₅(SR)₁₈]⁻ is an explicit example.³⁸ Both clusters have Au₁₃ icosahedra capped by six Au₂L₃ units with similar arrangements. Even if the six V-shaped [Au₂(C≡CAR)₃] staples in [Au₂₅(C≡CAR)₁₈]⁻ are similar to [Au₂(SR)₃] in [Au₂₅(SR)₁₈]⁻, the connection to the Au₁₃ kernel is quite different. Three Au atoms in V-shaped staples (labelled in blue, Fig. 2d) of [Au₂₅(C≡CAR)₁₈]⁻ are twisted about 60°, referring to that in [Au₂₅(SR)₁₈]⁻ (labelled in green, Fig. 2d), resulting in the two Au atoms in [Au₂(C≡CAR)₃] capping the adjacent triangular pattern, while two Au atoms in [Au₂(SR)₃] are capped by the uniformly distributed triangles. Moreover, it also leads to [Au₂₅(C≡CAR)₁₈]⁻ being present as a racemate. In addition, the angle between the terminal C≡C to Au atom is about 180°, while the angle of C-S-Au is less than 106° (Fig. 2e). This case exemplifies that the alkynyl ligand significantly affects the metal core configuration of the coinage metal nanoclusters.

1.2.2. The comparison of optical properties. As the ligand interacts with a significant amount of metal core atoms of the nanocluster, it plays a critical role in modulating the electronic structure of the metal nanoclusters. For instance, the optical absorbance feature of alkynyl-protected metal nanoclusters is (drastically) different from other ligand capped nanoclusters. As shown in Fig. 3a, both alkynyl-protected and thiolate protected Au₂₅ nanoclusters have a broad peak at ~700 nm, and all the other peaks from the alkynyl-protected Au₂₅ molecules are red-shifted about 50 nm compared to thiolate protected Au₂₅ nanoclusters.³⁸ Fig. 3b compares the absorbance spectra between the alkynyl and thiolate protected Au₃₆ nanoclusters. Au₃₆(SR)₂₄ displays multiple absorbance peaks, and in stark contrast, a significant red shift in the wavelength region beyond



Fig. 3 The comparison of optical properties of (a) $[\text{Au}_{25}(\text{PhC}\equiv\text{C}\text{Ar})_{18}]^-$, $[\text{Au}_{25}(\text{SR})_{18}]^-$ and (b) $\text{Au}_{36}(\text{PhC}\equiv\text{C})_{24}$, $\text{Au}_{36}(\text{SR})_{24}$. Copyright 2017 and 2018, Wiley.^{38,39}

500 nm is observed for $\text{Au}_{36}(\text{PhC}\equiv\text{C})_{24}$ and the intensity of the characteristic peaks in the low wavelength is strongly reduced even disappears to some extent.³⁹

In addition to the optical absorption feature, alkynyl molecules can also affect the luminescence properties of the metal nanoclusters, *e.g.* the photoluminescent behaviour and the corresponding quantum yield. For example, Konishi *et al.* reported that, despite the photoluminescence spectra of $[\text{Au}_{13}(\text{dppe})_5(\text{C}\equiv\text{CPh})_2](\text{PF}_6)_3$ is similar to that of $[\text{Au}_{13}(\text{dppe})_5\text{Cl}_2](\text{PF}_6)_3$, the quantum yield of the former one (0.16) is significantly higher than that of the latter one (0.11).⁴⁰ The Wang group discovered that, $\text{Au}_{22}(\text{BuC}\equiv\text{C})_{18}$ has a strong luminescence in the solid state with a quantum yield of 15%, and interestingly, it displays thermochromic luminescence.⁴¹ By using the chiral alkynyl group, the Zang group fabricated a new enantiomeric pair of superatomic Ag_{17} nanoclusters, and both molecules emit near-infrared light with a quantum yield of 8.0% under ambient conditions as well as NIR circularly polarized luminescence thanks to the chirality of the excited states.⁴² The emission colour of $\text{Ag}_{51}(\text{BuC}\equiv\text{C})_{32}$ reported by Lu and Xie groups can change from blue to red by changing the solvent polarity from the less polar dichloromethane to the more polar methanol, exhibiting a strong solvatochromic effect.⁴³

1.2.3. The comparison of catalytic performance. As the electronic structure and physiochemical properties of metal nanoclusters can be affected by the surface ligand, engineering the surface ligand can fine-tune the catalytic performance of the metal nanoclusters. Specifically, once the alkynyl molecules are attached onto the metal core to form a large $-\text{C}\equiv\text{C}-\text{M}$ ($\text{M} = \text{metal}$) conjugated system, it favours the electron shuttling and hence promotes the catalytic performance for certain reactions. For instance, Wan *et al.* reported that, in alkyne semi-hydrogenation catalysis, the conversion rate of $[\text{Au}_{38}(\text{L})_{20}]^{2+}$ ($\text{L} = \text{alkynyl ligands}$) as catalyst reached up to 97%, while that of thiolate stabilized Au_{38} with the same core structure was less than 2%.⁴⁴ Such a ligand effect also occurs in the hydrogen evolution reaction (HER). The Tsukuda group found that, the onset potential of hydrogen evolution for $\text{Au}_{25}(\text{C}\equiv\text{C}\text{Ar}^{\text{F}})_{18}$ was about 70 mV positive than that of $\text{Au}_{25}(\text{SC}_2\text{H}_4\text{Ph})_{18}$ under the same conditions, indicating that alkynyl ligands significantly enhanced the HER activity.⁴⁵

2. Controllable synthesis

Since the seminal Brust method was reported for preparing monodisperse nanoclusters in 1994, various strategies have been developed for the controllable synthesis of metal nanoclusters with molecular purity. For alkynyl-protected metal nanoclusters, the applicable synthetic methods include a direct reduction (DR) of the precursor,^{39,46} synchronous nucleation and passivation (SNP),^{37,47,48} ligand exchange,^{40,49,50} one-pot method^{41,51,52} and so on (Fig. 4). With these methods on hand, plus the advancement of crystallographic techniques, a great deal of all-alkynyl-protected Au, Ag, and AuAg alloy nanoclusters with crystal structures have been recorded. This review will mainly discuss the DR method and SNP strategy.

2.1. Direct reduction of the precursor

Direct reduction (DR) of the precursor is the most facile and straightforward method to fabricate metal nanoclusters, but manipulating the reaction kinetics to obtain a monodisperse product is quite challenging. Currently, the DR approach is the most widely employed strategy to acquire alkynyl-protected metal nanoclusters. Specifically, metal salts (*e.g.* Me_2SAuCl ,^{30,53,54} Ag_2O ^{31,55}) were first reacted with the alkynyl ligand to generate the $\text{Au}(\text{i})/\text{Ag}(\text{i})$ -alkynyl complexes (the precursor), then the reducing agent (*e.g.* NaBH_4 ^{43,56}) was added to reduce the precursor to form metal nanoclusters. In some cases, a mixture of cluster molecules is acquired, hence the post-synthetic isolation and purification are necessary. So far, Au_{42} ,³⁰ Au_{99} ,⁵³ Ag_{47} ,³¹ Ag_{112} ,³² and $\text{Au}_{34}\text{Ag}_{28}$ ⁵⁷ have been chemically prepared using this method.

It is worth noting that the morphology and aggregation state of the precursor can be critical for forming the final product. Our group disclosed that, by introducing ethanol in the preparation of Au-PA (PA = phenylacetylene) precursor, the amorphous precursor can self-assemble into flower-like macromolecules⁵⁴

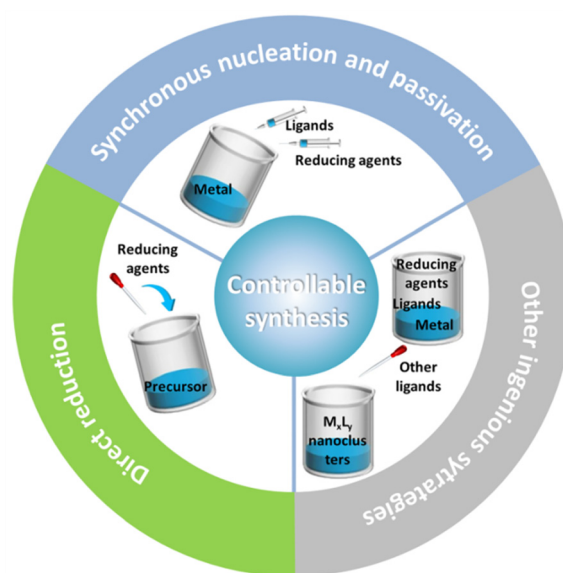


Fig. 4 Controllable synthesis strategies for all-alkynyl-protected metal nanoclusters.

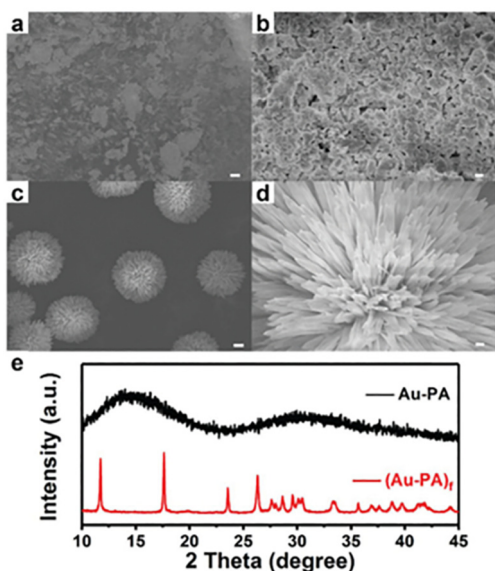


Fig. 5 SEM images of Au-PA precursors at (a) 5 μm , (b) 500 nm and (Au-PA)_f precursors at (c) 5 μm , (d) 500 nm. (e) XRD patterns of the amorphous Au-PA precursor generated without ethanol and the flower-like (Au-PA)_f precursor generated with the presence of ethanol. Copyright 2020, Royal Society of Chemistry.⁵⁴

(Fig. 5, denoted as (Au-PA)_f). Consequently, compared with the amorphous precursor, the well-defined (Au-PA)_f precursor can lead to the formation of Au₁₄₄(PA)₆₀ with higher yield and monodispersity. Such a phenomenon is reminiscent of the high-yield synthesis of Au₂₅(SR)₁₈, in which the monodisperse Au-SR precursor was obtained by controlling the reaction kinetics.⁵⁸

2.2. Synchronous nucleation and passivation strategy

To form a nanocluster molecule, it undergoes nuclei growth and surface passivation process which compete with each other. For the DR approach, it might be difficult to manipulate these two processes to improve the yield of the target cluster. For instance, an excess amount of reducing agent may lead to excessive reducibility to form large nanoparticles spontaneously, while a rapid reduction rate may induce the surface passivation occurring inhomogeneously hence increasing the polydispersity of the product. From that, regulating the reaction rate and manipulating the reducing process might be critical for enhancing the yield of molecular metal nanoclusters.

In 2020, our group developed a synchronous nucleation and passivation strategy to fabricate Au₃₆(PA)₂₄ and Au₂₂(PA)₁₈ nanoclusters with a high yield of 17.1% and 70.1%, respectively.⁴⁷ In this method, the ligand and reducing agent were added simultaneously, and more importantly, NaBH₃CN instead of NaBH₄ was employed as the reductant, and the reaction was also conducted at a low temperature. By doing that, the cluster nuclei growth and surface ligand passivation can be more easily manipulated to obtain molecular metal nanoclusters. As illustrated in Fig. 6, the equivalent ratio of NaBH₃CN-to-Au is critical for yielding different products. When NaBH₃CN is much more excessive (eq \gg 3), polydisperse Au



Fig. 6 Synthetic routes for Au₃₆(PA)₂₄ with the different amounts of reducing agents in the synchronous nucleation and passivation strategy. Copyright 2020, Springer.⁴⁷

nanoclusters were acquired; when NaBH₃CN was decreased to a certain low amount (eq = 1/2, 1/3), Au₂₂(PA)₁₈ as the reaction intermediate formed, but it can transform into Au₃₆(PA)₂₄ overnight eventually. In this work, we also proposed the structure evolution from Au₂₂(PA)₁₈ to Au₃₆(PA)₂₄, and the calculated stoichiometric ratio of Au₂₂(PA)₁₈-to-Au₃₆(PA)₂₄ was verified by the designed experiment as well. Such synchronous nucleation and passivation strategy is of great universalities to prepare alkynyl-protected Ag, AuAg alloy nanoclusters, and in later studies, other molecules such as Ag₃₂,³⁷ and Au₉Ag₉⁴⁸ clusters were synthesized by this method with high yields.

2.3. Other ingenious synthesis strategies

Besides the above two approaches, there are some other ingenious strategies to synthesize homoleptic alkynyl-protected metal nanoclusters. One method is the ligand exchange reaction, in which another ligand is introduced into a solution of the parent cluster with high polydispersity or molecular purity to yield new cluster molecules.⁵⁹ Ligand exchange can transform the cluster size, morphology, composition, and structural arrangement and also introduce new chemical/physical properties.^{49,60,61} Pioneering work using this method to prepare all-alkynyl-protected metal clusters was done by Tsukuda *et al.* In 2011, by reacting polyvinylpyrrolidone stabilized Au nanoclusters with a series of alkynyl molecules, several magic clusters such as Au₅₄(PA)₂₆, Au₉₄(PA)₃₈, and Au₁₁₀(PA)₄₀ can be identified in the mass spectra of the final mixture product.⁶² In 2019, the same group reported a quasi ligand exchange reaction, in which hydride-doped [HM@Au₈(PPh₃)₈]⁺ (M = Pd, Pt) reacting with Au(I)-alkynyl oligomer to yield [MAu₂₄(C \equiv CAr^F)₁₈]²⁻ clusters.⁶³ Interestingly, Hosier *et al.* revealed that the simple thiolate-to-acetylide ligand exchange is enthalpically unfavorable, while metathesis reactions between these ligands are enthalpically favorable.⁶⁴ However, the direct reaction between phenylacetylene and thiolate Au clusters can not proceed, and the acetylide-for-thiolate ligand exchange is only facile when using either a gold(I)-phenylacetylide complex or lithium phenylacetylide as an incoming ligand to thiolate protected Au clusters. From this point, using ligand exchange to prepare alkynyl-protected metal nanoclusters has been restricted to some extent.

Another strategy is the one-pot synthetic approach, which is quite straightforward and of easy operability. The most significant feature of this method is that all the reagents (the metal salt, the ligand, the reductant, *etc.*) were added together to react in one system, similar to SNP but with less kinetic control and easier to operate. For instance, the Tsukuda group fabricated a series of homoleptic alkynyl-protected $\text{Au}_{22}(\text{C}\equiv\text{CR})_{18}$ cluster molecules protected with four different ligands by reacting $(\text{Me}_2\text{S})\text{AuCl}$, the ligand, and triethylamine together.⁵¹ Interestingly, triethylamine not only serves as a base, but also is the reducing agent, and its low reducing capability left $(\text{Me}_2\text{S})\text{AuCl}$ not completely reduced, hence the yields of all the clusters were less than 8%. In another study, the Wang group synthesized a pair of $\text{Au}_{23}(\text{C}\equiv\text{C}^t\text{Bu})_{15}$ clusters (Au_{23} -1 and Au_{23} -2), which are the first isomers observed in all-alkynyl-protected metal nanoclusters.⁵² Specifically, Au_{23} -1 was prepared by reduction of Me_2SAuCl and $\text{HC}\equiv\text{C}^t\text{Bu}/\text{Et}_3\text{N}$ with NaBH_4 , but Au_{23} -2 has to be acquired with a similar synthetic procedure in the presence of tetraphenylphosphonium chloride or tetrabutylammonium chloride. The yield of Au_{23} -1 and Au_{23} -2 was 31% and 10%, respectively. It shows that, by optimizing the synthetic parameters, the one-pot method can obtain molecular metal nanoclusters with high yields, but more cases await to be explored.

3. Alkynyl-protected metal nanoclusters for eCO_2RR

3.1. The importance of eCO_2RR

Since the last century, the overuse of fossil fuels and rapid industrialization has caused serious greenhouse effects globally.⁶⁵ CO_2 is the major greenhouse gas, whose emission must be reduced to a certain minimum level to meet the framework of the Paris Agreement. Capturing, storing, and utilizing CO_2 is one of the effective means to mitigate the great CO_2 emission pressure.⁶⁶ Among that, electrochemical CO_2 reduction reaction (eCO_2RR) has been attracting increasing research attention recently, as it can convert CO_2 into valuable chemicals. More importantly, eCO_2RR can be conducted under mild conditions with high efficiency, and take advantage of renewable electricity.^{67,68} However, the $\text{C}=\text{O}$ bond is difficult to be broken because it has large bond dissociation energy of 750 kJ mol^{-1} . Meanwhile, as it has multiple proton-coupled electron transfer steps with comparable potentials, plus the side reaction of hydrogen evolution, it is extremely challenging to control the product selectivity.⁶⁵ The presence of electrocatalysts can lower the energy barrier of eCO_2RR , but most of the electrocatalysts still suffer from high overpotential, low current density, and poor product selectivity.⁶⁹ Therefore, developing electrocatalysts with high efficiency, high activity and selectivity is imperative.

3.2. The mechanism of eCO_2RR

As multiple protons/electrons transfer are involved in eCO_2RR , the reaction pathway and mechanism of eCO_2RR are rather

complicated. Based on the electron-transfer number, the reduction products can be classified into C_1 molecules such as CO , HCO_2H , CH_3OH , and C_{2+} molecules such as $\text{CH}_3\text{CH}_2\text{OH}$, CH_3CHO , C_2H_6 , C_2H_4 , *etc.* Regardless of the product generated, eCO_2RR follows the basic process: 1. Adsorption of CO_2 molecules on the catalyst surface; 2. Proton coupled electron transfer reactions of the intermediates; 3. Recombination of molecules and desorption from the surface.⁷⁰ As molecular Au/Ag nanoclusters mainly produce CO products, we here focus on 2e^- reaction only. An important concept regarding the reaction process is the rate-determining step (RDS), which is defined as the step with the largest energy barrier in the process. The overall reaction rate is governed by the RDS.

The general mechanism of the 2e^- reaction is presented in Fig. 7. Generally, the $^*\text{COOH}$ formation is the key step for producing CO , and there are two pathways to form $^*\text{COOH}$. In one way, CO_2 grasps an electron to transform into $^*\text{CO}_2^-$ and then obtains a proton to produce $^*\text{COOH}$, while in another way, CO_2 directly combines with a pair of proton and electron (H^+/e^-) on the catalyst surface to form $^*\text{COOH}$. CO and H_2O are the products once $^*\text{COOH}$ reacts with a pair of H^+/e^- . From $^*\text{CO}$, CH_3OH and CH_4 can also be yielded, depending on the number of electron pairs. The formation of HCO_2H also has two possible pathways. On the one hand, the protonation of $^*\text{CO}_2^-$ generates $^*\text{OCHO}$ first and $^*\text{OCHO}$ gets a pair of H^+/e^- to form HCO_2H . On the other hand, CO_2 interacts with H which is pre-adsorbed on the catalyst surface by a pair of H^+/e^- to form $^*\text{HCOO}$, and then HCO_2H is produced through reacting with a pair of H^+/e^- .⁶⁵ In addition, density functional theory (DFT) calculations help to visualize the reaction path of eCO_2RR and the required energy to produce various intermediates, specific examples will be discussed in detail below.

3.3. Alkynyl-protected metal nanoclusters for eCO_2RR

Metal nanoclusters especially Au and Au-alloy nanoclusters have been widely employed as eCO_2RR catalysts, thanks to the unique advantages that are not available from nanoparticle counterparts. First of all, the molecule-like transition of metal nanoclusters can facilitate the electron transfer to the electrode and reactant hence decreasing the overpotential; secondly, metal nanocluster has tunable and versatile chemical functionalities, *e.g.* by tuning the size, surface ligand, charge state, doping another metal, and structure engineering, the redox potential can be manipulated to enhance the catalytic performance. Finally and most importantly, metal nanoclusters have

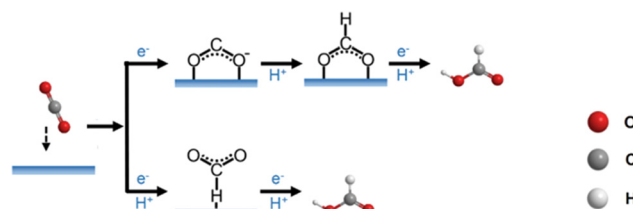


Fig. 7 Schematic diagram of the 2e^- reaction path in eCO_2RR . Copyright 2021, Elsevier.⁶⁵

a well-defined molecular structure with atomic precision, which is quite favourable for theoretically simulating the experimental findings to unravel the reaction mechanism and disclose the catalytic reaction center, hence establishing the structure–performance relationship eventually.⁶⁷

So far, Au nanoclusters capped by all kinds of ligands (*e.g.* thiolate,^{71,72} phosphine,²⁷ hydrides,⁷³ NHC,⁷⁴ and alkynyl^{75,76}) especially thiolate molecules have been studied for eCO₂RR. Pioneering work has been conducted on thiolate-stabilized molecular Au nanoclusters by Jin groups,^{77–80} and multiple groups have also made significant contributions.^{81–84} Other ligands and mixed ligands protected Au nanoclusters also exhibited impressive performance toward eCO₂RR.⁷³ For instance, the Wang group reported that the mixed ligand capped [Au₅₅(*p*-MBT)₂₄(Ph₃P)₆](SbF₆)₃ (Au₅₅) can reach the highest FE_{CO} of 94.1% at –0.6 V with the maximal CO production rate of 50.34 μL min^{–1} at –0.9 V. Moreover, the Au₅₅ catalyst exhibited good stability for over 4 h. The authors attributed the good catalytic properties to the ultrasmall size of the Au₅₅ cluster, the corner Au atom, and the hydrophobic nature of the ligand.⁸⁵ In another study, the same group developed all-amidinate-protected [Au₂₈(Ph-form)₁₂](OTf)₂ clusters loaded on carbon nanotubes as a catalyst, which showed the maximal FE_{CO} of 97.5% at –0.57 V, and can still maintain over 91% for 40 h at –0.69 V in eCO₂RR.⁸⁶

Recent high-quality review papers regarding metal nanoclusters for eCO₂RR mainly focus on the thiolate ligand, whereas a systematic summary of alkynyl-protected metal clusters for eCO₂RR is missing.^{67,87,88} Here, we mainly discuss all-alkynyl-protected Au and Ag nanoclusters for eCO₂RR, with particular attention on elucidating the metal core effect and the surface ligand effect.

3.3.1. Metal core effects. Given the uniqueness of alkynyl ligands over thiolate molecules mentioned in Section 1.2, we tend to believe alkynyl-protected metal nanoclusters might be more favourable for eCO₂RR. Nevertheless, rare reports can be found on alkynyl-protected Au or Ag nanoclusters for the eCO₂RR.

In 2021, our group reported the structure analysis and eCO₂RR performance of the smallest all-alkynyl-protected [Ag₁₅(C≡C^tBu)₁₂]⁺ (abbreviated as Ag₁₅) nanocluster.⁸⁹ As shown in Fig. 8a, Ag₁₅ possesses a body-centered-cubic (bcc) structure with an Ag@Ag₈@Ag₆ metal core configuration. Interestingly, the two diagonal Ag atoms in the Ag₈ cube can connect to the two O atoms of the CO₂ molecule at two opposite sides, making the Ag₈ cube elongated and the Ag₁₅ nanocluster assembled into one-dimensional material (Fig. 8b). Interestingly, Ag₁₅ exhibited excellent catalytic activity toward eCO₂RR with CO as the main product and H₂ evolution is significantly suppressed, and the maximum FE_{CO} can reach *ca.* 95% at –0.6 V (Fig. 8c). In addition, the Ag₁₅ catalyst can maintain good stability over 10 h (Fig. 8d).

DFT calculations were further conducted to determine the catalytic site and compare the catalytic selectivity of eCO₂RR to CO *vs.* H₂ evolution. The methyl group was used to replace the *tert*-butyl group to simplify the calculations, and one ligand

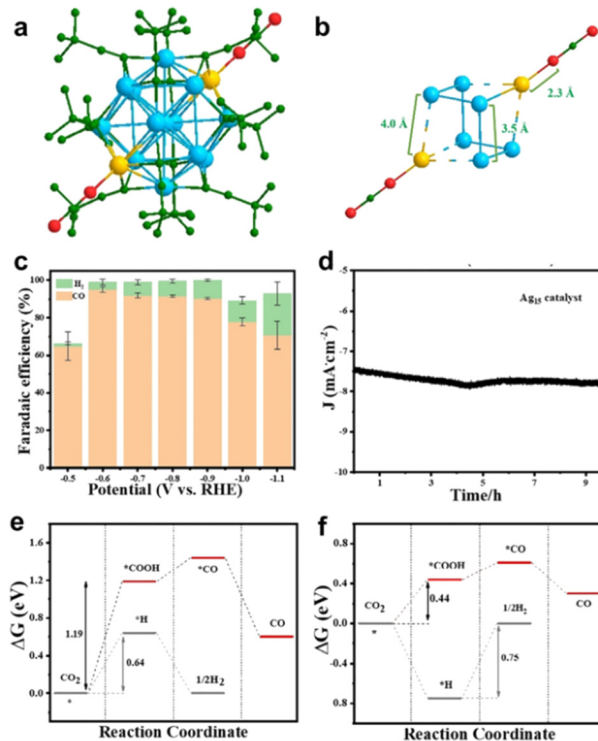


Fig. 8 Diagram of CO₂ adsorption on (a) [Ag₁₅(C≡C^tBu)₁₂]⁺ and (b) Ag₈ cube. (c) Faradaic efficiency of CO and (d) stability testing of [Ag₁₅(C≡C^tBu)₁₂]⁺. Comparison of free energy of electroreduction of CO₂ to CO process on (e) [Ag₁₅(C≡C-CH₃)₁₂]⁺ and (f) [Ag₁₅(C≡C-CH₃)₁₁]⁺. Copyright 2021, Wiley.⁸⁹

stripping to expose the undercoordinated metal atom serves as the active site. For both the intact [Ag₁₅(C≡C-CH₃)₁₂]⁺ cluster and one ligand stripped [Ag₁₅(C≡C-CH₃)₁₁]⁺, the formation of *COOH is the rate determining step (RDS). As shown in Fig. 8e and f, [Ag₁₅(C≡C-CH₃)₁₁]⁺ has much lower free energy (0.44 eV) to form *COOH rather than [Ag₁₅(C≡C-CH₃)₁₂]⁺ (1.19 eV). Correspondingly, [Ag₁₅(C≡C-CH₃)₁₁]⁺ has higher energy barrier for H₂ evolution than [Ag₁₅(C≡C-CH₃)₁₂]⁺. Moreover, the energy barrier for *H formation is much larger than forming *COOH for [Ag₁₅(C≡C-CH₃)₁₁]⁺, suggesting H₂ generation can be largely restricted. On the intact [Ag₁₅(C≡C-CH₃)₁₂]⁺ cluster, the staple Ag atom acts as the active site for eCO₂RR, while in the one-ligand removed [Ag₁₅(C≡C-CH₃)₁₁]⁺, the loss of one ligand causes 4 shell-Ag atoms to expose two equivalent triangular faces, in which one undercoordinated Ag atom prefers to CO₂ adsorption and reduction. This study manifests that the alkynyl-protected Ag nanocluster holds great potential for the eCO₂RR in terms of activity and stability and can advance the fundamental understanding of the eCO₂RR catalyzed by alkynyl-protected metal nanoclusters.

Doping another metal into the metal core to form bimetallic nanoclusters can alter the physicochemical properties of the clusters and lead to enhanced catalytic performance due to the synergistic catalytic effect.^{90–92} The well-defined Ag@Ag₈@Ag₆ metal core structure of the Ag₁₅ nanocluster allows us to conduct such metal exchange to tune and optimize the eCO₂RR

performance. In a following study, through the metal exchange, our group first prepared the $[\text{Au}_7\text{Ag}_8(\text{BuC}\equiv\text{C})_{12}]^+$ (Au_7Ag_8 in short) cluster, of which the optical feature and crystal structure agree well with the previous report from Zheng group.⁹³ Meanwhile, the $[\text{Ag}_9\text{Cu}_6(\text{BuC}\equiv\text{C})_{12}]^+$ (Ag_9Cu_6 in short) cluster was also synthesized *via* a one-pot strategy, and it displayed significantly different optical properties and chemical stability from Au_7Ag_8 .⁹⁴ Furthermore, the $[\text{Au}_2\text{Ag}_8\text{Cu}_5(\text{BuC}\equiv\text{C})_{12}]^+$ cluster ($\text{Au}_2\text{Ag}_8\text{Cu}_5$ in short) was also prepared by a metal exchange approach from Ag_9Cu_6 .⁹⁵

It is worth noting that, Au_7Ag_8 , Ag_9Cu_6 , and $\text{Au}_2\text{Ag}_8\text{Cu}_5$ are all M_{15} clusters with a similar metal core configuration. As demonstrated in Fig. 9a, they all possess an $\text{M}@\text{M}_8@\text{M}_6$ metal core, with one metal atom in the center, an M_8 cube in the middle layer, and an M_6 octahedron in the outmost layer in the core. Interestingly, the three clusters exhibited drastically different catalytic performances toward eCO_2RR . Au_7Ag_8 presented high selectivity for CO formation (Fig. 9b), with the highest FE_{CO} of 98.1% at -0.49 V. For both Ag_9Cu_6 and $\text{Au}_2\text{Ag}_8\text{Cu}_5$, CO and formate are the main products, despite the FE_{CO} showed a similar volcanic shape with Au_7Ag_8 and the highest FE_{CO} can reach 94.1% and 95.0% at -0.49 V for Ag_9Cu_6 and $\text{Au}_2\text{Ag}_8\text{Cu}_5$, respectively, the FE_{CO} decreased rapidly when the potential goes more negatively (Fig. 9b). Fig. 9c depicts $\text{FE}_{\text{formate}}$ of Ag_9Cu_6 , and $\text{Au}_2\text{Ag}_8\text{Cu}_5$. When the potential goes negative, $\text{FE}_{\text{formate}}$ of Ag_9Cu_6 kept increasing while $\text{FE}_{\text{formate}}$ of $\text{Au}_2\text{Ag}_8\text{Cu}_5$ first increased gradually and then decreased. The maximal $\text{FE}_{\text{formate}}$ value for Ag_9Cu_6 and $\text{Au}_2\text{Ag}_8\text{Cu}_5$ is 47.0% at -1.19 V and 28.3% at -0.99 V, respectively. In addition, the highest $\text{FE}_{\text{CO}+\text{formate}}$ for Ag_9Cu_6 and $\text{Au}_2\text{Ag}_8\text{Cu}_5$ is $\sim 100.0\%$ and $\sim 97.4\%$, suggesting both clusters were able to convert CO_2 into valuable chemicals. Meanwhile, both Au_7Ag_8 and Ag_9Cu_6 can suppress H_2 evolution, while at a higher negative potential range, HER gradually becomes dominant for $\text{Au}_2\text{Ag}_8\text{Cu}_5$ (Fig. 9d). Correspondingly, both Au_7Ag_8 and Ag_9Cu_6 exhibited robust stability while $\text{Au}_2\text{Ag}_8\text{Cu}_5$ showed slightly inferior long-term durability than the above two clusters, probably due to its metal core ($\text{Au}_1@\text{Au}_1\text{Ag}_4\text{Cu}_3@\text{Ag}_4\text{Cu}_2$) is slightly asymmetric.

By using the simplified single-crystal structures to build models, DFT calculations were next conducted to unravel the

reaction mechanism. The eCO_2RR and HER compete at the same metal site, specifically, Au for Au_7Ag_8 , Cu for Ag_9Cu_6 , and for $\text{Au}_2\text{Ag}_8\text{Cu}_5$, the staple Cu acts as the active site for HCOO^* binding, while $^*\text{COOH}$, $^*\text{CO}$, and $^*\text{H}$ tend to bind with the sub-surface Au atom. It is predicted that one ligand stripping to expose the metal atom is the active center. For the intact Au_7Ag_8 cluster, the energy barrier to form $^*\text{H}$ (0.88 eV) is lower than that of forming $^*\text{COOH}$ (1.08 eV, Fig. 10a) hence not favours eCO_2RR . However, once one ligand is stripped, trans-COOH^* prefers to bind to the undercoordinated Ag atom and ΔG significantly decreases to 0.47 eV, much lower than ΔG for desorption of $^*\text{H}$ (1.07 eV) hence eCO_2RR is quite favourable (Fig. 10b). For the Ag_9Cu_6 cluster, eCO_2RR and HER compete at the Cu site regardless of the structural integrity. As shown in Fig. 10c, the RDS for CO generation is forming $^*\text{COOH}$ ($\Delta G = 0.43$ eV), and the RDS for formate generation is $^*\text{HCOO}$ -to- HCOOH ($\Delta G = 0.46$ eV), while after stripping a ligand, the value is changed into 0.40 eV and 0.54 eV (Fig. 10d), respectively. However, for the intact Ag_9Cu_6 cluster, the energy barrier for H_2 formation is only 0.14 eV, hence HER prevails. The reaction mechanism of $\text{Au}_2\text{Ag}_8\text{Cu}_5$ is rather complicated, and it turns out that the removal of one alkynyl ligand bonded to two Ag atoms near the shell Au atom is more thermodynamically supported. When the $\text{Au}_2\text{Ag}_8\text{Cu}_5$ cluster is intact, ΔG of the RDS in $^*\text{COOH}$ generation is 0.62 eV (Fig. 10e), rather larger than the corresponding RDS energy barrier when removing one ligand (Fig. 10f), suggesting that the latter one favours CO formation. Furthermore, for forming formate, the active site shifted from the Cu site to the Au site, and the RDS changed from $^*\text{HCOO}$ -to- HCOOH (0.67 eV) to the generation of $^*\text{HCOO}$ (0.44 eV). Such shift of the active site may be responsible for the decrease of formate selectivity of $\text{Au}_2\text{Ag}_8\text{Cu}_5$ compared to Ag_9Cu_6 .

The series of the M_{15} clusters (Ag_{15} , Au_7Ag_8 , Ag_9Cu_6 , $\text{Au}_2\text{Ag}_8\text{Cu}_5$) with the identical ligand shell offers a good example to examine the metal core effect of alkynyl-protected metal nanoclusters. For both Ag_{15} and Au_7Ag_8 , CO is formed exclusively with high selectivity. However, with the presence of Cu, formate can be produced by Ag_9Cu_6 and $\text{Au}_2\text{Ag}_8\text{Cu}_5$, and the two-atom-difference led to drastically different eCO_2RR

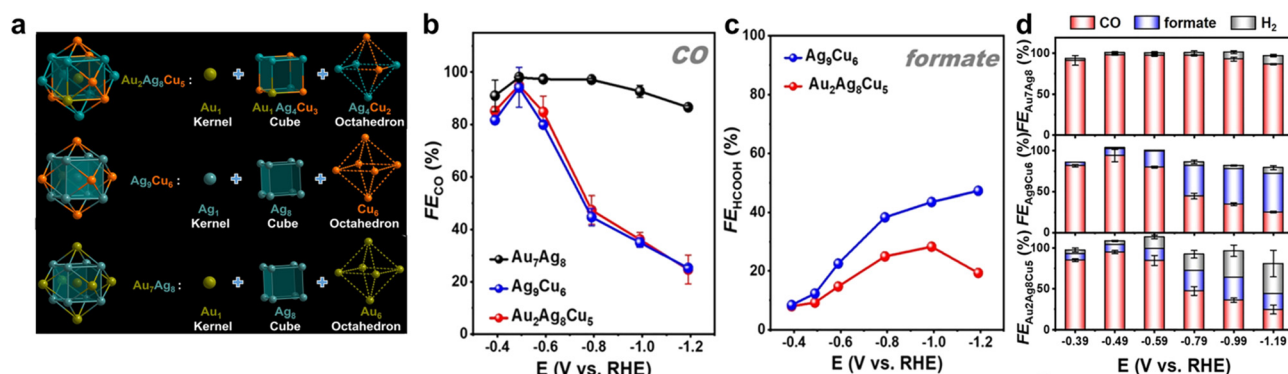


Fig. 9 (a) Structural anatomy of three nanoclusters. (b) FE_{CO} of three nanoclusters and (c) $\text{FE}_{\text{formate}}$ of $[\text{Ag}_9\text{Cu}_6(\text{C}\equiv\text{CtBu})_{12}]^+$, $[\text{Au}_2\text{Ag}_8\text{Cu}_5(\text{C}\equiv\text{CtBu})_{12}]^+$. (d) Product selectivity of three nanoclusters. Copyright 2022, Royal Society of Chemistry.⁹⁵

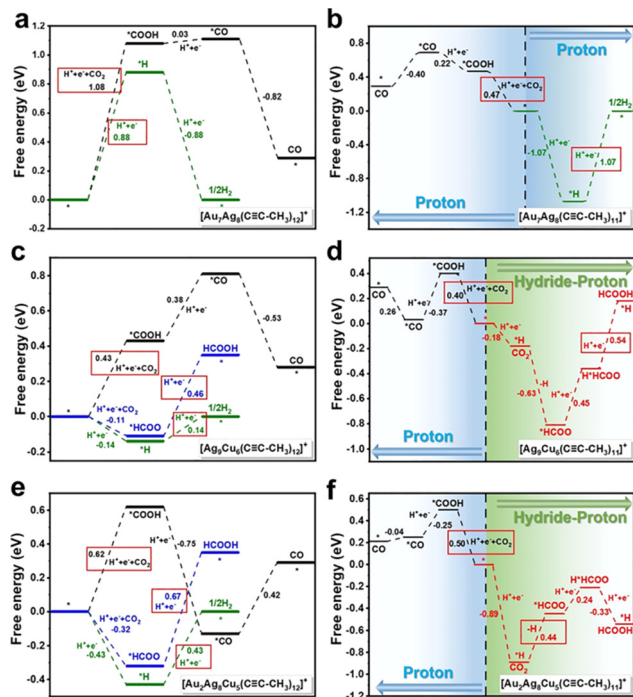


Fig. 10 Free energy of eCO₂RR and HER on (a) and (b) intact and incomplete Au₇Ag₈, (c) and (d) Ag₉Cu₆ and (e) and (f) Au₂Ag₈Cu₅. Copyright 2022, Royal Society of Chemistry.⁹⁵

behaviours. Ag₉Cu₆ has higher FE_{formate} than Au₂Ag₈Cu₅ at the applied potential, and at high negative potentials, the HER becomes dominant for Au₂Ag₈Cu₅. For Ag₁₅ and Au₇Ag₈, one ligand stripping exposed the Ag and Au atom as the active site to form CO, respectively, while for Ag₉Cu₆ and Au₂Ag₈Cu₅, one ligand stripping exposed the Cu atom as the active site in the eCO₂RR, but the active site was shifted to the Au atom for producing formate for Au₂Ag₈Cu₅. That is, the exposed (111)-like Ag₂Cu₂ surface and the Au₁Cu₁Ag₂ surface are responsible for the markedly different eCO₂RR properties especially the selectivity of formate.

3.3.2. Ligand effects. The surface of the metal nanoclusters is capped by organic molecules, and these ligands can affect the physicochemical properties and electronic structure of the metal nanoclusters hence play a critical role in fine-tuning the electrocatalytic performance of the metal nanoclusters. For instance, an early study by the Jin group discovered that, compared to the phenylselenol (–SePh) protected Au₂₅ cluster, the thiolate Au₂₅ (–PET) cluster exhibited higher FE_{CO} and mass activity of CO while the former one exhibited higher FE_{H₂}.⁹⁶ DFT calculations revealed that the breakage of ligand carbon tail to expose S/Se atoms as the active site. Due to the higher electron density, the S site is more favourable for forming the key intermediate of *COOH.

Recently, Wang *et al.* reported a ligand–shell engineering of Au₂₈ clusters toward eCO₂RR, in which Au₂₈(C₂B₁₀H₁₁S)₁₂(tth)₄Cl₄ (Au₂₈–S) and [Au₂₈(C₄B₁₀H₁₁)₁₂(tth)₈]³⁺ (Au₂₈–C) with the identical Au₂₈ metal core showed different eCO₂RR performance.⁹⁷ Specifically, Au₂₈–S is co-protected by carbora-nethiolate, tetrahydrothiophene (tth), and chloride, while

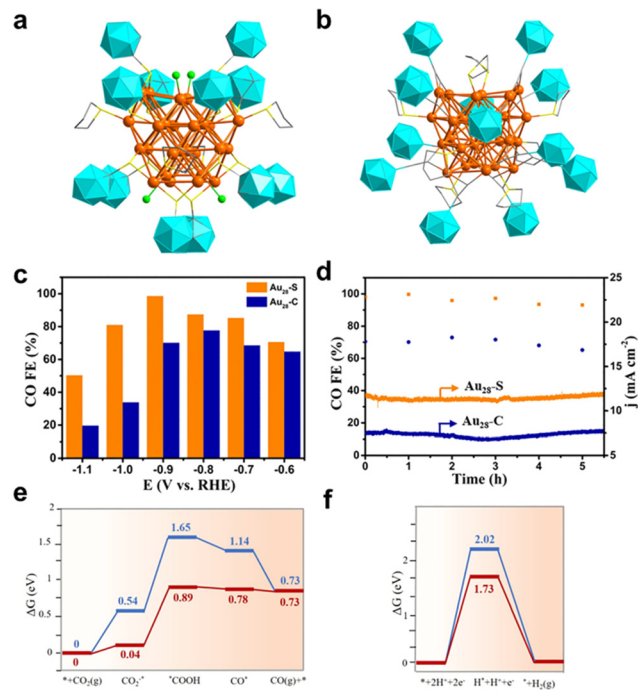


Fig. 11 The total structures of (a) Au₂₈(C₂B₁₀H₁₁S)₁₂(tth)₄Cl₄ and (b) [Au₂₈(C₄B₁₀H₁₁)₁₂(tth)₈]³⁺. (c) Faradaic efficiency of CO and (d) stability testing of two nanoclusters. Free energy of (e) eCO₂RR and (f) HER on Au₂₈(C₂B₁₀H₁₁S)₁₂(tth)₄Cl₄ (red) and [Au₂₈(C₄B₁₀H₁₁)₁₂(tth)₈]³⁺ (blue). Copyright 2022, Wiley.⁹⁷

Au₂₈–C is co-protected by carbora-nealkynyl and tth ligands (Fig. 11a and b). Interestingly, despite the same metal kernel, the different protecting layer leads to the change in the overall electronic structure, *e.g.* Au₂₈–C has 13 valence electrons while Au₂₈–S has 12. In addition, compared to Au₂₈–C, the emission peak is blue-shifted at about 167 nm with the intensity increased about 5 times for Au₂₈–S. Furthermore, Au₂₈–S exhibited markedly superior eCO₂RR properties than Au₂₈–C. As illustrated in Fig. 11c, Au₂₈–S showed higher FE_{CO} values in all tested potentials, and it achieves the maximum FE_{CO} of 98.5% at –0.9 V, about 1.4 times than that of Au₂₈–C. However, both clusters exhibited satisfactory stability with a negligible change of FE_{CO} (Fig. 11d). *In situ* FTIR analysis shows that the intensity of the peaks at 1362 and 1636 cm^{–1} attributed to the *COOH species from Au₂₈–S is stronger than that from Au₂₈–C. Moreover, the authors conducted DFT calculations to unravel the active site and elucidate the reaction mechanism. For Au₂₈–C, the Au atoms in the linear C₂B₁₀H₁₁–C≡C–Au–C≡C–C₂B₁₀H₁₁ motifs are accessible for CO₂ molecules, while removing Cl atoms to expose Au atoms are probably the active center for Au₂₈–S. Both clusters adopt the CO₂(g)–*CO₂–*COOH–*CO–CO pathway, while the formation of *COOH is the rate-determining step. Au₂₈–C has a ΔG of 0.85 eV, much smaller than that of Au₂₈–C with 1.11 eV, while high ΔG of H* adsorption indicated that HER is unfavorable on both Au₂₈–S and Au₂₈–C (Fig. 11e and f), yet Au₂₈–S is even more unlikely for HER to occur.

In another recent study reported by our group, the surface ligand effect of Ag₃₂ nanoclusters toward eCO₂RR has been

probed.³⁷ In this study, two metal clusters, a homoleptic alkynyl-protected $\text{Ag}_{32}\text{L}_{24}$ ($\text{L} = 3,5\text{-bis(trifluoromethylbenzene)}$ acetylide, Ag_{32} in short) plus thiolate and phosphine co-protected $[\text{Ag}_{32}(\text{DPPE})_5(\text{SR})_{24}]^{2-}$ were prepared. Interestingly, thanks to the σ and/or π binding between Ag and the $\text{C}\equiv\text{C}$ bond, Ag_{32} presented more versatile ligand-metal binding motifs than that of $[\text{Ag}_{32}(\text{DPPE})_5(\text{SR})_{24}]^{2-}$. Such structure difference leads to drastically different eCO_2RR performance. As demonstrated in Fig. 12a and b, in all the tested potentials, FE_{CO} of Ag_{32} is higher than that of $[\text{Ag}_{32}(\text{DPPE})_5(\text{SR})_{24}]^{2-}$. The highest FE_{CO} is 96.44% at -0.8 V for Ag_{32} , while in stark contrast, only a maximum of 56.67% can be achieved at -1.0 V for $[\text{Ag}_{32}(\text{DPPE})_5(\text{SR})_{24}]^{2-}$. Impressively, both samples exhibited excellent rather comparable stability for prolonged operation, as no significant current decrease was observed for 15 h (Fig. 12c). DFT calculations disclosed that, one ligand stripping to form $\text{Ag}_{32}\text{L}_{23}$ as the active center for Ag_{32} , however, for $[\text{Ag}_{32}(\text{DPPE})_5(\text{SR})_{24}]^{2-}$, as the Ag-P bond strength is stronger than that of the Ag-S bond, one -SR ligand stripping to form $[\text{Ag}_{32}(\text{DPPE})_5(\text{SR})_{23}]^{-}$ as the active center. As depicted in Fig. 12d, the free energy profile shows that $[\text{Ag}_{32}(\text{C}\equiv\text{C}-\text{CH}_3)_{23}]^+$ has a smaller energy for forming $^*\text{COOH}$ (0.4 eV) rather than $[\text{Ag}_{32}(\text{P}_2\text{C}_2\text{H}_6)_5(\text{SCH}_3)_{23}]^{-}$ (0.5 eV); meanwhile, $[\text{Ag}_{32}(\text{C}\equiv\text{C}-\text{CH}_3)_{23}]^+$ has a larger thermodynamic barrier for H_2 formation from adsorbed H^* (0.51 eV) compared to $[\text{Ag}_{32}(\text{P}_2\text{C}_2\text{H}_6)_5(\text{SCH}_3)_{23}]^{-}$ (0.05 eV), indicating a higher CO selectivity. This study indicates that, without the presence of an easy stripping ligand (*e.g.* halogen), with a similar metal kernel, the alkynyl-protected metal nanocluster might have better eCO_2RR performance than thiolate counterparts.

3.3.3. Other factors. There are other factors such as the metal-ligand motif arrangement can also affect the eCO_2RR

performance. Recently, Zhu and Pei groups reported the evolution from superatomic $\text{Au}_{24}\text{Ag}_{20}$ monomers into molecular-like $\text{Au}_{43}\text{Ag}_{38}$ dimeric nanoclusters, whereas the monomeric and dimeric nanoclusters exhibited markedly different eCO_2RR performance.⁷⁵ Specifically, $\text{Au}_{24}\text{Ag}_{20}(\text{C}_{12}\text{H}_{13})_{24}\text{Cl}_2$ (abbreviated as $\text{Au}_{24}\text{Ag}_{20}\text{-1}$) was first obtained and it can transform into $\text{Au}_{43}\text{Ag}_{38}(\text{C}_{12}\text{H}_{13})_{36}\text{Cl}_{12}$ (abbreviated as $\text{Au}_{43}\text{Ag}_{38}\text{-1}$), while $\text{Au}_{24}\text{Ag}_{20}(\text{C}_9\text{H}_7)_{24}\text{Cl}_2$ (denoted as $\text{Au}_{24}\text{Ag}_{20}\text{-2}$) was acquired and it was further converted into $\text{Au}_{43}\text{Ag}_{38}(\text{C}_9\text{H}_7)_{36}\text{Cl}_9$ (denoted as $\text{Au}_{43}\text{Ag}_{38}\text{-2}$). The two $\text{Au}_{24}\text{Ag}_{20}$ monomer has the identical $\text{Au}_{12}\text{@Ag}_{20}$ metal kernel, which undergoes a self-assembly pathway to form a $\text{Au}_{12}\text{@Ag}_{19}\text{-Ag-Au}_{12}\text{@Ag}_{19}$ kernel, and forms two dimeric $\text{Au}_{43}\text{Ag}_{38}$ nanoclusters eventually (Fig. 13a). As shown in Fig. 13b, the monomers had higher current density than the dimers, while the CO partial current density followed the descending order of $\text{Au}_{24}\text{Ag}_{20}\text{-1} > \text{Au}_{24}\text{Ag}_{20}\text{-2} > \text{Au}_{43}\text{Ag}_{38}\text{-1} > \text{Au}_{43}\text{Ag}_{38}\text{-2}$ (Fig. 13c). Notably, the monomers exhibited much higher FE_{CO} than the dimers in the potential range from -0.4 to -0.8 V (Fig. 13d and e). The authors ascribed the different catalytic performances to the atomic-packing structures (individual-core *vs.* dual-core) and surface motif arrangements (parallel *vs.* crossed).

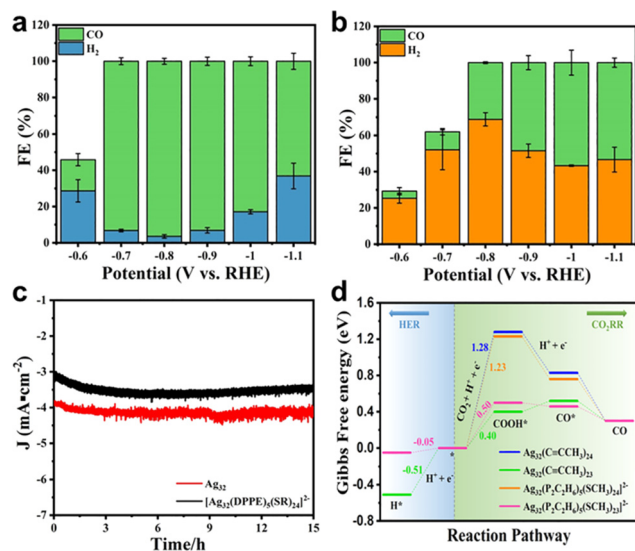


Fig. 12 Faradaic efficiency of CO for (a) $\text{Ag}_{32}(\text{C}\equiv\text{C}-\text{CH}_3)_{24}$ and (b) $[\text{Ag}_{32}(\text{DPPE})_5(\text{SR})_{24}]^{2-}$ at different potentials. (c) Stability testing of two nanoclusters. (d) Comparison of ΔG of eCO_2RR on $\text{Ag}_{32}(\text{C}\equiv\text{C}-\text{CH}_3)_{24}$, $\text{Ag}_{32}(\text{C}\equiv\text{C}-\text{CH}_3)_{23}$, $[\text{Ag}_{32}(\text{P}_2\text{C}_2\text{H}_6)_5(\text{SCH}_3)_{24}]^{2-}$ and $[\text{Ag}_{32}(\text{P}_2\text{C}_2\text{H}_6)_5(\text{SCH}_3)_{23}]^{2-}$ with the HER. Copyright 2022, Springer.³⁷

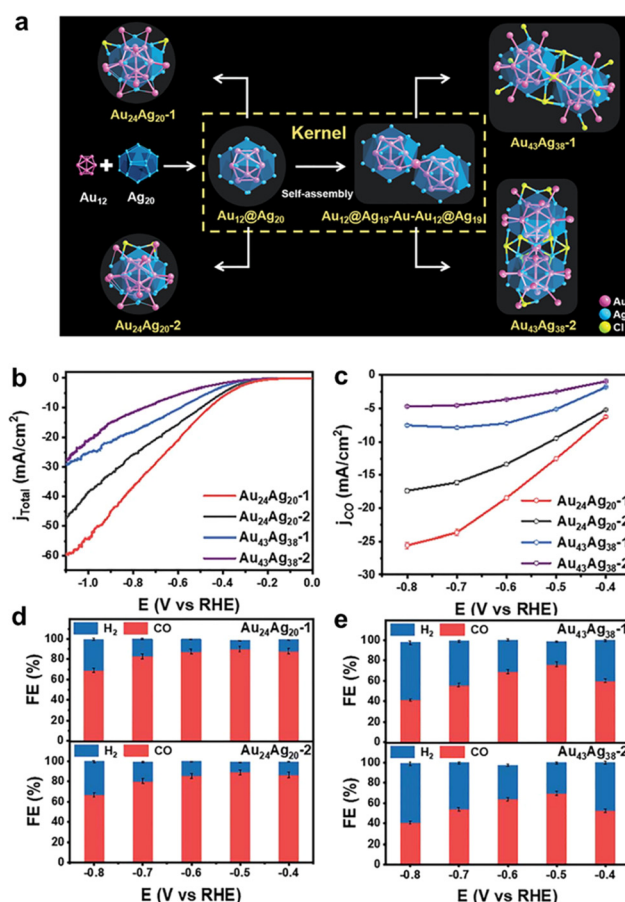


Fig. 13 (a) Structural anatomy of four nanoclusters. (b) LSV curves and (c) the corresponding CO partial current density of the $\text{Au}_{24}\text{Ag}_{20}$ and $\text{Au}_{43}\text{Ag}_{38}$ nanoclusters. Faradaic efficiency for CO_2RR products obtained on (d) $\text{Au}_{24}\text{Ag}_{20}$ and (e) $\text{Au}_{43}\text{Ag}_{38}$ nanoclusters. Copyright 2022, Royal Society of Chemistry.⁷⁵

4. Challenges and perspectives

In this review, we highlight the uniqueness of employing alkynyl molecules to prepare Au and Ag nanoclusters with atomic precision. Compared to thiolate molecules, the versatile binding motifs between alkynyl molecules and Au/Ag atoms facilitate the alkynyl-protected nanoclusters to possess drastically different optical properties, geometric configurations, and electronic structures. More intriguingly, significantly different catalytic performances can be achieved. The metal core effect and the surface ligand effect of the all-alkynyl-protected Au and Ag nanoclusters toward the eCO₂RR are discussed, demonstrating their great potential to modulate the performance through metal exchange or ligand shell engineering. Some conclusions and future perspectives can be drawn from the above discussions:

(1) Developing efficient synthetic methods with high yield to obtain more atomically precise alkynyl-protected metal nanoclusters is still highly desirable. Currently, in the case of Au and Ag, only Au₂₂,⁵¹ Au₂₃,⁵² Au₃₆,⁴⁷ Au₅₀,³⁰ Au₆₇,⁹⁸ Au₉₉,⁵³ Au₁₁₀,⁵⁶ and Ag₁₅,⁸⁹ Ag₃₂,³⁷ Ag₅₁,⁴³ and Ag₇₄,⁹⁹ clusters with crystal structures have been documented. The case for Cu,¹⁰⁰ AuCu,¹⁰¹ AgCu,⁹⁴ AuPd,⁶³ AuPt⁴⁵ and AgPt¹⁰² is quite rare, and some (*e.g.* AgPd) are even missing. The family members of homoleptic alkynyl-protected metal nanoclusters need to be enriched. The direct reduction method is quite straightforward, but to control the monodispersity of the precursor is critical and deserves more research efforts. A synchronous nucleation and passivation strategy has proved its applicability for preparing single metal and some bimetallic nanoclusters with molecular purity, but more cases and examples need to be explored to confirm its generality. For ligand exchange and the one-pot method, more precise reaction condition control (*e.g.* the choice of introducing a ligand, the temperature, the concentration of the reactant, and the post-reaction purification) is essential to achieve precise synthesis;

(2) To obtain more valuable products from the eCO₂RR, synthesizing a Cu nanocluster or a Cu-alloy nanocluster is indispensable hence holds great potential. With Au and Ag nanoclusters as catalysts, CO is formed with high selectivity, and in the presence of Cu, HCO₂H can be acquired. So far, no C₂₊ products have been documented by coinage metal nanoclusters with atomic precision, regardless of the ligand type. In the presence of a hydride ligand for Cu nanoclusters, the negatively charged hydride plays a critical role in determining the selectivity, where HCO₂H is formed *via* the lattice-hydride mechanism.¹⁰³ The above case of all-alkynyl-protected Cu alloy clusters (Ag₉Cu₆, Au₂Ag₈Cu₅) shows that the HCO₂H formation occurs through a rather different proton-hydride mechanism or hydride-proton mechanism. Obtaining all-alkynyl-protected Cu nanoclusters for the eCO₂RR application would be of particular interest to advance the fundamental understanding of the eCO₂RR mechanism but still remains challenging, and Cu based bimetallic or trimetallic nanoclusters are also hoped to promote the activity and selectivity as well as to improve the mechanistic understanding.

(3) Advanced *in situ* techniques are urgently needed to examine the eCO₂RR process for gaining more mechanistic insights. For instance, DFT calculations predict one ligand stripping to expose undercoordinated metal atoms as the active site but losing several ligands might not necessarily favour the eCO₂RR reaction for the Ag₁₅ cluster, and *in situ* techniques such as surface enhanced Raman scattering, infrared spectroscopy, high energy X-ray diffraction (XRD), extended X-ray absorption fine structure (EXAFS),¹⁰⁴ X-ray absorption near-edge structure (XANES),¹⁰⁴ small-angle neutron scattering (SANS)¹⁰⁵ *etc.* can provide some key structural information to confirm that. In addition, the *in situ* monitoring of the structural evolution of the catalyst during the eCO₂RR process may detect the metal-carbon cleavage, the adsorption configuration of CO₂ molecules on metal nanoclusters, the interaction between the cluster and the electrolyte, the real active site, the evolution of the key intermediates, and the formation process of the product more accurately.

In summary, with the advancement of synthetic methods, more molecular homoleptic alkynyl-protected metal nanoclusters with precise structures are anticipated to be discovered. The unique surface binding motifs and different physicochemical properties of the all-alkynyl-protected coinage metal nanoclusters can bring profound and valuable mechanistic insights of the eCO₂RR. We envision that increasing research efforts should be dedicated to this fundamentally interesting yet important field.

Conflicts of interest

There are no conflicts to declare.

Acknowledgements

Z. T. acknowledges the financial support from Natural Science Foundation of Guangdong Province (No. 2022A1515011840).

Notes and references

- L. Z. He and T. T. Dong, Progress in Controlling the Synthesis of Atomically Precise Silver Nanoclusters, *CrystEngComm*, 2021, **23**, 7369–7379.
- R. C. Jin, C. J. Zeng, M. Zhou and Y. X. Chen, Atomically Precise Colloidal Metal Nanoclusters and Nanoparticles: Fundamentals and Opportunities, *Chem. Rev.*, 2016, **116**, 10346–10413.
- I. Chakraborty and T. Pradeep, Atomically Precise Clusters of Noble Metals: Emerging Link between Atoms and Nanoparticles, *Chem. Rev.*, 2017, **117**, 8208–8271.
- T. Kawawaki, Y. Negishi and H. Kawasaki, Photo/Electrocatalysis and Photosensitization Using Metal Nanoclusters for Green Energy and Medical Applications, *Nanoscale Adv.*, 2020, **2**, 17–36.
- K. Kwak and D. Lee, Electrochemistry of Atomically Precise Metal Nanoclusters, *Acc. Chem. Res.*, 2019, **52**, 12–22.

- 6 Y. M. Wang, J. Cai, Q. Y. Wang, Y. Li, Z. Han, S. Li, C. H. Gong, S. Wang, S. Q. Zang and T. C. W. Mak, Electropolymerization of Metal Clusters Establishing a Versatile Platform for Enhanced Catalysis Performance, *Angew. Chem., Int. Ed.*, 2022, **61**, e202114538.
- 7 A. K. Deb, B. Biswas, R. Naidu and M. M. Rahman, Mechanistic Insights of Hexavalent Chromium Remediation by Halloysite-Supported Copper Nanoclusters, *J. Hazard. Mater.*, 2022, **421**, 126812.
- 8 V. Subramanian, S. Jena, D. Ghosh, M. Jash, A. Baksi, D. Ray and T. Pradeep, Dual Probe Sensors Using Atomically Precise Noble Metal Clusters, *ACS Omega*, 2017, **2**, 7576–7583.
- 9 B. J. Shi, L. Shang, W. Zhang, L. P. Jia, R. N. Ma, Q. W. Xue and H. S. Wang, Electrochemical Stripping Chemiluminescent Sensor Based on Copper Nanoclusters for Detection of Carcinoembryonic Antigen, *Sens. Actuators, B*, 2021, **344**, 130291.
- 10 C. Zhang, X. B. Gao, W. R. Chen, M. He, Y. Yu, G. B. Gao and T. L. Sun, Advances of Gold Nanoclusters for Bioimaging, *iScience*, 2022, **25**, 105022.
- 11 T. T. Jia, G. Yang, S. J. Mo, Z. Y. Wang, B. J. Li, W. Ma, Y. X. Guo, X. Chen, X. Zhao, J. Q. Liu and S. Q. Zang, Atomically Precise Gold-Levonorgestrel Nanocluster as a Radiosensitizer for Enhanced Cancer Therapy, *ACS Nano*, 2019, **13**, 8320–8328.
- 12 H. G. Zhu, N. W. Liu, Z. P. Wang, Q. Xue, Q. Wang, X. M. Wang, Y. Liu, Z. M. Yin and X. Yuan, Marrying Luminescent Au Nanoclusters to TiO₂ for Visible-Light-Driven Antibacterial Application, *Nanoscale*, 2021, **13**, 18996–19003.
- 13 N. W. Liu, Y. C. Wang, Z. P. Wang, Q. X. He, Y. Liu, X. Y. Dou, Z. M. Yin, Y. Li, H. G. Zhu and X. Yuan, Conjugating AIE-Featured AuAg Nanoclusters with Highly Luminescent Carbon Dots for Improved Visible-Light-Driven Antibacterial Activity, *Nanoscale*, 2022, **14**, 8183–8191.
- 14 W. J. Du, S. Jin, L. Xiong, M. Chen, J. Zhang, X. J. Zou, Y. Pei, S. X. Wang and M. Z. Zhu, Ag₅₀(Dppm)₆(SR)₃₀ and Its Homologue Au_xAg_{50-x}(Dppm)₆(SR)₃₀ Alloy Nanocluster: Seeded Growth, Structure Determination, and Differences in Properties, *J. Am. Chem. Soc.*, 2017, **139**, 1618–1624.
- 15 M. S. Bootharaju, H. Chang, G. C. Deng, S. Malola, W. Baek, H. Hakkinen, N. F. Zheng and T. Hyeon, Cd₁₂Ag₃₂(SePh)₃₆: Non-Noble Metal Doped Silver Nanoclusters, *J. Am. Chem. Soc.*, 2019, **141**, 8422–8425.
- 16 H. Hirai, S. Takano, T. Nakamura and T. Tsukuda, Understanding Doping Effects on Electronic Structures of Gold Superatoms: A Case Study of Diphosphine-Protected M@Au₁₂ (M = Au, Pt, Ir), *Inorg. Chem.*, 2020, **59**, 17889–17895.
- 17 S. Takano, H. Hirai, S. Muramatsu and T. Tsukuda, Hydride-Doped Gold Superatom (Au₉H)²⁺: Synthesis, Structure, and Transformation, *J. Am. Chem. Soc.*, 2018, **140**, 8380–8383.
- 18 S. L. Zhuang, L. W. Liao, M. B. Li, C. H. Yao, Y. Zhao, H. W. Dong, J. Li, H. T. Deng, L. L. Li and Z. K. Wu, The fcc Structure Isomerization in Gold Nanoclusters, *Nanoscale*, 2017, **9**, 14809–14813.
- 19 Q. Zhou, S. Kaappa, S. Malola, H. Lu, D. Guan, Y. J. Li, H. C. Wang, Z. X. Xie, Z. B. Ma, H. Hakkinen, N. F. Zheng, X. M. Yang and L. S. Zheng, Real-Space Imaging with Pattern Recognition of a Ligand-Protected Ag₃₇₄ Nanocluster at Sub-Molecular Resolution, *Nat. Commun.*, 2018, **9**, 2948.
- 20 Y. X. Du, H. T. Sheng, D. Astruc and M. Z. Zhu, Atomically Precise Noble Metal Nanoclusters as Efficient Catalysts: A Bridge between Structure and Properties, *Chem. Rev.*, 2020, **120**, 526–622.
- 21 Y. T. Cao, T. K. Chen, Q. F. Yao and J. P. Xie, Diversification of Metallic Molecules through Derivatization Chemistry of Au₂₅ Nanoclusters, *Acc. Chem. Res.*, 2021, **54**, 4142–4153.
- 22 L. S. Luo, Z. Y. Liu, X. S. Du and R. C. Jin, Near-Infrared Dual Emission from the Au₄₂(SR)₃₂ Nanocluster and Tailoring of Intersystem Crossing, *J. Am. Chem. Soc.*, 2022, **144**, 19243–19247.
- 23 M. S. Bootharaju, S. Lee, G. Deng, S. Malola, W. Baek, H. Hakkinen, N. Zheng and T. Hyeon, Ag₄₄(EBT)₂₆(TPP)₄ Nanoclusters with Tailored Molecular and Electronic Structure, *Angew. Chem., Int. Ed.*, 2021, **60**, 9038–9044.
- 24 X. Q. Liang, Y. Z. Li, Z. Wang, S. S. Zhang, Y. C. Liu, Z. Z. Cao, L. Feng, Z. Y. Gao, Q. W. Xue, C. H. Tung and D. Sun, Revealing the Chirality Origin and Homochirality Crystallization of Ag₁₄ Nanocluster at the Molecular Level, *Nat. Commun.*, 2021, **12**, 4966.
- 25 A. K. Das, S. Mukherjee, A. S. Nair, S. Bhandary, D. Chopra, D. Sanyal, B. Pathak and S. Mandal, Defects Engineering on Ceria and C–C Coupling Reactions Using [Au₁₁(PPh₃)₇I₃] Nanocluster: A Combined Experimental and Theoretical Study, *ACS Nano*, 2020, **14**, 16681–16688.
- 26 H. Shen, S. J. Xiang, Z. Xu, C. Liu, X. H. Li, C. F. Sun, S. C. Lin, B. K. Teo and N. F. Zheng, Superatomic Au₁₃ Clusters Ligated by Different N-Heterocyclic Carbenes and Their Ligand-Dependent Catalysis, Photoluminescence, and Proton Sensitivity, *Nano Res.*, 2020, **13**, 1908–1911.
- 27 M. R. Narouz, K. M. Osten, P. J. Unsworth, R. W. Y. Man, K. Salorinne, S. Takano, R. Tomihara, S. Kaappa, S. Malola, C. T. Dinh, J. D. Padmos, K. Ayoo, P. J. Garrett, M. Nambo, J. H. Horton, E. H. Sargent, H. Hakkinen, T. Tsukuda and C. M. Crudden, N-Heterocyclic Carbene-Functionalized Magic-Number Gold Nanoclusters, *Nat. Chem.*, 2019, **11**, 419–425.
- 28 S. F. Yuan, C. Q. Xu, W. D. Liu, J. X. Zhang, J. Li and Q. M. Wang, Rod-Shaped Silver Supercluster Unveiling Strong Electron Coupling between Substituent Icosahedral Units, *J. Am. Chem. Soc.*, 2021, **143**, 12261–12267.
- 29 S. F. Yuan, W. D. Liu, C. Y. Liu, Z. J. Guan and Q. M. Wang, Nitrogen Donor Protection for Atomically Precise Metal Nanoclusters, *Chem. – Eur. J.*, 2022, **28**, e202104445.
- 30 Z. J. Guan, F. Hu, J. J. Li, Z. R. Liu and Q. M. Wang, Homoleptic Alkynyl-Protected Gold Nanoclusters with Unusual Compositions and Structures, *Nanoscale*, 2020, **12**, 13346–13350.

- 31 W. D. Liu, J. Q. Wang, S. F. Yuan, X. Chen and Q. M. Wang, Chiral Superatomic Nanoclusters Ag₄₇ Induced by the Ligation of Amino Acids, *Angew. Chem., Int. Ed.*, 2021, **60**, 11430–11435.
- 32 F. Hu, J. J. Li, Z. J. Guan, S. F. Yuan and Q. M. Wang, Formation of an Alkynyl-Protected Ag₁₁₂ Silver Nanocluster as Promoted by Chloride Released In Situ from CH₂Cl₂, *Angew. Chem., Int. Ed.*, 2020, **59**, 5312–5315.
- 33 X. S. Ma, Y. Tang, G. Y. Ma, L. B. Qin and Z. H. Tang, Controllable Synthesis and Formation Mechanism Study of Homoleptic Alkynyl-Protected Au Nanoclusters: Recent Advances, Grand Challenges, and Great Opportunities, *Nanoscale*, 2021, **13**, 602–614.
- 34 Z. Lei, X. K. Wan, S. F. Yuan, Z. J. Guan and Q. M. Wang, Alkynyl Approach toward the Protection of Metal Nanoclusters, *Acc. Chem. Res.*, 2018, **51**, 2465–2474.
- 35 Z. Lei, X. K. Wan, S. F. Yuan, J. Q. Wang and Q. M. Wang, Alkynyl-Protected Gold and Gold-Silver Nanoclusters, *Dalton Trans.*, 2017, **46**, 3427–3434.
- 36 E. Wang, W. W. Xu, B. Zhu and Y. Gao, Understanding the Chemical Insights of Staple Motifs of Thiolate-Protected Gold Nanoclusters, *Small*, 2021, **17**, e2001836.
- 37 L. Y. Chen, F. Sun, Q. L. Shen, L. B. Qin, Y. G. Liu, L. Qiao, Q. Tang, L. K. Wang and Z. H. Tang, Homoleptic Alkynyl-Protected Ag₃₂ Nanocluster with Atomic Precision: Probing the Ligand effect toward CO₂ Electroreduction and 4-Nitrophenol Reduction, *Nano Res.*, 2022, **15**, 8908–8913.
- 38 J. J. Li, Z. J. Guan, Z. Lei, F. Hu and Q. M. Wang, Same Magic Number but Different Arrangement: Alkynyl-Protected Au₂₅ with D₃ symmetry, *Angew. Chem., Int. Ed.*, 2019, **58**, 1083–1087.
- 39 X. K. Wan, Z. J. Guan and Q. M. Wang, Homoleptic Alkynyl-Protected Gold Nanoclusters: Au₄₄(PhC≡C)₂₈ and Au₃₆(PhC≡C)₂₄, *Angew. Chem., Int. Ed.*, 2017, **56**, 11494–11497.
- 40 M. Sugiuchi, Y. Shichibu, T. Nakanishi, Y. Hasegawa and K. Konishi, Cluster-π Electronic Interaction in a Superatomic Au₁₃ Cluster Bearing σ-Bonded Acetylide Ligands, *Chem. Commun.*, 2015, **51**, 13519–13522.
- 41 X. S. Han, X. Luan, H. F. Su, J. J. Li, S. F. Yuan, Z. Lei, Y. Pei and Q. M. Wang, Structure Determination of Alkynyl-Protected Gold Nanocluster Au₂₂(^tBuC≡C)₁₈ and Its Thermochromic Luminescence, *Angew. Chem., Int. Ed.*, 2020, **59**, 2309–2312.
- 42 M. M. Zhang, X. Y. Dong, Z. Y. Wang, X. M. Luo, J. H. Huang, S. Q. Zang and T. C. Mak, Alkynyl-Stabilized Superatomic Silver Clusters Showing Circularly Polarized Luminescence, *J. Am. Chem. Soc.*, 2021, **143**, 6048–6053.
- 43 G. X. Duan, L. Tian, J. B. Wen, L. Y. Li, Y. P. Xie and X. Lu, An Atomically Precise All-Tert-Butylethyne-Protected Ag₅₁ Superatom Nanocluster with Color Tunability, *Nanoscale*, 2018, **10**, 18915–18919.
- 44 X. K. Wan, J. Q. Wang, Z. A. Nan and Q. M. Wang, Ligand Effects in Catalysis by Atomically Precise Gold Nanoclusters, *Sci. Adv.*, 2017, **3**, e1701823.
- 45 X. Li, S. Takano and T. Tsukuda, Ligand Effects on the Hydrogen Evolution Reaction Catalyzed by Au₁₃ and Pt@Au₁₂: Alkynyl vs Thiolate, *J. Phys. Chem. C*, 2021, **125**, 23226–23230.
- 46 Z. Lei, J. J. Li, X. K. Wan, W. H. Zhang and Q. M. Wang, Isolation and Total Structure Determination of an All-Alkynyl-Protected Gold Nanocluster Au₁₄₄, *Angew. Chem., Int. Ed.*, 2018, **57**, 8639–8643.
- 47 X. S. Ma, G. Y. Ma, L. B. Qin, G. X. Chen, S. W. Chen and Z. H. Tang, A Synchronous Nucleation and Passivation Strategy for Controllable Synthesis of Au₃₆(PA)₂₄: Unveiling the Formation Process and the Role of Au₂₂(PA)₁₈ Intermediate, *Sci. China: Chem.*, 2020, **63**, 1777–1784.
- 48 G. Y. Ma, Y. Tang, L. Y. Chen, L. B. Qin, Q. L. Shen, L. K. Wang and Z. H. Tang, A Homoleptic Alkynyl-Protected Au(I)₉-Ag(I)₉ Cluster: Structure Analysis, Optical Properties, and Catalytic Implications, *Eur. J. Inorg. Chem.*, 2022, e202200176.
- 49 K. Konishi, M. Iwasaki, M. Sugiuchi and Y. Shichibu, Ligand-Based Toolboxes for Tuning of the Optical Properties of Subnanometer Gold Clusters, *J. Phys. Chem. Lett.*, 2016, **7**, 4267–4274.
- 50 N. Kobayashi, Y. Kamei, Y. Shichibu and K. Konishi, Protonation-Induced Chromism of Pyridylethynyl-Appended [core + exo]-Type Au₈ Clusters. Resonance-Coupled Electronic Perturbation through π-Conjugated Group, *J. Am. Chem. Soc.*, 2013, **135**, 16078–16081.
- 51 S. Ito, S. Takano and T. Tsukuda, Alkynyl-Protected Au₂₂(C≡CR)₁₈ Clusters Featuring New Interfacial Motifs and R-Dependent Photoluminescence, *J. Phys. Chem. Lett.*, 2019, **10**, 6892–6896.
- 52 Z. J. Guan, F. Hu, J. J. Li, Z. R. Wen, Y. M. Lin and Q. M. Wang, Isomerization in Alkynyl-Protected Gold Nanoclusters, *J. Am. Chem. Soc.*, 2020, **142**, 2995–3001.
- 53 J. J. Li, Z. K. Liu, Z. J. Guan, X. S. Han, W. Q. Shi and Q. M. Wang, A 59-Electron Non-Magic-Number Gold Nanocluster Au₉₉(C≡CR)₄₀ Showing Unexpectedly High Stability, *J. Am. Chem. Soc.*, 2022, **144**, 690–694.
- 54 X. S. Ma, Z. H. Tang, L. B. Qin, J. Peng, L. G. Li and S. W. Chen, Unravelling the Formation Mechanism of Alkynyl Protected Gold Clusters: A Case Study of Phenylacetylene Stabilized Au₁₄₄ Molecules, *Nanoscale*, 2020, **12**, 2980–2986.
- 55 S. F. Yuan, P. Li, Q. Tang, X. K. Wan, Z. A. Nan, D. E. Jiang and Q. M. Wang, Alkynyl-Protected Silver Nanoclusters Featuring an Anticuboctahedral Kernel, *Nanoscale*, 2017, **9**, 11405–11409.
- 56 J. Q. Wang, S. Shi, R. L. He, S. F. Yuan, G. Y. Yang, G. J. Liang and Q. M. Wang, Total Structure Determination of the Largest Alkynyl-Protected fcc Gold Nanocluster Au₁₁₀ and the Study on Its Ultrafast Excited-State Dynamics, *J. Am. Chem. Soc.*, 2020, **142**, 18086–18092.
- 57 Y. Wang, X. K. Wan, L. T. Ren, H. F. Su, G. Li, S. Malola, S. C. Lin, Z. C. Tang, H. Hakkinen, B. K. Teo, Q. M. Wang and N. F. Zheng, Atomically Precise Alkynyl-Protected Metal Nanoclusters as a Model Catalyst: Observation of Promoting Effect of Surface Ligands on Catalysis by Metal Nanoparticles, *J. Am. Chem. Soc.*, 2016, **138**, 3278–3281.

- 58 M. Z. Zhu, E. Lanni, N. Garg, M. K. Bier and R. C. Jin, Kinetically Controlled, High-Yield Synthesis of Au₂₅ Clusters, *J. Am. Chem. Soc.*, 2008, **130**, 1138–1139.
- 59 X. Kang and M. Z. Zhu, Transformation of Atomically Precise Nanoclusters by Ligand-Exchange, *Chem. Mater.*, 2019, **31**, 9939–9969.
- 60 W. Suzuki, R. Takahata, Y. Chiga, S. Kikkawa, S. Yamazoe, Y. Mizuhata, N. Tokitoh and T. Teranishi, Control over Ligand-Exchange Positions of Thiolate-Protected Gold Nanoclusters Using Steric Repulsion of Protecting Ligands, *J. Am. Chem. Soc.*, 2022, **144**, 12310–12320.
- 61 Y. Zeng, S. Havenridge, M. Gharib, A. Baksi, K. L. D. M. Weerawardene, A. R. Ziefuss, C. Strelow, C. Rehbock, A. Mews, S. Barcikowski, M. M. Kappes, W. J. Parak, C. M. Aikens and I. Chakraborty, Impact of Ligands on Structural and Optical Properties of Ag₂₉ Nanoclusters, *J. Am. Chem. Soc.*, 2021, **143**, 9405–9414.
- 62 P. Maity, H. Tsunoyama, M. Yamauchi, S. Xie and T. Tsukuda, Organogold Clusters Protected by Phenylacetylene, *J. Am. Chem. Soc.*, 2011, **133**, 20123–20125.
- 63 S. Takano, S. Ito and T. Tsukuda, Efficient and Selective Conversion of Phosphine-Protected (MAu₈)²⁺ (M = Pd, Pt) Superatoms to Thiolate-Protected (MAu₁₂)⁶⁺ or Alkynyl-Protected (MAu₁₂)⁴⁺ Superatoms via Hydride Doping, *J. Am. Chem. Soc.*, 2019, **141**, 15994–16002.
- 64 C. A. Hosier, I. D. Anderson and C. J. Ackerson, Acetylido-for-Thiolate and Thiolate-for-Acetylido Exchange on Gold Nanoclusters, *Nanoscale*, 2020, **12**, 6239–6242.
- 65 Y. B. Ma, J. Wang, J. L. Yu, J. W. Zhou, X. C. Zhou, H. X. Li, Z. He, H. W. Long, Y. H. Wang, P. Y. Lu, J. W. Yin, H. Y. Sun, Z. C. Zhang and Z. X. Fan, Surface Modification of Metal Materials for High-Performance Electrocatalytic Carbon Dioxide Reduction, *Matter*, 2021, **4**, 888–926.
- 66 Z. Xin, J. Liu, X. Wang, K. Shen, Z. Yuan, Y. Chen and Y. Q. Lan, Implanting Polypyrrole in Metal-Porphyrin MOFs: Enhanced Electrocatalytic Performance for CO₂RR, *ACS Appl. Mater. Interfaces*, 2021, **13**, 54959–54966.
- 67 L. B. Qin, G. Y. Ma, L. K. Wang and Z. H. Tang, Atomically Precise Metal Nanoclusters for (Photo)Electroreduction of CO₂: Recent Advances, Challenges and Opportunities, *J. Energy Chem.*, 2021, **57**, 359–370.
- 68 Y. B. Ma, J. L. Yu, M. Z. Sun, B. Chen, X. C. Zhou, C. L. Ye, Z. Q. Guan, W. H. Guo, G. Wang, S. Y. Lu, D. S. Xia, Y. H. Wang, Z. He, L. Zheng, Q. B. Yun, L. Q. Wang, J. W. Zhou, P. Y. Lu, J. W. Yin, Y. F. Zhao, Z. B. Luo, L. Zhai, L. W. Liao, Z. L. Zhu, R. Q. Ye, Y. Chen, Y. Lu, S. B. Xi, B. L. Huang, C. S. Lee and Z. X. Fan, Confined Growth of Silver-Copper Janus Nanostructures with {100} Facets for Highly Selective Tandem Electrocatalytic Carbon Dioxide Reduction, *Adv. Mater.*, 2022, **34**, e2110607.
- 69 B. Xiong, J. Liu, Y. J. Yang, Y. C. Yang and Z. X. Hua, Effect Mechanism of NO on Electrocatalytic Reduction of CO₂ to CO over Pd@Cu Bimetal Catalysts, *Fuel*, 2022, **323**, 124339.
- 70 M. M. Ayyub and C. N. R. Rao, Designing Electrode Materials for the Electrochemical Reduction of Carbon Dioxide, *Mater. Horiz.*, 2021, **8**, 2420–2443.
- 71 X. Z. Lin, W. G. Ma, K. J. Sun, B. Sun, X. M. Fu, X. Q. Ren, C. Liu and J. H. Huang, [AuAg₂₆(SR)₁₈S][−] Nanocluster: Open Shell Structure and High Faradaic Efficiency in Electrochemical Reduction of CO₂ to CO, *J. Phys. Chem. Lett.*, 2021, **12**, 552–557.
- 72 W. Choi, H. Seong, V. Efremov, Y. Lee, S. Im, D. H. Lim, J. S. Yoo and D. Lee, Controlled Syngas Production by Electrocatalytic CO₂ Reduction on Formulated Au₂₅(SR)₁₈ and PtAu₂₄(SR)₁₈ Nanoclusters, *J. Chem. Phys.*, 2021, **155**, 014305.
- 73 Z. H. Gao, K. Wei, T. Wu, J. Dong, D. E. Jiang, S. Sun and L. S. Wang, A Heteroleptic Gold Hydride Nanocluster for Efficient and Selective Electrocatalytic Reduction of CO₂ to CO, *J. Am. Chem. Soc.*, 2022, **144**, 5258–5262.
- 74 V. K. Kulkarni, B. N. Khirak, S. Takano, S. Malola, E. L. Albright, T. I. Levchenko, M. D. Aloisio, C. T. Dinh, T. Tsukuda, H. Hakkinen and C. M. Crudden, N-Heterocyclic Carbene-Stabilized Hydrido Au₂₄ Nanoclusters: Synthesis, Structure, and Electrocatalytic Reduction of CO₂, *J. Am. Chem. Soc.*, 2022, **144**, 9000–9006.
- 75 J. Y. Xu, L. Xiong, X. Cai, S. S. Tang, A. C. Tang, X. Liu, Y. Pei and Y. Zhu, Evolution from Superatomic Au₂₄Ag₂₀ Monomers into Molecular-Like Au₄₃Ag₃₈ Dimeric Nanoclusters, *Chem. Sci.*, 2022, **13**, 2778–2782.
- 76 S. S. Tang, J. Y. Xu, X. Liu and Y. Zhu, Ag Doped Au₄₄ Nanoclusters for Electrocatalytic Conversion of CO₂ to CO, *Chem. – Eur. J.*, 2022, **28**, e202201262.
- 77 D. R. Kauffman, D. Alfonso, C. Matranga, H. F. Qian and R. C. Jin, Experimental and Computational Investigation of Au₂₅ Clusters and CO₂: A Unique Interaction and Enhanced Electrocatalytic Activity, *J. Am. Chem. Soc.*, 2012, **134**, 10237–10243.
- 78 S. Li, D. Alfonso, A. V. Nagarajan, S. D. House, J. C. Yang, D. R. Kauffman, G. Mpourmpakis and R. C. Jin, Monopalladium Substitution in Gold Nanoclusters Enhances CO₂ Electroreduction Activity and Selectivity, *ACS Catal.*, 2020, **10**, 12011–12016.
- 79 S. Zhao, N. Austin, M. Li, Y. B. Song, S. D. House, S. Bernhard, J. C. Yang, G. Mpourmpakis and R. C. Jin, Influence of Atomic-Level Morphology on Catalysis: The Case of Sphere and Rod-Like Gold Nanoclusters for CO₂ Electroreduction, *ACS Catal.*, 2018, **8**, 4996–5001.
- 80 D. R. Kauffman, D. Alfonso, C. Matranga, P. Ohodnicki, X. Y. Deng, R. C. Siva, C. J. Zeng and R. C. Jin, Probing Active Site Chemistry with Differently Charged Au₂₅^q Nanoclusters (q = −1, 0, +1), *Chem. Sci.*, 2014, **5**, 3151–3157.
- 81 H. Seong, V. Efremov, G. Park, H. Kim, J. S. Yoo and D. Lee, Atomically Precise Gold Nanoclusters as Model Catalysts for Identifying Active Sites for Electroreduction of CO₂, *Angew. Chem., Int. Ed.*, 2021, **60**, 14563–14570.
- 82 S. L. Zhuang, D. Chen, L. W. Liao, Y. Zhao, N. Xia, W. H. Zhang, C. M. Wang, J. Yang and Z. K. Wu, Hard-Sphere Random Close-Packed Au₄₇Cd₂(TBBT)₃₁ Nanoclusters with a Faradaic Efficiency of Up to 96% for Electrocatalytic CO₂ Reduction to CO, *Angew. Chem., Int. Ed.*, 2020, **59**, 3073–3077.

- 83 Y. N. Sun, X. Liu, K. Xiao, Y. Zhu and M. Y. Chen, Active-Site Tailoring of Gold Cluster Catalysts for Electrochemical CO₂ Reduction, *ACS Catal.*, 2021, **11**, 11551–11560.
- 84 N. Austin, S. Zhao, J. R. McKone, R. C. Jin and G. Mpourmpakis, Elucidating the Active Sites for CO₂ Electroreduction on Ligand-Protected Au₂₅ Nanoclusters, *Catal. Sci. Technol.*, 2018, **8**, 3795–3805.
- 85 X. K. Wan, J. Q. Wang and Q. M. Wang, Ligand-Protected Au₅₅ with a Novel Structure and Remarkable CO₂ Electroreduction Performance, *Angew. Chem., Int. Ed.*, 2021, **60**, 20748–20753.
- 86 S. F. Yuan, R. L. He, X. S. Han, J. Q. Wang, Z. J. Guan and Q. M. Wang, Robust Gold Nanocluster Protected with Amidinates for Electrocatalytic CO₂ Reduction, *Angew. Chem., Int. Ed.*, 2021, **60**, 14345–14349.
- 87 D. Yang, J. W. Wang, Q. J. Wang, Z. T. Yuan, Y. H. Dai, C. M. Zhou, X. Y. Wan, Q. C. Zhang and Y. H. Yang, Electrocatalytic CO₂ Reduction over Atomically Precise Metal Nanoclusters Protected by Organic Ligands, *ACS Nano*, 2022, **16**, 15681–15704.
- 88 S. Zhao, R. X. Jin and R. C. Jin, Opportunities and Challenges in CO₂ Reduction by Gold- and Silver-Based Electrocatalysts: From Bulk Metals to Nanoparticles and Atomically Precise Nanoclusters, *ACS Energy Lett.*, 2018, **3**, 452–462.
- 89 L. B. Qin, F. Sun, X. S. Ma, G. Y. Ma, Y. Tang, L. K. Wang, Q. Tang, R. C. Jin and Z. H. Tang, Homoleptic Alkynyl-Protected Ag₁₅ Nanocluster with Atomic Precision: Structural Analysis and Electrocatalytic Performance toward CO₂ Reduction, *Angew. Chem., Int. Ed.*, 2021, **60**, 26136–26141.
- 90 A. Ghosh, O. F. Mohammed and O. M. Bakr, Atomic-Level Doping of Metal Clusters, *Acc. Chem. Res.*, 2018, **51**, 3094–3103.
- 91 S. X. Wang, Q. Li, X. Kang and M. Z. Zhu, Customizing the Structure, Composition, and Properties of Alloy Nanoclusters by Metal Exchange, *Acc. Chem. Res.*, 2018, **51**, 2784–2792.
- 92 Z. B. Gan, N. Xia and Z. K. Wu, Discovery, Mechanism, and Application of Antigalvanic Reaction, *Acc. Chem. Res.*, 2018, **51**, 2774–2783.
- 93 Y. Wang, H. F. Su, L. T. Ren, S. Malola, S. C. Lin, B. K. Teo, H. Hakkinen and N. F. Zheng, Site Preference in Multimetallic Nanoclusters: Incorporation of Alkali Metal Ions or Copper Atoms into the Alkynyl-Protected Body-Centered Cubic Cluster [Au₇Ag₈(C≡C^tBu)₁₂], *Angew. Chem., Int. Ed.*, 2016, **55**, 15152–15156.
- 94 X. S. Ma, L. Xiong, L. B. Qin, Y. Tang, G. Y. Ma, Y. Pei and Z. H. Tang, A Homoleptic Alkynyl-Protected [Ag₉Cu₆(t-BuC≡C)₁₂]⁺ Superatom with Free Electrons: Synthesis, Structure Analysis, and Different Properties Compared with the Au₇Ag₈ Cluster in the M₁₅⁺ Series, *Chem. Sci.*, 2021, **12**, 12819–12826.
- 95 X. S. Ma, F. Sun, L. B. Qin, Y. G. Liu, X. W. Kang, L. K. Wang, D. E. Jiang, Q. Tang and Z. H. Tang, Electrochemical CO₂ Reduction Catalyzed by Atomically Precise Alkynyl-Protected Au₇Ag₈, Ag₉Cu₆, and Au₂Ag₈Cu₅ Nanoclusters: Probing the Effect of Multi-Metal Core on Selectivity, *Chem. Sci.*, 2022, **13**, 10149–10158.
- 96 S. Li, A. V. Nagarajan, Y. Li, D. R. Kauffman, G. Mpourmpakis and R. C. Jin, The Role of Ligands in Atomically Precise Nanocluster-Catalyzed CO₂ Electrochemical Reduction, *Nanoscale*, 2021, **13**, 2333–2337.
- 97 J. Wang, F. Xu, Z. Y. Wang, S. Q. Zang and T. C. W. Mak, Ligand-Shell Engineering of a Au₂₈ Nanocluster Boosts Electrocatalytic CO₂ Reduction, *Angew. Chem., Int. Ed.*, 2022, **61**, e202207492.
- 98 J. J. Li, Z. J. Guan, S. F. Yuan, F. Hu and Q. M. Wang, Enriching Structural Diversity of Alkynyl-Protected Gold Nanoclusters with Chlorides, *Angew. Chem., Int. Ed.*, 2021, **60**, 6699–6703.
- 99 M. Qu, H. Li, L. H. Xie, S. T. Yan, J. R. Li, J. H. Wang, C. Y. Wei, Y. W. Wu and X. M. Zhang, Bidentate Phosphine-Assisted Synthesis of an All-Alkynyl-Protected Ag₇₄ Nanocluster, *J. Am. Chem. Soc.*, 2017, **139**, 12346–12349.
- 100 B. L. Han, Z. Liu, L. Feng, Z. Wang, R. K. Gupta, C. M. Aikens, C. H. Tung and D. Sun, Polymorphism in Atomically Precise Cu₂₃ Nanocluster Incorporating Tetrahedral [Cu₄]⁰ Kernel, *J. Am. Chem. Soc.*, 2020, **142**, 5834–5841.
- 101 X. K. Wan, X. L. Cheng, Q. Tang, Y. Z. Han, G. Hu, D. E. Jiang and Q. M. Wang, Atomically Precise Bimetallic Au₁₉Cu₃₀ Nanocluster with an Icosidodecahedral Cu₃₀ Shell and an Alkynyl-Cu Interface, *J. Am. Chem. Soc.*, 2017, **139**, 9451–9454.
- 102 H. Shen and T. Mizuta, An Alkynyl-Stabilized Pt₅Ag₂₂ Cluster Featuring a Two-Dimensional Alkynyl-Platinum “Crucifix Motif”, *Chem. – Eur. J.*, 2017, **23**, 17885–17888.
- 103 Q. Tang, Y. J. Lee, D. Y. Li, W. J. Choi, C. W. Liu, D. Lee and D. E. Jiang, Lattice-Hydride Mechanism in Electrocatalytic CO₂ Reduction by Structurally Precise Copper-Hydride Nanoclusters, *J. Am. Chem. Soc.*, 2017, **139**, 9728–9736.
- 104 D. M. Chevrier, L. Raich, C. Rovira, A. Das, Z. T. Luo, Q. F. Yao, A. Chatt, J. P. Xie, R. C. Jin, J. Akola and P. Zhang, Molecular-Scale Ligand Effects in Small Gold-Thiolate Nanoclusters, *J. Am. Chem. Soc.*, 2018, **140**, 15430–15436.
- 105 X. D. Liu, H. Y. Yang, Y. X. Chen, Y. Yang, L. Porcar, A. Radulescu, S. Guldin, R. C. Jin, F. Stellacci and Z. Luo, Quantifying the Solution Structure of Metal Nanoclusters Using Small-Angle Neutron Scattering, *Angew. Chem., Int. Ed.*, 2022, **61**, e202209751.