



Cite this: *EES Catal.*, 2024,  
2, 997

# Operational strategies of pulsed electrolysis to enhance multi-carbon product formation in electrocatalytic CO<sub>2</sub> reduction†

Takashi Ito,<sup>a</sup> Jithu Raj,<sup>id</sup><sup>a</sup> Tianyu Zhang,<sup>a</sup> Soumyabrata Roy<sup>b</sup> and Jingjie Wu<sup>id</sup>\*<sup>a</sup>

The electrocatalytic reduction of CO<sub>2</sub> offers a promising avenue for converting anthropogenic CO<sub>2</sub> into valuable chemical and fuel feedstocks. Copper (Cu) catalysts have shown potential in this regard, yet challenges persist in achieving high selectivity for multi-carbon (C<sub>2+</sub>) products. Pulsed electrolysis, employing alternating anodic and cathodic potentials ( $E_a/E_c$ ) or two different cathodic potentials ( $E_{c1}/E_{c2}$ ), presents a promising approach to modulate activity and selectivity. In this study, we investigate the influence of catalyst morphology and operational strategies on C<sub>2+</sub> product formation using Cu nanoparticles (NPs) and CuO nanowires (NWs) in flow cells. In  $E_a/E_c$  mode, commercial Cu NPs show negligible promotion of C<sub>2+</sub> selectivity while CuO NWs demonstrate enhanced C<sub>2+</sub> selectivity attributed to facile oxidation/redox cycling and grain boundary formation. In contrast,  $E_{c1}/E_{c2}$  pulsed electrolysis promotes C<sub>2+</sub> yield across various catalyst morphologies by enhancing CO<sub>2</sub> accumulation, pH effect, and supplemental CO utilization. We further extend our investigation to membrane electrode assembly cells, highlighting the potential for scalability and commercialization. Our findings underscore the importance of catalyst morphology and operational strategies in optimizing C<sub>2+</sub> product formation pulsed electrolysis, laying the groundwork for future advancements in CO<sub>2</sub> electroreduction technologies.

Received 27th February 2024,  
Accepted 12th May 2024

DOI: 10.1039/d4ey00039k

[rsc.li/eescatalysis](https://rsc.li/eescatalysis)

## Broader context

The electrocatalytic reduction of CO<sub>2</sub> offers a potential platform for synthesizing valuable and energy-rich multicarbon products (C<sub>2+</sub>) such as ethylene, ethanol, acetic acid, and propanol. Cu remains the only metal capable of converting CO<sub>2</sub> to C<sub>2+</sub> compounds. Several strategies based on modifying the Cu composition and morphology as well as electrode and electrolyzer design are reported to enhance the C<sub>2+</sub> selectivity. However, compared to the aforementioned procedures which are much more involved and complicated, pulsed electrolysis provides a relatively easier and reproducible strategy for the production of high-energy-density hydrocarbons and oxygenates. In the present work, we have deciphered the factors that affect C<sub>2+</sub> selectivity in pulsed electrolysis in high current density operational conditions. We find that the increase in C<sub>2+</sub> selectivity with pulsed electrolysis involving two different cathodic potentials ( $E_{c1}/E_{c2}$ ) is invariant of catalyst morphologies and depends on enhanced CO<sub>2</sub> accumulation, pH effect, and supplemental CO utilization. Since the work is entirely carried out in gas-diffusion electrode-based flow cells and membrane-electrode assemblies, it can be relatively easily translated to commercial electrolyzers.

## Introduction

Electrocatalytic CO<sub>2</sub> reduction reaction (eCO<sub>2</sub>RR) has recently emerged as a key technology to convert anthropogenic CO<sub>2</sub> into high-value chemical and fuel feedstocks. Electroproduction of HCOO<sup>−</sup> and CO from eCO<sub>2</sub>RR has reached the standard

requirements for profitable commercial-scale operation.<sup>1,2</sup> However, achieving similar industrial-scale operational efficiency in the case of more reduced eCO<sub>2</sub>RR products remains a challenge. Copper (Cu) is a well-known catalyst so far capable of reducing CO<sub>2</sub> to the much sought-after energy-rich hydrocarbons and oxygenates at an appreciable rate with reasonable selectivity. However, the competing reaction pathways, particularly, the deep hydrogenation and the C–C coupling lower the selectivity towards the high-value multi-carbon (C<sub>2+</sub>) products, such as C<sub>2</sub>H<sub>4</sub>, C<sub>2</sub>H<sub>5</sub>OH, and 1-C<sub>3</sub>H<sub>7</sub>OH. Over thirteen products have been recorded over polycrystalline Cu, illustrating the intrinsic difficulty in obtaining a high selectivity of C<sub>2+</sub> products.<sup>3</sup> Systematic studies to improve the selectivity and

<sup>a</sup> Department of Chemical and Environmental Engineering, University of Cincinnati, Cincinnati, OH, 45221, USA. E-mail: [jingjie.wu@uc.edu](mailto:jingjie.wu@uc.edu)

<sup>b</sup> Department of Materials Science and NanoEngineering, Rice University, Houston, TX 77005, USA

† Electronic supplementary information (ESI) available. See DOI: <https://doi.org/10.1039/d4ey00039k>



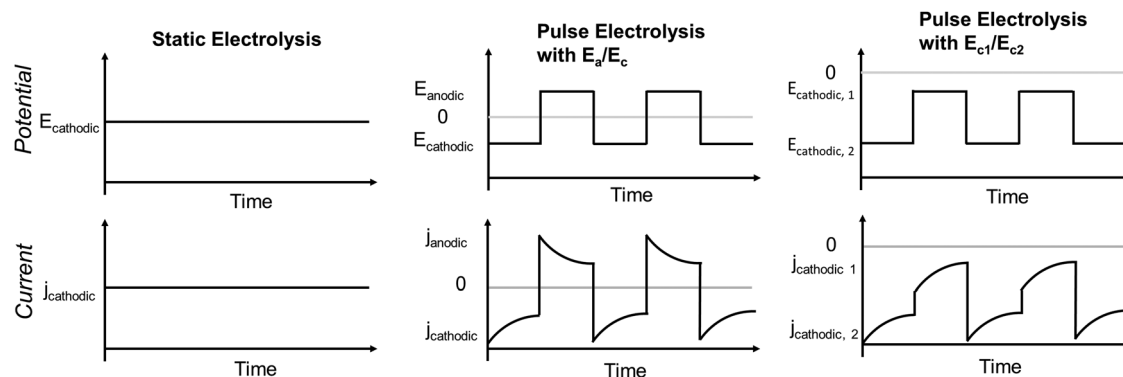


Fig. 1 Three different modes of electrolysis in eCO<sub>2</sub>RR.

current density of C<sub>2+</sub> compounds in Cu have been rapidly progressing over the past couple of years. Major focuses have included modified copper-based catalysts, engineered gas-diffusion and catalyst layer structures, and refined electrolyzer designs. Efforts in these directions have yielded significant enhancements in terms of faradaic efficiency (FE) and operational current density ( $j_{\text{total}}$ ) for C<sub>2+</sub> products.

The method of electrolysis has emerged as an effective and simple tool to regulate the C<sub>2+</sub> selectivity compared to the aforementioned strategies (Fig. 1). The three main modes of electrolysis are static electrolysis, pulsed electrolysis with alternating anodic and cathodic potentials ( $E_a/E_c$ ), and pulsed electrolysis with two different cathodic potentials ( $E_{c1}/E_{c2}$ ). Conventional static electrolysis often leads to issues such as chemical, mechanical, or thermal degradation due to continuous reduction of the catalyst, causing changes in structure, morphology, and active sites.<sup>4</sup> Instead, pulsed electrolysis with two or more potentials can achieve goals similar to catalyst and microenvironment modification, which requires complex syntheses or pre-treatments *via* restructuring and roughening catalysts, improving mass transport, and controlling interfacial pH.<sup>5,6</sup> Generally, one of the potentials considered is a cathodic potential ( $E_c$ ) and the other one is anodic ( $E_a$ ) or less negative compared to the first potential. The application of an anodic potential aims to tune the surface structure and oxidation state of copper catalysts. The nature of the copper catalyst during pulsed electrolysis with  $E_a/E_c$  was investigated using vacuum-transfer Auger electron spectroscopy.<sup>7</sup> This analysis revealed the existence of Cu<sup>+</sup>/Cu<sup>0</sup> motifs, which correlated with an enhancement in C<sub>2</sub>H<sub>5</sub>OH selectivity. Similarly, operando time-resolved XANES showed that stable Cu<sup>0</sup>-Cu<sup>1+</sup> motifs persist during  $E_a/E_c$  pulse with CuO<sub>x</sub> catalysts while Cu<sup>1+</sup> fraction substantially diminishes within 10 minutes of static electrolysis.<sup>8</sup> Further, DFT calculations suggested that OH groups at the Cu<sup>0</sup>-Cu<sup>1+</sup> boundary stabilize the carbonyl group of C<sub>2</sub> intermediate *via* electrostatic interaction accounting for the enhanced C<sub>2</sub>H<sub>5</sub>OH selectivity in  $E_a/E_c$  pulse mode.<sup>8</sup>  $E_a/E_c$  pulse electrolysis at an intermediate anodic potential (0.9 V *versus* RHE) on Cu<sub>2</sub>O nanocubes also demonstrated increased C<sub>2+</sub> and C<sub>2</sub>H<sub>5</sub>OH selectivity compared to static electrolysis and was attributed to highly defective interfaces and grain

boundaries.<sup>6</sup> The beforementioned results from pulsed electrolysis with  $E_a/E_c$  suggest that catalysts with pre-existing high concentration of defects (*e.g.*, grain boundaries, GBs) can further enhance the C<sub>2+</sub> selectivity since they have higher \*CO binding energy. In previous studies, the oxide-derived copper shows enhanced performance toward C<sub>2+</sub> products due to defects like GBs and vacancies in addition to predominated surface facets.<sup>9</sup> These defects exhibit stronger \*CO binding energies and stabilization of \*COCO intermediate, leading to enhanced formation of C<sub>2+</sub> products due to faster C-C coupling kinetics.<sup>10</sup>

The low energy efficiency associated with  $E_a/E_c$  pulsed electrolysis, because the application of periodic anodic pulse inherently consumes higher electrical input, which is not directly translated to reaction products. An alternative approach involving a sequence of cathodic potentials ( $E_{c1}/E_{c2}$ ) has been proposed. Previous studies have indicated that CO<sub>2</sub> accumulation and enhanced pH effect may influence the formation of C<sub>2+</sub> products under the pulsed electrolysis with  $E_{c1}/E_{c2}$  in an H-cell.<sup>11</sup> The simulated model of transient profiles for CO<sub>2</sub> concentration and pH have demonstrated that the pulsed electrolysis with  $E_{c1}/E_{c2}$  results in high CO<sub>2</sub> accumulation and high local pH in the local environment when the potential transforms to more negative one, facilitating the attainment of a higher C<sub>2+</sub> FE.<sup>11</sup> The suggested mechanism, based on the theoretical and experimental results for the pulsed electrolysis with  $E_{c1}/E_{c2}$ , indicates that higher CO<sub>2</sub> concentration produces more CO, and higher CO concentration gives higher \*CO surface coverage at a more cathodic potential.<sup>11</sup> Since the mechanism of the C<sub>2+</sub> product formation requires \*CO as a key intermediate, higher coverage of \*CO favors C<sub>2+</sub> products by accelerating the C-C coupling rate.<sup>12–14</sup>

In this work, we compared two configurations of pulsed electrolysis on the improvement of C<sub>2+</sub> products selectivity and found that the sequential  $E_{c1}/E_{c2}$  pulsed method is more universal across various Cu catalysts. Through systematic studies employing catalysts with versatile morphologies, we identified the factors that control C<sub>2+</sub> product enhancement in both  $E_a/E_c$  and  $E_{c1}/E_{c2}$  pulsed electrolysis. Pulsed electrolysis experiments were conducted in the flow cell and membrane electrode assembly (MEA) cell under high current densities, simulating



industrially relevant operational conditions. The first approach of pulsed electrolysis with a cycle of  $E_a/E_c$  aims to induce defects (e.g., GB) on Cu surfaces *via* reconstruction, thereby enhancing  $^*CO$  binding energy. However, the efficacy of this configuration strongly depends on the morphology of the Cu catalysts. For example, negligible enhancement in the FE of  $C_{2+}$  products was observed for commercial Cu nanoparticles (NPs) using pulsed electrolysis compared to static potential electrolysis. In contrast, Cu nanowires (NWs), which are more susceptible to restructuring, demonstrated improved performance with this method. The second approach of pulsed electrolysis, involving  $E_{c1}/E_{c2}$  pulse, aims at promoting the  $^*CO$  surface coverage. By applying a less-cathodic potential ( $E_{c1}$ ) that is selective for  $CO_2$  to  $CO$  reduction, supplemental  $CO$  was generated for subsequent reduction at a more-cathodic potential ( $E_{c2}$ ), leading to a higher  $C_{2+}$  yield. Importantly, the enhancement of  $C_{2+}$  yield observed for the second approach of pulsed electrolysis is morphology independent. Furthermore, the energy efficiency in  $E_{c1}/E_{c2}$  pulsed electrolysis is higher compared to  $E_a/E_c$  mode, as lower cathodic potentials were capable of  $CO_2$  reduction compared to anodic potentials.

## Results and discussion

### Effect of morphology on pulsed electrolysis with alternating cathodic/anodic potentials

Our experiment commenced with investigations involving Cu NPs and CuO NWs to determine the significance of catalyst

morphology in pulsed electrolysis with  $E_a/E_c$  within a flow cell. Cu NPs have a diameter range of 50–100 nm, while CuO NWs are in the form of wires with approximately 20 nm diameter (Fig. S1, ESI†). To investigate the effect of oxidation reactions at  $E_a$  on pulsed electrolysis, the duration for each potential and the magnitude of  $E_c$  need to be defined. The duration for each potential ( $t_a$  for anodic potential and  $t_c$  for cathodic potential) was set at 1.0 second, a selection based on previous studies indicating that performance remains unchanged beyond this duration compared to 1.0 second,<sup>15</sup> and that the oxidation was observed at this timeframe.<sup>6,15</sup> The  $E_c$  remained constant to evaluate the influence of oxidation reactions at various anodic potentials on Cu catalysts. The  $E_c$  was determined by the outcomes of static electrolysis. Specifically, we chose an  $E_c$  of  $-1.5$  V (vs. RHE, thereafter), without iR compensation, because the FE and current density of  $C_{2+}$  products, including  $C_2H_4$  and  $C_2H_5OH$ , were maximized at this potential (Fig. S2, ESI†).

To examine the trends in FE and current density for each product across varying anodic potentials, we selected anodic potentials ranging from 0.5 to 1.3 V. This range was determined based on insights gleaned from cyclic voltammograms and X-ray absorption spectroscopy (XAS) data in prior research, indicating that the oxidation of Cu catalysts typically occurs at potentials exceeding 0.6 V.<sup>4,6,16</sup> Fig. 2 illustrates the FEs and current densities of the  $eCO_2RR$  products over Cu NP gas diffusion electrodes (GDEs) under  $E_a/E_c$  pulsed electrolysis, alongside benchmark static results for performance comparison. Under static conditions, the FE toward  $C_{2+}$  products reached 85.7% and a total current density of  $293.3$  mA cm<sup>-2</sup>

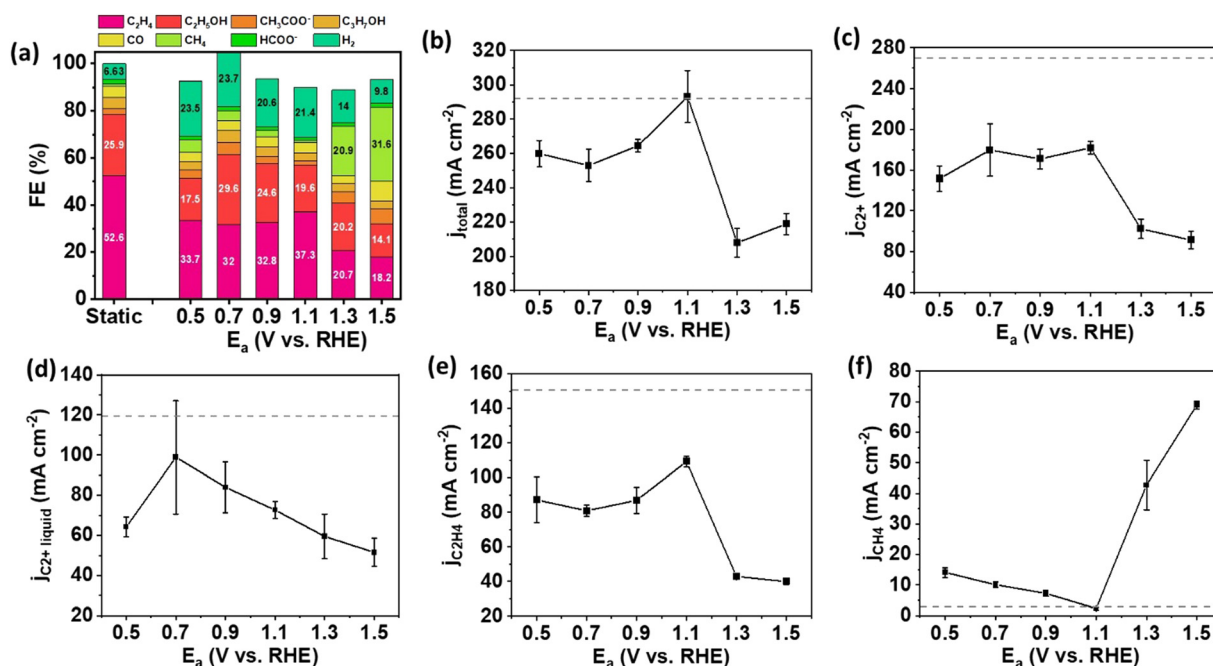


Fig. 2 Performance of Cu NP GDEs in the flow cell with pulsed electrolysis of  $E_c = -1.5$  V/ $E_a = 0.5$ – $1.5$  V and duration  $t_a = t_c = 1.0$  second. (a) Product distribution of pulsed electrolysis at different anodic potentials with a comparison to static electrolysis at  $E = -1.5$  V, (b) total current density, (c) partial current density for  $C_{2+}$  products, (d) partial current density for liquid  $C_{2+}$  products ( $C_2H_5OH$ ,  $C_3H_7OH$ , and  $CH_3COO^-$ ), (e) partial current density for  $C_2H_4$ , (f) partial current density for  $CH_4$ , as a function of anodic potential. The gray dot lines show the static electrolysis results at  $E = -1.5$  V. The error bar represents the standard deviation of performance for at least three independent electrodes.

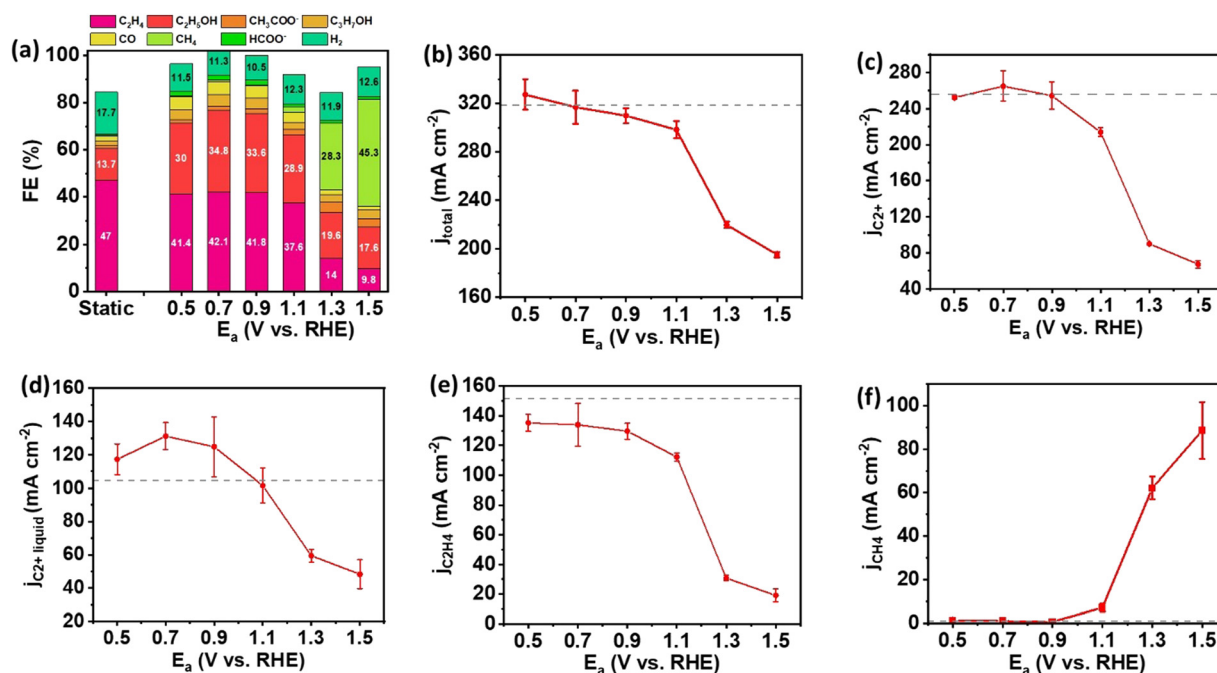


at a potential of  $-1.5$  V, consistent with previous findings.<sup>12</sup> However, upon implementing pulsed electrolysis on Cu NPs, both the selectivity and partial current density for  $C_{2+}$  products decreased across all anodic potentials ranging from  $0.5$  to  $1.5$  V compared to static electrolysis. For pulsed electrolysis, the highest FE for  $C_{2+}$  products was only  $71.5\%$ , achieved at  $E_a = 0.7$  V, with a corresponding total current density of  $180.3 \text{ mA cm}^{-2}$  (Fig. 2(a) and (b)). Moreover, the partial current densities of  $C_{2+}$  products,  $C_{2+}$  liquid products, and main  $C_2$  gas product ( $C_2H_4$ ) exhibited poorer performance during pulsed electrolysis than static electrolysis on Cu NPs (Fig. 2(c)–(e)). At anodic potentials of  $1.3$  V and beyond, the  $CH_4$  formation predominates over  $C_{2+}$  products on Cu NP. At  $E_a = 1.3$  V, the FE of  $CH_4$  was  $20.9\%$  at a partial current density of  $42.7 \text{ mA cm}^{-2}$  (Fig. 2(a) and (f)). As a comparison, the FE of  $CH_4$  was only  $\sim 1\%$  and partial current density was  $3.0 \text{ mA cm}^{-2}$  under static electrolysis. The activity and selectivity to  $CH_4$  were significantly enhanced compared to static electrolysis. The mechanism underlying this phenomenon involves the reaction of  $OH^-$  species with Cu to form  $Cu_xO$  at anodic potentials. The  $OH^-$  species is quickly consumed near the catalyst surface upon cycling to the more anodic potential (e.g.,  $\geq 1.3$  V), leading to a pronounced shift in local pH to lower values.<sup>6</sup> This weak acidic condition near the catalyst surface prefers the formation of  $CH_4$  rather than  $C_{2+}$  products.<sup>17–19</sup> Thus, the formation of  $CH_4$  is enhanced at anodic potentials of  $1.3$  V and higher.

To further explore the impact of pulsed electrolysis using various anodic potentials, we employed CuO NWs, which

represent a distinct catalyst morphology compared to Cu NPs, for  $eCO_2RR$  following the same experimental protocol. The  $E_c$  for CuO NW was still set at  $-1.5$  V as the static electrolysis revealed that the highest FEs and partial current densities for  $C_{2+}$  and  $C_2H_4$  were achieved at this potential (Fig. S3, ESI†). Under static electrolysis conditions, CuO NW achieved an FE of  $63.7\%$  for  $C_{2+}$  products, with a corresponding total current density of  $320 \text{ mA cm}^{-2}$  (Fig. 3(a) and (b)). The selectivity to  $C_{2+}$  products for pulsed electrolysis was improved compared to static electrolysis until  $E_a$  increased to  $1.1$  V. The major contribution to the enhancement of  $C_{2+}$  product selectivity comes from the increase of FE of  $C_{2+}$  liquid products, in which  $C_2H_5OH$  predominates (Fig. 3(a)). In contrast, the selectivity to the major  $C_{2+}$  hydrocarbon,  $C_2H_4$ , declined monotonically as the  $E_a$  increased. The maximum activity and selectivity to  $C_{2+}$  products were observed at  $E_a = 0.7$  V under the pulsed electrolysis. At  $E_a = 0.7$  V, the partial current density of  $C_{2+}$  products was  $264.7 \text{ mA cm}^{-2}$  comparable to that of static electrolysis, while the FE of  $C_{2+}$  products increased from  $63.7\%$  to  $83.5\%$ . Similar to the results observed with Cu NPs, compared to static electrolysis, a significant increase in FE and partial current density for  $CH_4$  was detected on CuO NWs under pulsed electrolysis with  $E_a = 1.3$  V and higher (Fig. 3(a) and (f)), attributed to the shift in pH towards a weak acidic environment.

Compared to Cu NPs, reduced CuO NWs exhibit a higher propensity for reconstruction during pulsed electrolysis with alternating  $E_a/E_c$ .<sup>20</sup> This cyclic process involves the oxidation of



**Fig. 3** Performance of CuO NW GDEs in the flow cell with pulsed electrolysis of  $E_c = -1.5$  V/ $E_a = 0.5-1.5$  V, and duration  $t_a = t_c = 1.0$  second. (a) Product distribution of pulsed electrolysis at different anodic potentials with a comparison to static electrolysis, (b) total current density, (c) partial current density for  $C_{2+}$  products, (d) partial current density for liquid  $C_{2+}$  products ( $C_2H_5OH$ ,  $C_3H_7OH$ , and  $CH_3COO^-$ ), (e) partial current density for  $C_2H_4$ , (f) partial current density for  $CH_4$ , as a function of anodic potential. The gray dot lines show the static electrolysis results at  $E = -1.5$  V. The error bar represents the standard deviation of performance for at least three independent electrodes.





Cu to Cu<sub>x</sub>O followed by rapid reduction back to Cu, facilitating the formation of GBs. TEM imaging of CuO NWs shows a significant increase in GBs after reaction (Fig. S4, ESI†). The presence of low coordinated sites across GB form Cu<sup>0</sup>/Cu<sup>1+</sup> interface,<sup>21</sup> leading to the enhanced selectivity towards C<sub>2</sub>H<sub>5</sub>OH during pulsed electrolysis, as anticipated based on previous research.<sup>15,22–24</sup> The contrast of the C<sub>2+</sub> performance between Cu NPs and CuO NWs underscores the critical role of catalyst morphology and structure in governing product selectivity during pulsed electrolysis with  $E_a/E_c$ .

### Enhancing \*CO surface coverage by pulsed electrolysis with alternating $E_{c1}/E_{c2}$

Next, we aim to investigate pulsed electrolysis with two different cathodic potentials in the flow cell. As opposed to alternating  $E_a/E_c$  which is catalyst dependent and necessitates GB rich Cu surfaces, successive  $E_{c1}/E_{c2}$  benefits from changes in local pH and CO<sub>2</sub> concentration.<sup>11</sup> Besides the magnitude for each cathodic potential, the duration of each potential affects the selectivity and current density of each product.<sup>11,25,26</sup> The evaluation of duration has been done with H-cell or similar cell configurations experimentally and theoretically. However, the pulsed electrolysis with alternating  $E_{c1}/E_{c2}$  was not performed in the flow cell. In addition to the influence of the local microenvironment, the flow cell takes another advantage by supplemental CO utilization. The combination of CO-generation potential and C<sub>2+</sub>-generation potential results in improved CO concentration and enhanced \*CO surface coverage on the catalyst. It's worth noting that different parameters need to be considered for different cell configurations. The minimum duration is determined by the time constant of double layer charging. The non-faradaic electrochemical process due to double layer charging occurs during the switch of potentials. The reported RC time constant for the double layer charging is approximately 6–30 milliseconds.<sup>25–27</sup> The RC time constant for our flow cell was measured and calculated based on its capacitance and resistance, and it was up to 9 milliseconds (Note S1 in ESI†). Thus, only non-faradaic processes occur if the duration is too short (less than 9 milliseconds). In other words, the duration must be longer than 9 milliseconds to observe the reduction reactions. On the other hand, the maximum duration is determined by the CO<sub>2</sub> residence time in the flow cell. The H-cell utilizes dissolved CO<sub>2</sub> in the aqueous solution, and the concentration of CO<sub>2</sub> in bulk solution does not change during the process due to the continuous CO<sub>2</sub> supply. Since the performance is mainly based on the concentration of CO<sub>2</sub> in the aqueous solution and gas-phase CO<sub>2</sub> does not participate in the reactions, there is no upper duration limit for the H-cell. However, the flow cell demands utilizing the CO<sub>2</sub> and the derived intermediates (e.g., CO) on-line. In the flow cell, the residence time of CO<sub>2</sub> can be calculated according to the flow channel volume and flow rate of CO<sub>2</sub>. The residence time of CO<sub>2</sub> to pass through the flow channel is within 3 seconds according to our flow cell configuration and CO<sub>2</sub> flow rate (Note S1 in ESI†). Therefore, the shortest duration is 9 milliseconds due to double layer charging and the longest duration is 3

seconds due to the CO<sub>2</sub> residence time. A longer duration of the more cathodic potential ( $E_{c2}$ ) was reported to provide slightly higher current density.<sup>11</sup> However, the focus for pulsed electrolysis is better performance with less energy consumption. Thus, the equal duration was selected for two cathodic potentials to determine clear trends for overall performance in this study. The duration was selected between 0.15 seconds and 1 second.

To determine the optimal duration for the flow cell, the suitable potentials for less negative cathodic ( $E_{c1}$ ) and more negative cathodic ( $E_{c2}$ ) potentials were selected. The  $E_{c1}$  was selected based on the formation of CO. CO utilization in the flow cell has unique advantages compared to the H-cell, when CO is produced upstream and carried through the flow channel. Thus, local CO concentration is increased to enhance C–C coupling kinetics downstream of the electrode. The highest CO formation rate was observed at –1.2 V under the static electrolysis over Cu NPs GDEs (Fig. S2, ESI†). Differently, the  $E_{c2}$  was selected based on the selectivity of C<sub>2+</sub> products. The trend of static electrolysis shows that the highest FE of C<sub>2+</sub> occurred at –1.5 V (Fig. S2, ESI†). Therefore,  $E_{c1}$  was –1.2 V for the highest CO formation rate, while  $E_{c2}$  was –1.5 V for the highest FE of C<sub>2+</sub>. The best duration among the selected conditions was determined as 0.30 seconds/0.30 seconds for  $E_{c1}/E_{c2}$  because the FE of C<sub>2+</sub> products reached the highest (Fig. S5, ESI†). Although the current density of C<sub>2+</sub> was slightly higher at the duration of 0.15 seconds, our EnergyLab XM potentiostat system reported errors frequently with a shorter duration than 0.3 seconds. Since the result with a duration of 0.15 seconds was similar to the result with 0.3 seconds, the duration of 0.3 seconds for each potential was selected to obtain the valid result and ensure the system was safe during operations.

The effect of potential pair ( $E_{c1}/E_{c2}$ ) on C<sub>2+</sub> yield was investigated with the 0.30 seconds duration. The result of pulsed electrolysis was compared to the static electrolysis at a time-average potential to assess performance based on the identical voltage efficiency (defined as the standard reduction potential divided by the applied cathodic potential) (Fig. 4). The FE of C<sub>2+</sub> products was slightly higher in pulsed electrolysis than in static electrolysis. At  $E_{c1}/E_{c2} = -1.2/-1.5$  V, a FE of 87.2% was achieved for C<sub>2+</sub> products, compared to 84.2% for static electrolysis (Fig. 4(a)). This enhancement in C<sub>2+</sub> selectivity primarily resulted from an increase in the FE of C<sub>2</sub>H<sub>4</sub>. However, pulsed electrolysis led to an increase in the FE of C<sub>2</sub>H<sub>4</sub> at the expense of the FE of C<sub>2</sub>H<sub>5</sub>OH. This is in accordance with previous findings that increased CO coverage promotes C<sub>2</sub>H<sub>4</sub> selectivity up to a limit before shifting to oxygenates at a much higher CO concentration.<sup>28</sup> The dominance of C<sub>2</sub>H<sub>4</sub> selectivity with increased \*CO coverage is also observed in tandem electrodes by our group.<sup>29</sup> In contrast to the minor increase in FE of C<sub>2+</sub> products, total current density significantly increased, resulting from a significant enhancement of partial current density of C<sub>2+</sub> products and C<sub>2</sub>H<sub>4</sub> (Fig. 4(b)–(d)). For example, the partial current density of C<sub>2+</sub> products increased from 206 mA cm<sup>–2</sup> during static electrolysis at –1.35 V to 297 mA cm<sup>–2</sup> during pulsed electrolysis with  $E_{c1}/E_{c2}$  of –1.2 V/–1.5 V, and further to 356 mA cm<sup>–2</sup> with  $E_{c1}/E_{c2}$  of –1.0 V/–1.7 V (Fig. 4(c)).



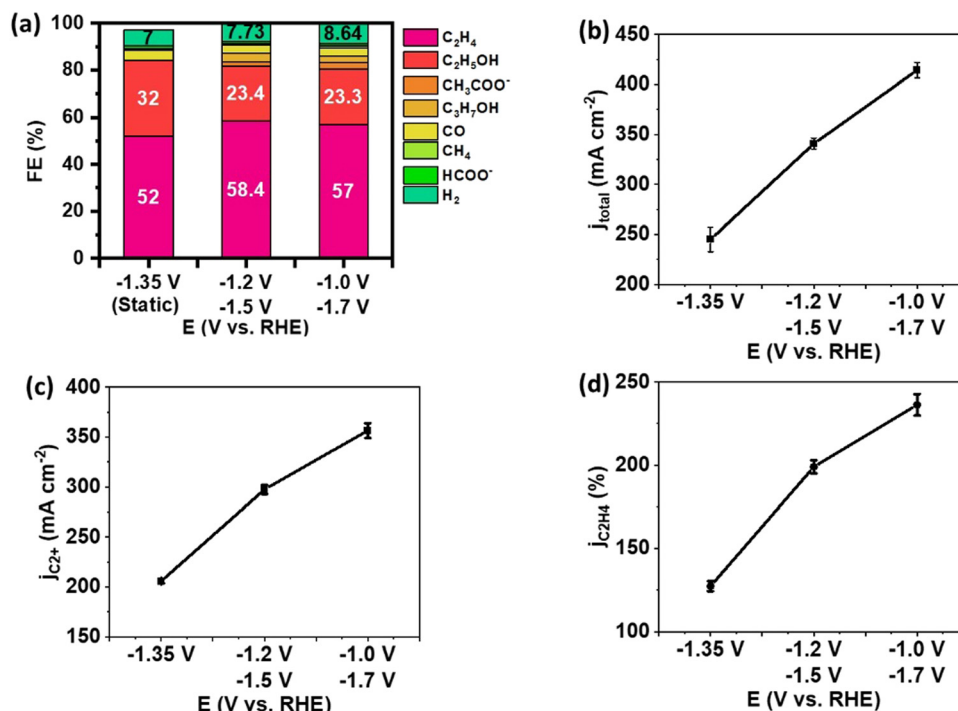


Fig. 4 Performance of Cu NP GDEs in the flow cell under pulsed electrolysis with  $E_{c1}/E_{c2}$  of  $-1.2\text{ V}/-1.5\text{ V}$  and  $-1.0\text{ V}/-1.7\text{ V}$  with a comparison to static electrolysis at an average potential of  $-1.35\text{ V}$ . (a) Product distribution, (b) total current density for all products, (c) partial current density for  $C_{2+}$  products, (d) partial current density for  $C_2H_4$ . The error bar represents the standard deviation of performance for at least three independent electrodes.

The  $CO_2$  accumulation and pH effect resulted from pulsed electrolysis are transferable from an H-cell configuration to a flow cell.<sup>5</sup> The pH effect and  $CO_2$  accumulation are strongly related to each other. The  $E_{c1}$  of pulsed electrolysis has less current density, and the  $OH^-$  concentration is lower and the  $CO_2$  utilization is less than the one at  $E_{c2}$ . Thus, the  $CO_2$  accumulation occurs because of the difference in  $CO_2$  utilization between each cathodic potential. The increase of  $CO_2$  concentration at  $E_{c2}$  leads to a higher rate of  $CO_2$  reduction reactions, and it leads to the increase of  $*CO$  formation correspondingly. On the other hand, the  $CO$  formed at  $E_{c1}$  also accumulates at  $E_{c2}$  upon potential switching. Therefore, the adsorbed  $*CO$  surface coverage on the catalyst surface increases, favoring C-C coupling toward the formation of  $C_{2+}$  products. Due to the enhanced

concentration of adsorbed  $*CO$  on the Cu surface, pulsed electrolysis exhibited a significant increase of partial current density of  $C_{2+}$  products compared to static electrolysis at the same average potential.  $CO$  utilization is an advantage of using a flow cell configuration. The lower FE of  $CO$  was observed during pulsed electrolysis compared to static electrolysis (Fig. S6, ESI†). This result indicates that the consumption rate of  $CO$  under the pulsed electrolysis is higher than under the static electrolysis with a time-average potential. Thus, this outcome suggests the utilization of supplementary  $CO$  from  $E_{c1}$  can facilitate C-C coupling rate at the subsequent  $E_{c2}$  in the flow cell, a similar mechanism to that in the tandem electrode design.<sup>29–31</sup>

The facilitated C-C coupling rate was also observed on CuO NW following the same pulsed electrolysis procedure with

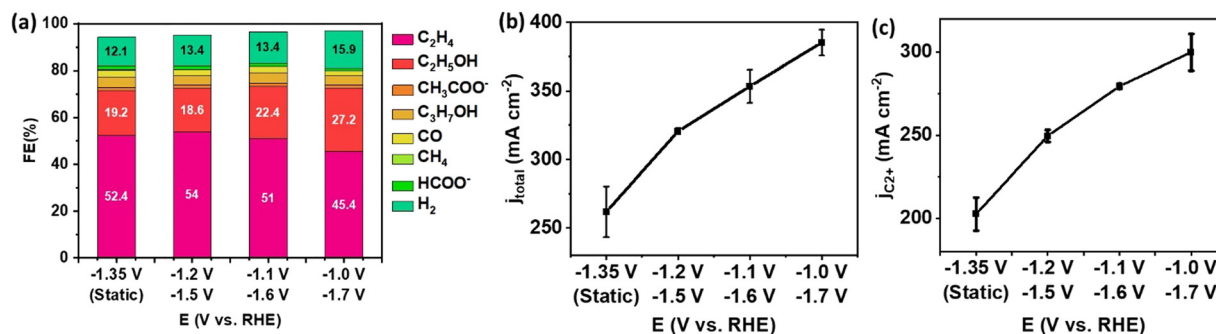


Fig. 5 Performance of CuO NW GDEs in the flow cell under pulsed electrolysis with the potential setup of  $-1.2\text{ V}/-1.5\text{ V}$ ,  $-1.1\text{ V}/-1.6\text{ V}$  and  $-1.0\text{ V}/-1.7\text{ V}$  and comparison to static electrolysis at an average potential of  $-1.35\text{ V}$ . (a) Product distribution, (b) total current density for all products, (c) partial current density for  $C_{2+}$  products. The error bar represents the standard deviation of performance for at least three independent electrodes.



alternating  $E_{c1}/E_{c2}$  (Fig. 5). The increase in FE of  $C_{2+}$  products was trivial. However, the total current density increased monotonically as  $E_{c2}$  became more negative. Likewise, the partial current density of  $C_{2+}$  products was promoted from  $203 \text{ mA cm}^{-2}$  during static electrolysis at  $-1.35 \text{ V}$  to  $299.9 \text{ mA cm}^{-2}$  during pulsed electrolysis at  $-1.0 \text{ V}/-1.7 \text{ V}$ . Pulsed electrolysis with  $E_{c1}/E_{c2}$  can universally apply to all morphologies of Cu-based catalysts, leading to promoted  $C_{2+}$  yield at the same voltage efficiency.

### Implementation of pulsed electrolysis with $E_{c1}/E_{c2}$ in the MEA cell

To improve energy efficiency *via* lowering the applied cell voltage, the pulsed electrolysis with  $E_{c1}/E_{c2}$  extends to an MEA cell. Similar to the flow cell configuration, the enhancement of CO formation and \*CO surface coverage is the strategy to achieve in an MEA cell with pulsed electrolysis. The duration of 0.3 seconds for each potential was optimal to achieve the highest FE and partial current density of  $C_{2+}$  products and  $C_2H_4$  over Cu NP GDEs (Fig. S8, ESI†). Since the flow channel volume and the flow rate of  $CO_2$  are the same as the flow cell configuration, the duration of 0.3 seconds is acceptable for the residence time to utilize CO. The pulsed electrolysis was performed at various  $E_{c2}$  near by 2.5 V since the highest FE for  $C_{2+}$  products was observed at a cell voltage of 2.5 V during static electrolysis (Fig. S7, ESI†).

All three setups of pulsed electrolysis ( $E_{c1}/E_{c2} = 2.3 \text{ V}/2.5 \text{ V}$ ,  $2.2 \text{ V}/2.6 \text{ V}$  and  $2.1 \text{ V}/2.7 \text{ V}$ ) showed improvement in FE and partial current density of  $C_{2+}$  compared to static electrolysis at the time-average cell voltage of 2.4 V (Fig. 6). The FE (76.9%) and partial current density ( $124.4 \text{ mA cm}^{-2}$ ) of  $C_{2+}$  product achieved

the highest at cell voltages  $E_{c1}/E_{c2} = 2.1 \text{ V}/2.7 \text{ V}$  among three setups. As a control, the FE and current density of  $C_{2+}$  products were 61.5% and  $81.5 \text{ mA cm}^{-2}$  at the time-average cell voltage of 2.4 V. The time-dependent voltage efficiency of pulsed electrolysis is the same as static electrolysis. However, the FE for  $C_{2+}$  products was enhanced by 20%, and the partial current density for  $C_{2+}$  products was increased by 56% during pulsed electrolysis compared to static electrolysis. The combined factors of enhanced pH,  $CO_2$  accumulation, and increased CO utilization contribute to enhanced C–C coupling rate (Fig. S9, ESI†).

Finally, pulsed electrolysis in  $E_{c1}/E_{c2}$  mode was also carried out with CuO NW in an MEA cell to conclude its universality. Static electrolysis showed HER is significant at voltages  $> 2.4 \text{ V}$  due to defects in NW (Fig. S10, ESI†). Hence low voltages (2.2 V and 2.3 V) were chosen as the base for pulse electrolysis in  $E_{c1}/E_{c2}$  mode. Pulse electrolysis at  $E_{c1}/E_{c2} = 2.1 \text{ V}/2.3 \text{ V}$  showed a moderate  $C_2H_4$  selectivity of 31.3%, which was a reasonable increment compared to static electrolysis at 2.2 V considering operation at lower current density compared to Cu NP. However,  $j_{C_2H_4}$  increases by almost 1.5 times (Fig. S11, ESI†). Larger  $E_{c2}$  resulted in a decrease of FE of  $C_2H_4$  due to increased HER. A similar trend was obtained in experiments with 2.3 V as the base where  $E_{c1}/E_{c2} = 2.2 \text{ V}/2.4 \text{ V}$  showed the best FE of  $C_2H_4$  and the most increment of  $j_{C_2H_4}$  (Fig. S12, ESI†).

## Conclusion

In conclusion, we have determined that the causes of enhancement of  $C_{2+}$  activity and selectivity in pulsed electrolysis are

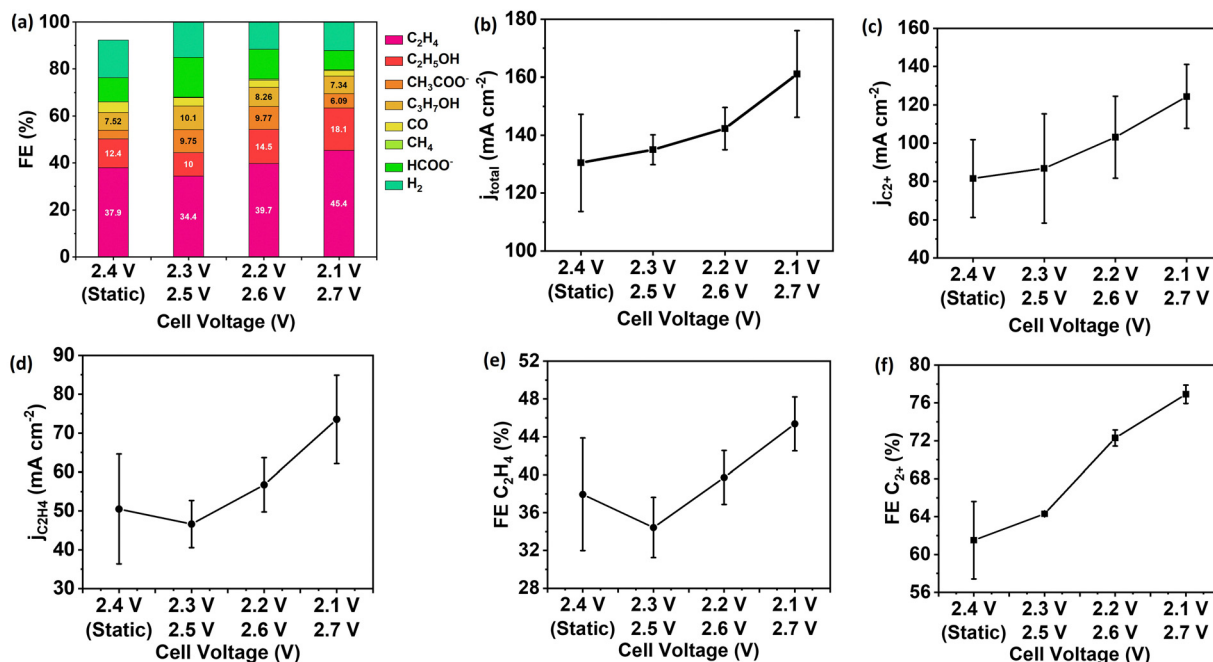


Fig. 6 Performance of pulsed electrolysis for Cu NP GDEs in the MEA cell with alternating cell voltage of 2.3 V/2.5 V, 2.2 V/2.6 V and 2.1 V/2.7 V and  $t_{c1} = t_{c2} = 0.3$  seconds, and comparison to static electrolysis at an time-average cell potential of 2.4 V. (a) Product distribution, (b) total current density for all products, (c) partial current density for  $C_{2+}$  products, (d) partial current density of  $C_2H_4$ , (e) FE of  $C_{2+}$  products, (f) FE of  $C_2H_4$ . The error bar represents the standard deviation of performance for at least three independent electrodes.



sensitive to the mode of operation under high current density operation conditions. In  $E_a/E_c$  mode, commercial Cu NPs show no apparent promotion of  $C_{2+}$  selectivity which is contravening to the results obtained from H-cell operations. However, CuO NWs showed increased  $C_{2+}$  selectivity in the same mode with enhancement in FE of  $C_2H_5OH$  compared to static electrolysis. That is attributed to the fact that CuO NWs easily generate GBs while undergoing facile oxidation/redox cycling during  $E_a/E_c$  as opposed to Cu NPs. GB rich surface provides ample defects and  $Cu^0/Cu^I$  interfaces which possess enhanced CO binding energy and faster C–C coupling kinetics which can account for higher  $C_{2+}$  and  $C_2H_5OH$  selectivity. Hence, multicarbon product formation in  $E_a/E_c$  method is strongly dependent on catalyst morphology. In contrast, the  $E_{c1}/E_{c2}$  method was found to enhance  $C_{2+}$  yield in both Cu NPs and CuO NWs and hence is invariant to catalyst morphology. The  $E_{c1}$  is not sufficient to cause catalyst surface oxidation even in CuO NWs.  $E_{c1}/E_{c2}$  pulsed electrolysis provides enhancement in  $C_{2+}$  and  $C_2H_4$  selectivity due to  $CO_2$  accumulation, enhanced pH effect, and supplemental CO utilization in the flow and MEA cells. In addition to the local microenvironmental changes such as  $CO_2$  concentration and pH, the enhanced \*CO surface coverage by CO selective formation at  $E_{c1}$  is an advantage of using a flow cell and an MEA cell. The intermediate increment in \*CO coverage generated by  $E_{c1}/E_{c2}$  cycling selectively facilitates  $C_2H_4$  formation in Cu NPs at the expense of  $C_2H_5OH$ .

Note that while the current MEA cell comprises a  $1\text{ cm}^2$  reaction area, the impact of pulsed electrolysis on larger reaction areas remains uncertain. To advance towards commercialization, further upscale experiments are imperative. Pulse electrolysis warrants further investigation using large-area electrodes to assess its effectiveness, considering the heterogeneous distribution of current density and selectivity across larger surfaces. Such experiments will be instrumental in optimizing the scalability and applicability of pulsed electrolysis systems for industrial implementation.

## Experimental method

### $CO_2$ reduction in the flow cell

The selectivity and productivity of gaseous and liquid products were first tested in a customized flow cell. All potential mentioned in the text are referenced *versus* a reversible hydrogen electrode (RHE) unless stated otherwise. The cell system consists of a GDE cathode, a Sustainion anion-exchange membrane, and Ni foam as an anode. 1 M KOH was supplied as the catholyte and anolyte through the electrolyte buffer layers between membrane and cathode/anode at a rate of  $0.8\text{ mL min}^{-1}$  controlled by a peristaltic pump (Harvard Apparatus P70-7000). The dry  $CO_2$  feedstock was supplied to the cathode at a rate of 20 standard cubic centimeters per minute (sccm) controlled by a mass flow controller (Alicat Scientific MC-100SCCM-D). The applied potential for a flow cell was controlled by a potentiostatic/galvanostatic station (EnergyLab XM, Solatron Analytical). In the case of  $E_a/E_c$  mode,  $j_{\text{cathodic}} = \frac{\Delta t_c}{\Delta t_c + \Delta t_a} \times j_{\text{total}}$  where  $\Delta t_a$

represents the duration of the oxidation period and  $\Delta t_c$  the duration of the cathodic period. The term  $\frac{\Delta t_c}{\Delta t_c + \Delta t_a}$  accounts for the effective cathodic part of  $j_{\text{total}}$  while pulse mode is on. In  $E_{c1}/E_{c2}$ , the time-averaged value of the current is taken since both are cathodic currents. The representative potential *versus* time and current *versus* time plots are given in Fig. S13 and S14 (ESI†). The solution from the catholyte buffer layer was collected to analyze liquid products. The gas products were quantified by gas chromatography (GC, Agilent 7890B), and the liquid products were measured by  $^1H$  NMR spectroscopy (Bruker AV500). For the correct quantification of outlet  $CO_2$  and gas products, a constant stream of Ar gas (10 sccm) was used as an internal reference and evenly mixed with the cell outlet gas stream before it was injected into the GC column. The injection of gas products for GC is set at 200 seconds after the electrolysis started to keep consistency. The solution containing trisodium phosphate (TSP) and  $D_2O$  was utilized as the internal reference for NMR spectroscopy.

The detailed preparation of CuO nanowires was demonstrated in the previous research.<sup>20</sup> For the preparation of Cu NP and CuO NW electrodes, 10 mg of Cu NPs (Sigma) or CuO NW was dispersed in 10 mL IPA (isopropyl alcohol). The suspension was then sonicated for 1 hour to form catalyst ink. The electrodes were prepared by air spraying the ink onto the carbon paper with a microporous carbon gas diffusion layer (Sigracet 39BB) followed by drying at  $130\text{ }^\circ\text{C}$ . The Cu loading was kept constant at approximately  $1.0\text{ mg cm}^{-2}$  by measuring the weight of electrodes before and after the spraying.

### $CO_2$ reduction in the MEA cell

The pulsed electrolysis with combinations of different cathodic potentials was tested in a customized MEA cell. The MEA cell consists of a sandwiched structure of a GDE cathode, Sustainion anion-exchange membrane, and a Ni foam anode, which are mechanically pressed together. For the MEA cell, only 1 M KOH anolyte was supplied at a rate of  $2.5\text{ mL min}^{-1}$  controlled by a peristaltic pump (Gilson Minipuls 3 Pump) since no catholyte compartment was assembled. The dry  $CO_2$  feedstock was supplied to the cathode at a rate of 20 standard cubic centimeters per minute (sccm) controlled by a mass flow controller (Alicat Scientific MC-100SCCM-D). The applied cell voltage for an MEA cell was controlled by a potentiostatic/galvanostatic station (EnergyLab XM; Solatron Analytical). The product analysis followed the same procedure as that of the flow cell.

## Conflicts of interest

There are no conflicts to declare.

## Acknowledgements

This work was partially financially supported by NSF CBET-2033343.





## References

- 1 J. Li, *et al.*, Selective CO<sub>2</sub> electrolysis to CO using isolated antimony alloyed copper, *Nat. Commun.*, 2023, **14**, 340, DOI: [10.1038/s41467-023-35960-z](https://doi.org/10.1038/s41467-023-35960-z).
- 2 T. Zheng, *et al.*, Copper-catalysed exclusive CO<sub>2</sub> to pure formic acid conversion *via* single-atom alloying, *Nat. Nanotechnol.*, 2021, **16**, 1386–1393, DOI: [10.1038/s41565-021-00974-5](https://doi.org/10.1038/s41565-021-00974-5).
- 3 T. Hatsukade, K. P. Kuhl, E. R. Cave, D. N. Abram and T. F. Jaramillo, Insights into the electrocatalytic reduction of CO<sub>2</sub> on metallic silver surfaces, *Phys. Chem. Chem. Phys.*, 2014, **16**, 13814–13819, DOI: [10.1039/C4CP00692E](https://doi.org/10.1039/C4CP00692E).
- 4 R. Casebolt, K. Levine, J. Suntivich and T. Hanrath, Pulse check: Potential opportunities in pulsed electrochemical CO<sub>2</sub> reduction, *Joule*, 2021, **5**, 1987–2026, DOI: [10.1016/j.joule.2021.05.014](https://doi.org/10.1016/j.joule.2021.05.014).
- 5 J. C. Bui, *et al.*, Engineering Catalyst–Electrolyte Microenvironments to Optimize the Activity and Selectivity for the Electrochemical Reduction of CO<sub>2</sub> on Cu and Ag, *Acc. Chem. Res.*, 2022, **55**, 484–494, DOI: [10.1021/acs.accounts.1c00650](https://doi.org/10.1021/acs.accounts.1c00650).
- 6 H. S. Jeon, *et al.*, Selectivity Control of Cu Nanocrystals in a Gas-Fed Flow Cell through CO<sub>2</sub> Pulsed Electroreduction, *J. Am. Chem. Soc.*, 2021, **143**, 7578–7587, DOI: [10.1021/jacs.1c03443](https://doi.org/10.1021/jacs.1c03443).
- 7 R. M. Arán-Ais, F. Scholten, S. Kunze, R. Rizo and B. Roldan Cuenya, The role of *in situ* generated morphological motifs and Cu(i) species in C<sub>2+</sub> product selectivity during CO<sub>2</sub> pulsed electroreduction, *Nat. Energy*, 2020, **5**, 317–325, DOI: [10.1038/s41560-020-0594-9](https://doi.org/10.1038/s41560-020-0594-9).
- 8 S.-C. Lin, *et al.*, Operando time-resolved X-ray absorption spectroscopy reveals the chemical nature enabling highly selective CO<sub>2</sub> reduction, *Nat. Commun.*, 2020, **11**, 3525, DOI: [10.1038/s41467-020-17231-3](https://doi.org/10.1038/s41467-020-17231-3).
- 9 Y. Lum, B. Yue, P. Lobaccaro, A. T. Bell and J. W. Ager, Optimizing C–C Coupling on Oxide-Derived Copper Catalysts for Electrochemical CO<sub>2</sub> Reduction, *J. Phys. Chem. C*, 2017, **121**, 14191–14203, DOI: [10.1021/acs.jpcc.7b03673](https://doi.org/10.1021/acs.jpcc.7b03673).
- 10 Z. Chen, *et al.*, Grain-Boundary-Rich Copper for Efficient Solar-Driven Electrochemical CO<sub>2</sub> Reduction to Ethylene and Ethanol, *J. Am. Chem. Soc.*, 2020, **142**, 6878–6883, DOI: [10.1021/jacs.0c00971](https://doi.org/10.1021/jacs.0c00971).
- 11 J. C. Bui, C. Kim, A. Z. Weber and A. T. Bell, Dynamic Boundary Layer Simulation of Pulsed CO<sub>2</sub> Electrolysis on a Copper Catalyst, *ACS Energy Lett.*, 2021, **6**, 1181–1188, DOI: [10.1021/acsenenergylett.1c00364](https://doi.org/10.1021/acsenenergylett.1c00364).
- 12 S. Nitopi, *et al.*, Progress and Perspectives of Electrochemical CO<sub>2</sub> Reduction on Copper in Aqueous Electrolyte, *Chem. Rev.*, 2019, **119**, 7610–7672, DOI: [10.1021/acs.chemrev.8b00705](https://doi.org/10.1021/acs.chemrev.8b00705).
- 13 Y. Hori, C. Vayenas, R. White and M. Gamboa-Aldeco, Electrochemical CO<sub>2</sub> Reduction on Metal Electrodes, *Modern Aspects of Electrochemistry*, Springer, New York, 2008, pp. 89–189.
- 14 X. Kong, *et al.*, Understanding the Effect of \*CO Coverage on C–C Coupling toward CO<sub>2</sub> Electroreduction, *Nano Lett.*, 2022, **22**, 3801–3808, DOI: [10.1021/acs.nanolett.2c00945](https://doi.org/10.1021/acs.nanolett.2c00945).
- 15 J. Timoshenko, *et al.*, Steering the structure and selectivity of CO<sub>2</sub> electroreduction catalysts by potential pulses, *Nat. Catal.*, 2022, **5**, 259–267, DOI: [10.1038/s41929-022-00760-z](https://doi.org/10.1038/s41929-022-00760-z).
- 16 G. Nogami, H. Itagaki and R. Shiratsuchi, Pulsed Electroreduction of CO<sub>2</sub> on Copper Electrodes-II, *J. Electrochem. Soc.*, 1994, **141**, 1138.
- 17 A. S. Varela, M. Kroschel, T. Reier and P. Strasser, Controlling the selectivity of CO<sub>2</sub> electroreduction on copper: The effect of the electrolyte concentration and the importance of the local pH, *Catal. Today*, 2016, **260**, 8–13.
- 18 S. Ringe, *et al.*, Understanding cation effects in electrochemical CO<sub>2</sub> reduction, *Energy Environ. Sci.*, 2019, **12**, 3001–3014, DOI: [10.1039/C9EE01341E](https://doi.org/10.1039/C9EE01341E).
- 19 E. R. Cofell, U. O. Nwabara, S. S. Bhargava, D. E. Henckel and P. J. A. Kenis, Investigation of Electrolyte-Dependent Carbonate Formation on Gas Diffusion Electrodes for CO<sub>2</sub> Electrolysis, *ACS Appl. Mater. Interfaces*, 2021, **13**, 15132–15142, DOI: [10.1021/acsami.0c21997](https://doi.org/10.1021/acsami.0c21997).
- 20 J. Zhang, *et al.*, Reconstructing two-dimensional defects in CuO nanowires for efficient CO<sub>2</sub> electroreduction to ethylene, *Chem. Commun.*, 2021, **57**, 8276–8279, DOI: [10.1039/D1CC03171F](https://doi.org/10.1039/D1CC03171F).
- 21 J. Zhang, *et al.*, Switching CO<sub>2</sub> Electroreduction Selectivity Between C<sub>1</sub> and C<sub>2</sub> Hydrocarbons on Cu Gas-Diffusion Electrodes, *Energy Environ. Mater.*, 2023, **6**, e12307, DOI: [10.1002/eem2.12307](https://doi.org/10.1002/eem2.12307).
- 22 C. W. Li, J. Ciston and M. W. Kanan, Electroreduction of carbon monoxide to liquid fuel on oxide-derived nanocrystalline copper, *Nature*, 2014, **508**, 504–507.
- 23 D. Ren, *et al.*, Selective electrochemical reduction of carbon dioxide to ethylene and ethanol on copper(i) oxide catalysts, *ACS Catal.*, 2015, **5**, 2814–2821.
- 24 Y. Lum and J. W. Ager, Evidence for product-specific active sites on oxide-derived Cu catalysts for electrochemical CO<sub>2</sub> reduction, *Nat. Catal.*, 2019, **2**, 86–93, DOI: [10.1038/s41929-018-0201-7](https://doi.org/10.1038/s41929-018-0201-7).
- 25 C. Kim, L.-C. Weng and A. T. Bell, Impact of pulsed electrochemical reduction of CO<sub>2</sub> on the formation of C<sub>2+</sub> products over Cu, *ACS Catal.*, 2020, **10**, 12403–12413.
- 26 R. C. DiDomenico and T. Hanrath, Pulse Symmetry Impacts the C<sub>2</sub> Product Selectivity in Pulsed Electrochemical CO<sub>2</sub> Reduction, *ACS Energy Lett.*, 2022, **7**, 292–299, DOI: [10.1021/acsenenergylett.1c02166](https://doi.org/10.1021/acsenenergylett.1c02166).
- 27 S. Ha and K. Doblhofer, The electrochemical interface between copper (111) and aqueous electrolytes, *J. Electroanal. Chem.*, 1995, **380**, 185–191.
- 28 J. Li, *et al.*, Constraining CO coverage on copper promotes high-efficiency ethylene electroproduction, *Nat. Catal.*, 2019, **2**, 1124–1131, DOI: [10.1038/s41929-019-0380-x](https://doi.org/10.1038/s41929-019-0380-x).
- 29 T. Zhang, *et al.*, Highly selective and productive reduction of carbon dioxide to multicarbon products *via in situ* CO management using segmented tandem electrodes, *Nat. Catal.*, 2022, **5**, 202–211, DOI: [10.1038/s41929-022-00751-0](https://doi.org/10.1038/s41929-022-00751-0).
- 30 C. G. Morales-Guio, *et al.*, Improved CO<sub>2</sub> reduction activity towards C<sub>2+</sub> alcohols on a tandem gold on copper electrocatalyst, *Nat. Catal.*, 2018, **1**, 764–771, DOI: [10.1038/s41929-018-0139-9](https://doi.org/10.1038/s41929-018-0139-9).
- 31 F. Li, *et al.*, Cooperative CO<sub>2</sub>-to-ethanol conversion *via* enriched intermediates at molecule–metal catalyst interfaces, *Nat. Catal.*, 2020, **3**, 75–82, DOI: [10.1038/s41929-019-0383-7](https://doi.org/10.1038/s41929-019-0383-7).

