


Chemical Science

Volume 16
Number 28
28 July 2025
Pages 12637–13126

rsc.li/chemical-science



ISSN 2041-6539

EDGE ARTICLE

Yasuhiro Kohsaka *et al.*
Enhanced recyclability of methacrylic resins by
copolymerization or pendant modification using trityl esters

EDGE ARTICLE

View Article Online
View Journal | View IssueCite this: *Chem. Sci.*, 2025, 16, 12804

All publication charges for this article have been paid for by the Royal Society of Chemistry

Received 1st May 2025
Accepted 9th June 2025

DOI: 10.1039/d5sc03190g

rsc.li/chemical-science

Enhanced recyclability of methacrylic resins by copolymerization or pendant modification using trityl esters†

Yota Chiba,^a Shoji Hirabayashi^a and Yasuhiro Kohsaka^{ID} *^{ab}

The conversion of pendant groups into poly(methyl methacrylate) (PMMA) to triphenylmethyl (trityl) esters facilitates thermal depolymerization, enabling the recovery of the monomer, methyl methacrylate (MMA). While PMMA offers potential for chemical recycling through depolymerization, its complete degradation necessitates extreme heating conditions exceeding 400 °C. Conversely, a copolymer consisting of MMA (95 mol%) and trityl methacrylate (TMA; 5 mol%), synthesized via free radical copolymerization, undergoes depolymerization at 270 °C, yielding pure MMA with 94.5% efficiency. Additionally, commercially available PMMA sheets and modified acrylic resins incorporating *n*-butyl acrylate as a comonomer were also successfully depolymerized at 270 °C through pendant conversion to trityl esters, achieving high yields of pure MMA.

Introduction

Poly(methyl methacrylate) (PMMA) is industrially produced at approximately 4 million metric tons per year¹ via free radical polymerization (FRP) under bulk, suspension, or emulsion conditions.² Since harsh heating conditions (>400 °C) lead to complete degradation to recover the monomer, methyl methacrylate (MMA), via radical depolymerization (Fig. 1),³ PMMA has attracted attention as a promising vinyl polymer for resource circulation.⁴ However, depolymerization under severe conditions resulted in the generation of byproducts³ and high energy costs.⁵

In general, depolymerization requires both the generation of active species and an equilibrium shift to depolymerization. The conditions for generating active species depend on the polymer chain-end structures,^{6–9} which are classified into several types in FRP. Most heat-resistant chains of PMMA have saturated ends, requiring heating above 300 °C to generate radical active species.⁶ On the other hand, the ceiling temperature (T_c) of MMA is 202 °C.¹⁰ These facts suggest that the active species generation is the energy barrier in inducing depolymerization, and its removal is critical for achieving chemical recycling under mild conditions. To address this issue, the incorporation of chain ends that can easily generate active radical species has been proposed using controlled radical polymerization.^{11–17} However,

depolymerization initiated from the chain ends may not always be effective for PMMA, particularly those with a high degree of polymerization ($DP > 10^3$),¹⁶ because the active species at the

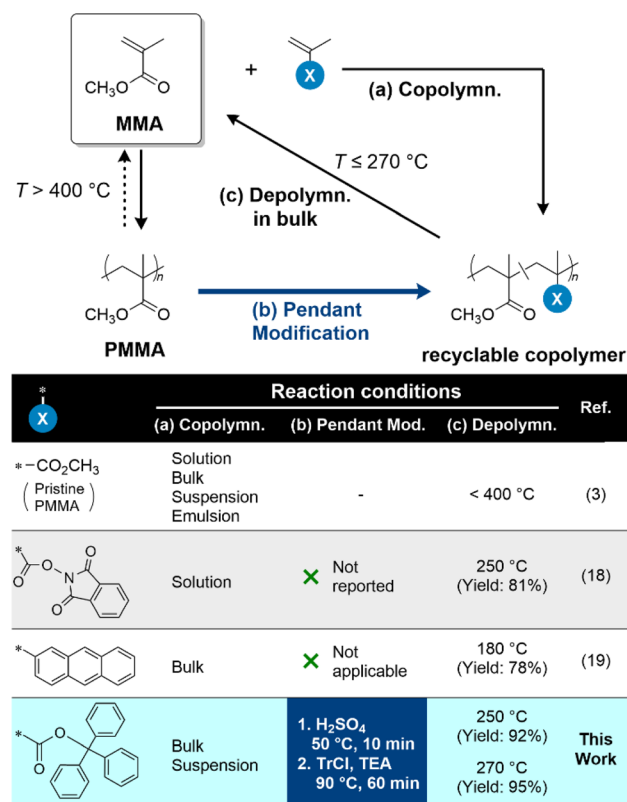


Fig. 1 Partial replacement approach for PMMA to recover the monomer, MMA, under mild heating conditions.

^aFaculty of Textile Science and Technology, Shinshu University, 3-15-1 Tokida, Ueda, Nagano 386-8567, Japan. E-mail: kohsaka@shinshu-u.ac.jp

^bResearch Initiative for Supra-Materials (RISM), Interdisciplinary Cluster for Cutting Edge Research (ICCER), Shinshu University, Japan

† Electronic supplementary information (ESI) available: ¹H NMR spectra, SEC traces, TG curves, UV spectra, and additional tables. See DOI: <https://doi.org/10.1039/d5sc03190g>



chain ends undergo termination and chain-transfer reactions to lose their reactivity under severe conditions, such as bulk depolymerization. Recently, Sumerlin *et al.* reported the depolymerization of copolymers consisting of MMA and *N*-(methacryloxy) phthalimide, a methacryl monomer bearing an active ester.¹⁸ The comonomer units generate radicals at the main chain, leading to quantitative depolymerization. Because multiple radical active species are generated per polymer chain, the length of depolymerization per radicals required for quantitative degradation becomes shorter with the copolymerization approach than with the chain-terminating approach. Therefore, this approach was applied to high-DP polymers ($DP \sim 10^4$). Diao *et al.* reported a similar approach using propenylarenes as comonomers.¹⁹ These studies suggest that the incorporation of depolymerization-initiating points in PMMA skeletons effectively imparts facile recyclability.

In addition to producing modified PMMA with improved recyclability, it is also necessary to improve the recyclability of pristine PMMA, already available in the market, to establish a circular society. The primary technical focus is on the mechanisms by which radicals, the active species involved in depolymerization, are generated. Recently, Anastasaki *et al.* reported the light-induced depolymerization of commercial PMMA in chlorinated solvents.²⁰ In their study, the reaction mechanism was proposed to involve the formation of chlorine radicals from chlorinated solvents upon violet light irradiation, followed by hydrogen-atom transfer from PMMA, leading to the formation of active radical species on the main chains. Consequently, chlorinated solvents act as external radical initiators for depolymerization. Conversely, Sumerlin *et al.* introduced an internal radical initiator, specifically depolymerization initiation points at chain ends *via* mechanical main-chain scission and end functionalization.²¹ As previously mentioned, depolymerization initiated from chain ends may have limitations in applicable DP. Therefore, end-functionalization following main-chain scission is effective for addressing these limitations.

In this study, we focused on triphenylmethyl (trityl) ester pendants, which are promising candidates as depolymerization initiation points. The incorporation of trityl esters into

polymethacrylates can be achieved by copolymerization with trityl methacrylate (TMA), a monomer commercially applied for the preparation of a chiral stationary phase for high-performance liquid chromatography (HPLC),²² whereas post-polymerization modification of pristine PMMA also effectively incorporates trityl ester pendants (Fig. 1). Trityl esters cleave radically to carboxylic and trityl radicals above 300 °C.²³ In particular, trityl esters of side groups in polyTMA decompose at a temperature of at least 230 °C.²⁴ We applied the thermal decomposition of TMA units to initiate bulk depolymerization, recovering MMA. The incorporation of trityl esters pendants *via* the classical post-polymerization reaction of PMMA significantly improved their recyclability.

Results and discussion

Enhancement of depolymerization by trityl pendants

To evaluate the effects of trityl esters on the thermal stability, depolymerization behavior, and other physical polymer properties, a series of copolymers with varying TMA content were prepared *via* bulk free-radical copolymerization (Table 1 and Fig. S1†). The copolymers were coded **CP-#** with numbers indicating the contents of TMA units in mol%; for example, **CP-1** was composed of 1 mol% TMA units and 99 mol% MMA units. Prior to molar mass evaluation by size-exclusion chromatography (SEC), the pendant trityl esters were converted into methyl esters. This approach was necessary because poly(MMA-co-TMA) displayed bimodal peaks in the SEC curves owing to self-aggregation (Fig. S2†).²⁵ The DPs were higher than 10^3 , which were above the limits to allow quantitative depolymerization from the chain ends.¹⁶ In other words, the internal generation of radical active species is necessary to achieve quantitative depolymerization from these copolymers.¹⁸

To understand the effects of TMA units, thermogravimetry (TG) analysis was performed (Fig. 2A). The purchased PMMA, **HP**, exhibited a 36% weight loss at 300 °C, whereas that of **CP-1** was 71%. These differences imply the significant impact of the TMA units on thermal decomposition, even when the composition was only 1 mol%. Nevertheless, the 95% weight loss temperature (T_{d95}) of **CP-1** was 374 °C, which was close to that

Table 1 Synthesis and properties of polymers

Entry	Method	Feed [%]			Comp. ^e [%]							
		MMA	TMA	Yield [%]	MMA	TMA	M_n^f [g mol ⁻¹]	DP^f [°C]	T_g^g [°C]	T_{d95}^h [°C]	%T ⁱ	E^j [GPa]
HP	Purchased PMMA ^a	—	—	—	100	—	340 400	2.07	99	395	91.9	1.03 ± 0.11
CP-1	Bulk polymn. ^b	99	1	84	99	1	110 300	6.07	120	374	n.d.	n.d.
CP-3		97	3	87	97	3	108 700	4.34	124	316	91.7	1.39 ± 0.68
CP-5		95	5	96	95	5	127 600	4.59	126	309	92.3	1.36 ± 0.09
CP-10		90	10	92	90	10	154 500	3.29	130	297	85.2	1.39 ± 0.11
CP-S4	Suspension polymn. ^c	95	5	84	96	4	279 900	5.51	126	351	n.d.	n.d.
CP-S10		90	10	95	90	10	235 000	4.51	130	309	n.d.	n.d.
CP-Ma	Pendant modification ^d	—	—	—	93	7	—	—	—	354	n.d.	n.d.

^a Purchased from Tokyo Chemical Industry Co., Ltd. ^b Prepared using AIBN (1.7 mol%) at 65 °C for 18 h in bulk. ^c Prepared using AIBN (0.3 mol%) at 65 °C in a suspension with water. ^d Prepared from PMMA by pendant modification. ^e Determined by ¹H NMR spectrometry (400 MHz, CDCl₃, 25 °C). ^f Determined by SEC (40 °C, CHCl₃, PMMA standard) after the conversion to PMMA. ^g Determined by DSC. ^h Determined by TG (under N₂, 10 °C min⁻¹). ⁱ Determined from the transmittance at 450 nm by UV-vis spectrometry. ^j Determined by tensile testing.



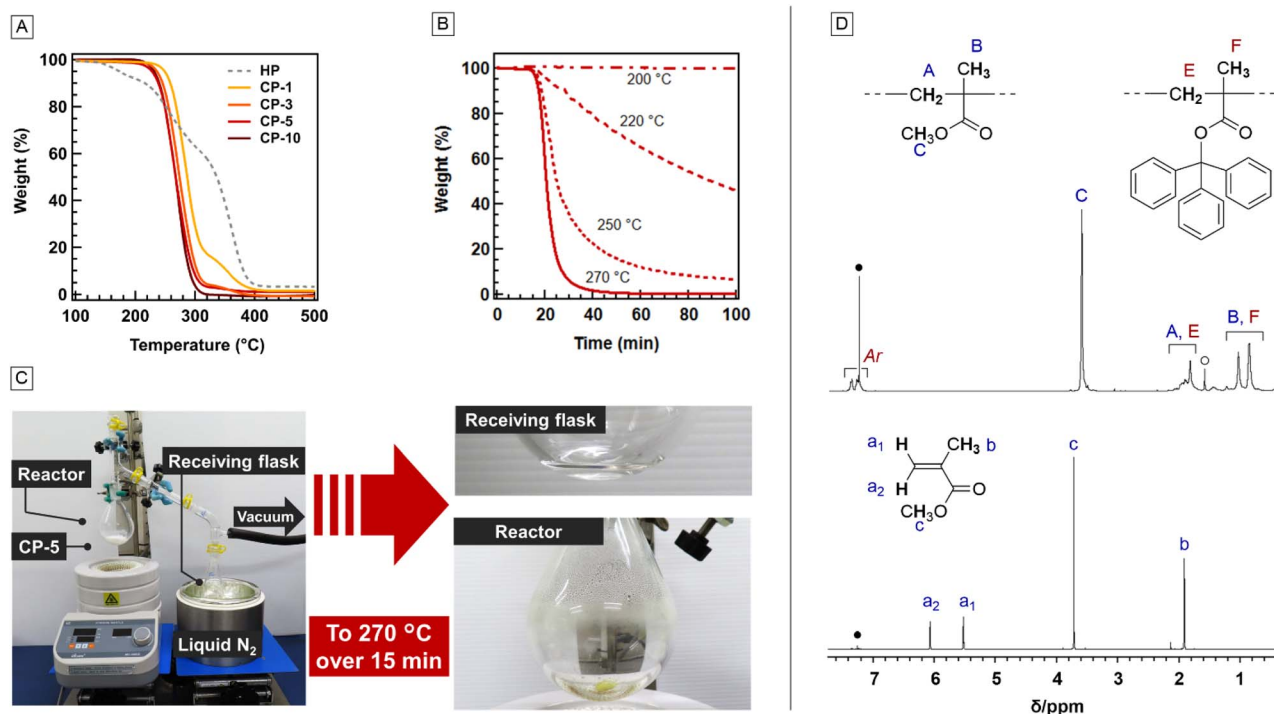


Fig. 2 (A) TG curves of the (co)polymers (heating rate: $10\text{ }^{\circ}\text{C min}^{-1}$, N_2 atmosphere). (B) TG curves of CP-5 at constant temperature conditions of 270, 250, 220, and 200 $^{\circ}\text{C}$. (C) Photographs of the monomer recovery test for CP-5. (D) ^1H NMR spectra of CP-5 (top) and the liquid collected in the receiving flask (bottom) (400 MHz, CDCl_3 , 25 $^{\circ}\text{C}$). \bullet : CHCl_3 , \circ : H_2O .

mass ($D = 6.07$), the copolymer should contain polymer chains with few TMA units that do not exhibit superior degradability.²⁶ Thus, 1 mol% TMA units seemed insufficient to facilitate complete depolymerization. On the other hand, T_{d95} were observed for CP-3, CP-5, and CP-10 at 80–100 $^{\circ}\text{C}$ lower than that of HP, suggesting sufficient TMA unit content for depolymerization. Notably, PMMA derived from CP-5 showed only 7.0% weight loss at 300 $^{\circ}\text{C}$ and T_{d95} at 392 $^{\circ}\text{C}$ (Fig. S4†), highlighting the effects of the TMA units on thermal decomposition. The activation energies (E_a) for the decomposition of HP and copolymers were calculated using the Flynn–Wall–Ozawa plot (Fig. S5 and Table S1†).^{27,28} The thermal decomposition of HP can be roughly divided into three stages: 150–220, 220–320 and 320–400 $^{\circ}\text{C}$, which are assignable to the degradation initiated by the radical generation from head-to-head linkages,⁸ unsaturated chain end,⁷ and random chain scission.^{6,9} The E_a for the degradation at the third stage corresponding to the 80–95% weight loss was 223 kJ mol^{-1} , which was similar to the reported value.²⁸ On the other hand, CP-3 and CP-5 indicated a single-step decomposition, and the E_a estimated from the range of 15–95% weight loss was 159 kJ mol^{-1} . Thus, the incorporation of TMA units was effective in reducing the energy barrier for thermal decomposition. However, the E_a of CP-10 was estimated to be 177 kJ mol^{-1} , which was slightly higher than those of CP-3 and CP-5. This value might have been overestimated because the slow evaporation of the decomposed TMA unit, involving the depolymerized TMA monomer (Fig. S6†), might have affected the observed weight loss. The details of the degradation of the TMA units are discussed later. Although E_a was evaluated

from the weight loss during the heating process, the actual monomer recovery *via* thermal depolymerization should be conducted at a constant temperature. Therefore, TG analysis was performed again at a lower heating rate ($1.0\text{ }^{\circ}\text{C min}^{-1}$) to detect the initiation temperature of thermal decomposition. The 5% weight-loss temperature (T_{d5}) of CP-5 was 204 $^{\circ}\text{C}$ (Fig. S7†). Thus, the weight loss of CP-5 at constant temperatures of 200, 220, 250, and 270 $^{\circ}\text{C}$ was investigated (Fig. 2B). CP-5 was stable at 200 $^{\circ}\text{C}$, while 46% and 93% weight losses were observed at 220 and 250 $^{\circ}\text{C}$ after heating for 100 min. This was a sharp contrast to HP, of which weight loss was only 60.9% even after 300 min (Fig. S8†). Moreover, 40 min was sufficient to achieve a 95% weight loss of CP-5 at 270 $^{\circ}\text{C}$. Therefore, the temperature for the monomer recovery from CP-5 *via* bulk depolymerization should be higher than 220 $^{\circ}\text{C}$ and appropriate at 270 $^{\circ}\text{C}$. Note that CP-5 exhibited a gradual decrease in molar mass during decomposition at 250 $^{\circ}\text{C}$ (Fig. S9†). This suggests that a single polymer chain did not fully depolymerize from one radical species generated from a trityl pendant, probably because of its high DP. In other words, several radical species are necessary for complete depolymerization.

The copolymers of MMA and TMA were also prepared *via* suspension polymerization, another practical method for the industrial production of PMMA.^{29,30} Mixtures of TMA (5 or 10 mol%), MMA (95 or 90 mol%), and 2,2'-azobis(isobutyronitrile) (AIBN) were suspended in pure water at 65 $^{\circ}\text{C}$, resulting in polymers CP-S4 and CP-S10 (Table 1). Although CP-S4 has a high M_n ($>2.0 \times 10^6\text{ g mol}^{-1}$) and high T_{d95} at 351 $^{\circ}\text{C}$, heating at 270 $^{\circ}\text{C}$ resulted in complete weight loss after 150 min (Fig.

S10†). **CP-S10** exhibited a lower T_{d95} at 309 °C and 50 min was sufficient for complete thermal degradation at 270 °C (Fig. S10†).

Monomer recovery from poly(MMA-co-TMA)

Based on the above results, monomer recovery *via* thermal decomposition was investigated. **CP-5** (1.0 g) was heated under a reduced pressure of 27 hPa (Fig. 2C and Table 2, Entry 1). The reactor was heated to 270 °C for 15 min, although most of **CP-5** had already disappeared before the temperature reached the target. A slightly yellow residue at the bottom and a transparent liquid on the wall remained in the reactor, whereas a white solid, which turned into a colorless transparent liquid at 25 °C, was collected in the receiving flask cooled by liquid N₂. The collected product was identified as pure MMA using ¹H NMR spectroscopy (Fig. 2D) and gas chromatography (GC, purity >99%). The MMA recovery yield was 94.5%, as calculated from the number of MMA units contained in **CP-5**. The residue in the reactor was analyzed using ¹H NMR spectroscopy (Fig. 3B), which suggested the existence of MMA, TMA, the polymer fragment with an olefin end, and triphenylmethane (TPM) (Fig. 3A). The detection of TPM and olefinic polymer ends suggested a radical cleavage mechanism of the trityl ester pendant that induced depolymerization.^{18,23,24} Expansion of the reaction time to 60 min resulted in 92.8% MMA recovery in the receiving flask, whereas a slight residue consisting of PMMA with olefin ends remained at the bottom of the reactor (Fig. S11†). The incorporation of the olefin end into the polymer fragment was supported by the results of DOSY NMR spectroscopy (Fig. S12†). Notably, the colorless transparent liquid remaining on the upper part of the wall of the reactor was identified as a mixture of mainly TMA (89%) and a small amount of TPM (11%) using the ¹H NMR spectrum (Fig. S11†). The weight of the remaining liquid corresponds to 97% of the weight of the TMA units in the initial polymer. This suggests that TMA units that do not function as the depolymerization initiation points may be recyclable, although an improvement in the reaction system is required to collect TMA because of its high boiling point.

The effects of temperature and pressure were investigated to achieve MMA recovery under milder conditions. As indicated by

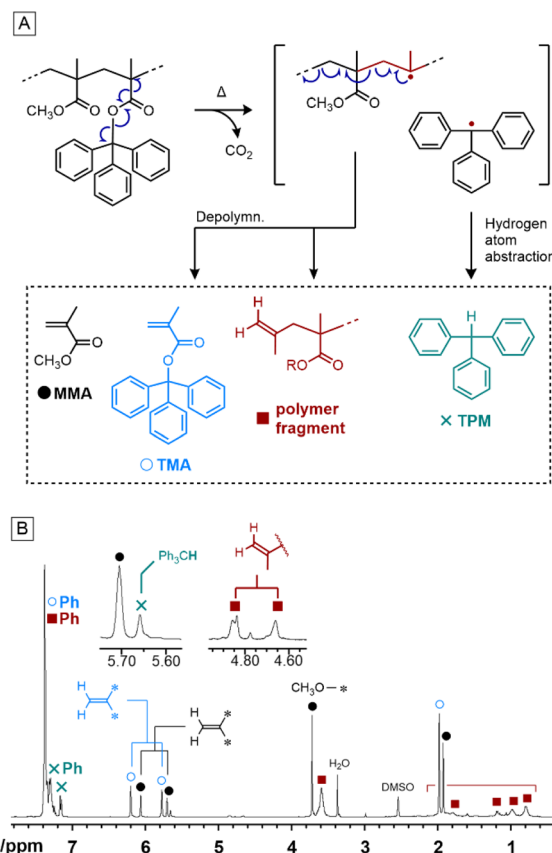


Fig. 3 (A) Proposal depolymerization-initiation mechanism for CPs with (B) ¹H NMR spectra (400 MHz, DMSO-d₆, 25 °C) of the residue in the reactor after the monomer recovery test from **CP-5** at 270 °C within 15 min.

the TG analysis (Fig. 2B), almost complete thermal degradation proceeded even at 250 °C. In fact, heating **CP-5** at 250 °C under reduced pressure (27 hPa) for 40 min afforded MMA in 92.3% yield (Table 2, Entry 2). On the other hand, high vacuum did not appear to be essential for the recovery of MMA by depolymerization because TG analysis was performed under atmospheric pressure. Therefore, **CP-5** was heated to 270 °C under slightly reduced pressure (800 hPa) with a receiving flask cooled in an ice bath (Entry 3). This approach also yielded MMA (purity

Table 2 Thermal depolymerization of MMA copolymers

Entry ^a	Copolymer	Weight [g]	Temp. [°C]	Time ^b [min]	Pressure [hPa]	Yield ^c [%]
1	CP-5	1.0	≤270 ^d	15	27	94.5
2	CP-5	1.0	250	40	27	92.3
3 ^e	CP-5	1.0	270	120	800	82.2
4	CP-S10	10.0	270	40	27	80.9
5	CP-Ma	9.7	270	40	27	91.3
6	CP-Mb	13.0	270	60	27	87.6
7	CP-BA1-M	1.0	270	60	27	92.6

^a The evaporated MMA was collected using a flask cooled in a liquid nitrogen bath as described in Fig. 2C. ^b Time from the start of heating. ^c calculated from the weight of MMA units contained in initial poly(MMA-co-TMA). ^d Most of the copolymers disappeared when the temperature reached 270 °C. ^e The evaporated MMA was collected using a flask cooled in an ice bath.



>99%), with a recovery yield of 82.2%, although a prolonged reaction time of 120 min was required. These results suggest that depolymerization and almost quantitative recovery of MMA can be achieved even at 250 °C or under 800 hPa pressure although a long heating is required. In other words, a higher temperature (270 °C) and stronger reduced pressure (27 hPa) are effective in enhancing the depolymerization by shifting the depolymerization/polymerization equilibrium through the rapid removal of MMA from the reactor. Therefore, a large-scale monomer recovery test (10.0 g-scale) was conducted at 270 °C under a pressure of 27 hPa using **CP-S10** (Entry 4). **CP-S10** was used instead of **CP-5**, because it was prepared on a larger scale. Even at this scale, MMA was recovered in a high yield (80.9%).

Effects of TMA units on resin performances

The results described above suggest that the incorporation of TMA units improves the thermal degradability of acrylic resins. Herein, the effects of TMA units on the resin performances, such as optical and mechanical properties, were investigated because the incorporation of TMA might deteriorate resin properties. The cast film of **CP-5** exhibited high transparency comparable to that of PMMA in the visible light range (Fig. 4A). The low depolymerization temperatures of the copolymers may cause problems during thermal processing. Therefore, a film of

CP-5 was formed by hot-pressing at 200 °C, which is within the range of general processing temperature for molding PMMA (180–280 °C;³⁰ Fig. S13†). The transmittance of the film **CP-S10** pressed at 180 °C also exhibited a high transparency, although slight yellowing was observed at 200 °C (Fig. S14†). The Young's modulus (E') of **CPs** was approximately 1.4 GPa, which was slightly higher than that of **HP** (1.0 GPa; Table 1 and Fig. S15†). The toughness of **CP-3** and **CP-5** was 5.74 ± 3.71 and 4.16 ± 1.39 kJ comparable to 4.35 ± 1.35 kJ of **HP**, whereas **CP-10** showed fragile behavior (0.53 ± 0.22 kJ; Fig. 4B and Table S2†). Therefore, to ensure the preservation of a comparable Young's modulus and prevent a reduction in mechanical toughness from PMMA, the composition of TMA should be maintained at 5 mol% or less. PMMA sheets are commercially produced by cell casting and continuous methods,³⁰ which are based on bulk polymerization. Therefore, the copolymerization approach described above is promising for such resin production.

MMA recovery via pendant modification

The advantage of our strategy using trityl esters is its ability to convert pristine PMMA into easily recyclable polymers *via* a post-polymerization modification process (Fig. 5A). Among the reported procedures for the partial hydrolysis of PMMA,^{31,32} using H_2SO_4 was convenient for the shortest reaction time.³³ **HP** (10.0 g), a purchased PMMA in a reagent grade, was treated with conc. H_2SO_4 at 50 °C for 10 min. The degree of hydrolysis was estimated to be 10%, based on the ^1H NMR spectrum (Fig. S16†). The product was reacted with trityl chloride (TrCl) in the presence of triethylamine (TEA) at 90 °C for 60 min, resulting in 9.7 g of the modified polymer **CP-Ma** with 7% of TMA unit composition (Fig. S17†). The TG curve of **CP-Ma** showed T_{d95} at 354 °C (Table 1 and Fig. 5B). Heating 9.7 g of **CP-Ma** at 270 °C under 27 hPa pressure resulted in a 91.3% yield of MMA. The total MMA recovery calculated from the initial amount of **HP** was 69%. The pendant-modification method was also applied to commercial PMMA sheets (Fig. 5A and S18†). The debris from the PMMA sheets (10.0 g) was powdered by ball milling at 30 Hz for 20 min to improve its solubility in H_2SO_4 . Although main-chain scission of PMMA by mechanical stimuli has been reported,²⁰ the molar mass did not change after ball-milling (Fig. S17†). Pendant modification afforded a copolymer containing 17% TMA units (**CP-Mb**), which recovered MMA in 67.4% yield by heating at 270 °C under 27 hPa for 60 min.

MMA recovery from copolymers of MMA and acrylates

Acrylic resins for molding are generally synthesized through the copolymerization of MMA with minor quantities of acrylates, such as butyl acrylate (BA), to enhance thermal stability and melt viscosity at the molding temperature.²⁸ In this context, copolymerization with TMA or other monomers to promote depolymerization is inherently contradictory, as BA is copolymerized to inhibit depolymerization. Consequently, pendant modification emerges as a promising strategy for such copolymers. To investigate this potential, copolymers of MMA and BA with varying compositions were prepared (Fig. S20–22†). These copolymers are designated as **CP-BA#**, where # represents the

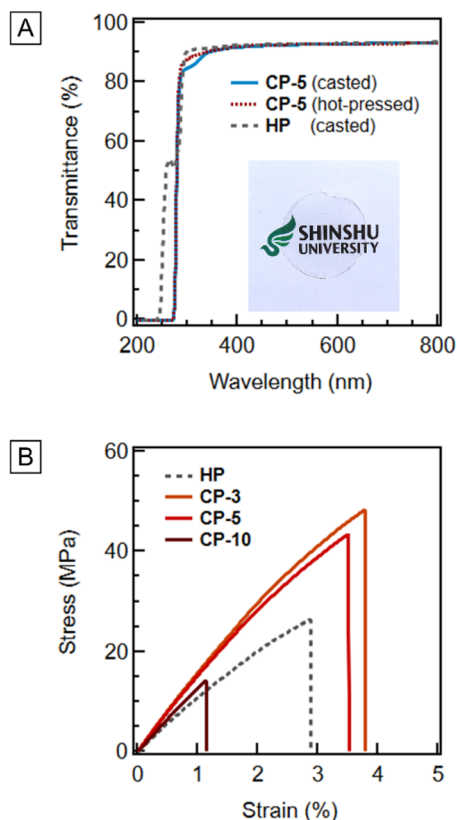


Fig. 4 (A) Transmittance of **CP-5** and PMMA films. A photograph in the frame shows the cast film prepared from **CP-5**. (B) Stress–strain curves of the samples of poly(MMA-co-TMA)s and PMMA cut from their films pressed at 200 °C.



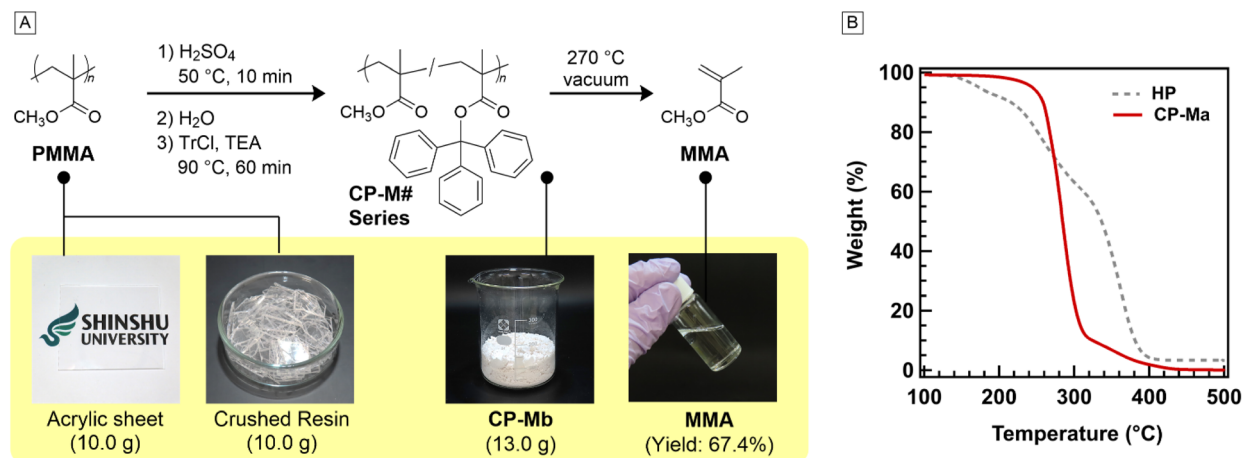


Fig. 5 (A) Pendant modification from PMMA to poly(MMA-co-TMA). (B) TG curves of HP and CP-Ma prepared from HP (under N₂, 10 °C min⁻¹).

composition of the BA units in mol%. **CP-BA1**, **CP-BA2**, and **CP-BA4** exhibited similar T_{d5} values of approximately 260 °C, which were significantly higher than that of **HP**, observed at 173 °C (Fig. S23†). These findings indicate that 1 mol% BA units are sufficient to suppress depolymerization at low temperatures. Pendant modification of **CP-BA#** through hydrolysis and tritylation yielded the corresponding copolymers **CP-BA#-M**, comprising 7–10 mol% trityl units (Fig. S20–22†). This pendant modification is significant in facilitating thermal (co)polymers are summarized in Fig. 6C, clearly indicating the enhancement of thermal degradation by trityl ester pendants. During thermal decomposition, the tritylated units function as depolymerization-initiating sites, and the acrylate units function as barriers to inhibit depolymerization (Fig. 6A). Depolymerization progressed until the active species reached the acrylate unit because the DP between the two acrylate units was sufficiently low. However, one fragment between the acrylate and tritylated units or two acrylate units should remain without depolymerization because the depolymerization progresses in only one direction from one tritylated unit. Based on this anticipated mechanism, the maximum expected value (MEV) of weight loss was calculated as follows (Table S3†): The number-average DP of the pristine (co)polymers (X_n) was calculated using eqn (1).

$$X_n = M_n/M_1 \quad (1)$$

Here, M_1 is the average molar mass of one unit, calculated using eqn (2).

$$M_1 = M_{\text{MMA}} \times F_{\text{MMA}} + M_{\text{BA}} \times F_{\text{BA}} \quad (2)$$

M_{MMA} and M_{BA} are the molar masses of MMA and BA, respectively, whereas F_{MMA} and F_{BA} are the molar fractions of the MMA and BA units in the pristine (co)polymers, respectively. After tritylation, the depolymerization was terminated at the acrylate units. Therefore, we focused on the segment between the two acrylate units. The number-average DP between two acrylate units (Y_n) was calculated as follows:

$$Y_n = X_n/(X_n \times F_{\text{BA}} + 1) \quad (3)$$

The number-averaged DP between the two tritylated units (Z_n) in this segment is expressed as follows:

$$Z_n = Y_n/(Y_n \times F_T + 1) \quad (4)$$

F_T is the molar fraction of tritylated units. As described in Fig. 6A, the depolymerization initiated at the tritylated units and terminated at the acrylate units, and an oligomer fragment between an acrylate and a tritylated unit or between two tritylated units remained. Therefore, the weights of the remaining fragments (W) were estimated as follows:

$$W = Z_n \times M_{1m} \quad (5)$$

Here, M_{1m} is the average molar mass of one unit of the tritylated (co)polymer. The initial weight of the segment between the two acrylate units (W_0) was expressed as follows:

$$W_0 = Y_n \times M_{1m} \quad (6)$$

Therefore, the maximum expected value (MEV) of weight loss can be estimated as follows:

$$\text{MEV} = 100\% - W/W_0 \quad (7)$$

eqn (5)–(7) can be rewritten as

$$\text{MEV} = 100\% - Z_n/Y_n \quad (8)$$

The aforementioned model does not account for the scenario in which tritylation occurs in two adjacent units. Consequently, the values it produces represent merely the ‘maximum’ expected value for weight loss. The calculated MEVs are presented in Fig. 6C, indicating that the MEV associated with weight loss, which correlates with the yield of MMA recoverable through depolymerization, is substantially reduced by the copolymerization of BA with a minimal molar fraction.



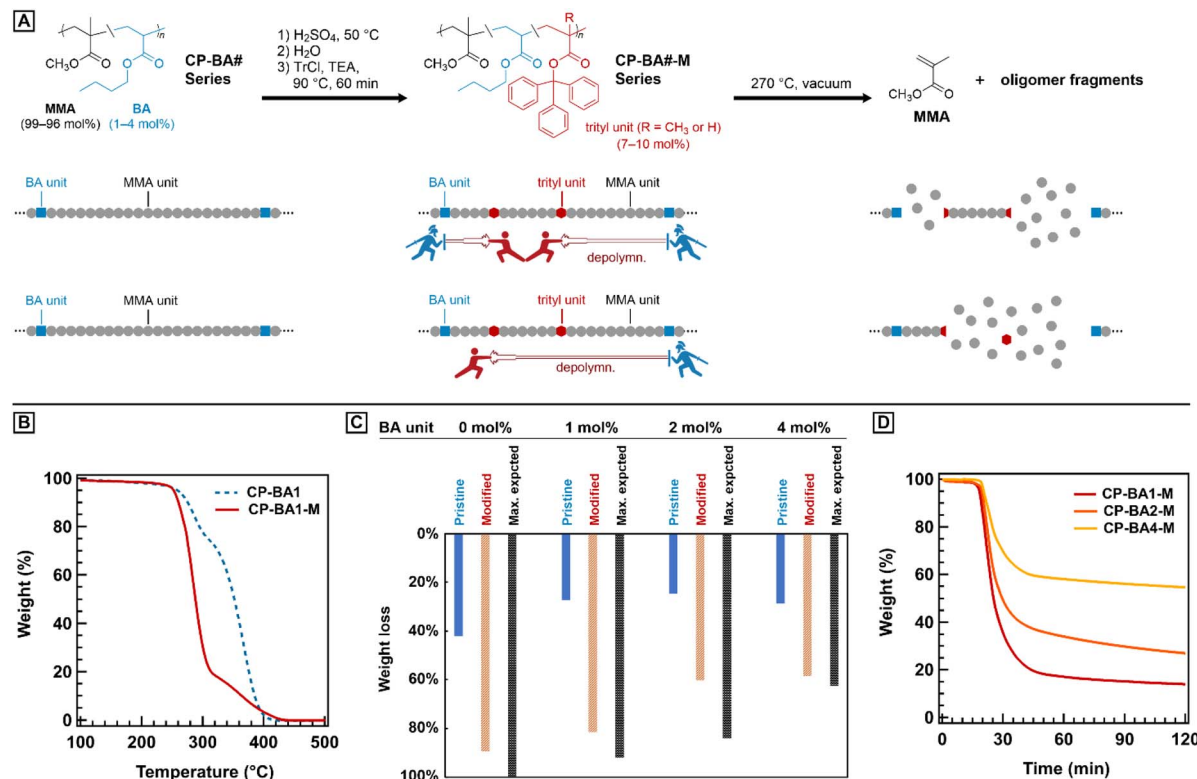


Fig. 6 (A) Pendant modification of poly(MMA-co-BA) and the monomer recovery via depolymerization. (B) TG curves of CP-BA1 and CP-BA1-M (heating ratio of 10 °C min⁻¹). (C) Weight losses of pristine and modified (co)polymers at 320 °C in TG curves and their maximum expected values. (D) TG curves of CP-BA1-M–CP-BA4-M under constant temperature conditions of 270 °C.

Notably, the MEV for the weight loss of CP-BA4-M was merely 60%, while the observed value was 60.3%. This indicates that it is fundamentally unfeasible to achieve high-yield recycling of MMA from acrylic resins with some proportion of BA units.

On the other hand, as illustrated by the TG curve of CP-BA1 (Fig. 6B), the incorporation of 1 mol% BA was adequate to enhance the thermal stability of the acrylic resins by inhibiting depolymerization. This indicates that 1 mol% BA units are sufficient if copolymerization is performed only to improve thermal stability, and such copolymers promise the chemical recycling of MMA in a moderate yield. Thus, the recovery of MMA from CP-BA1 was investigated. The weight loss of CP-BA1 during heating at a constant temperature of 270 °C, observed by TG analysis, was 37.1%, whereas that of CP-BA1-M was 82.9% (Fig. 6D and S25[†]). Thus, tritylation was effective in enhancing depolymerization at 270 °C. In fact, MMA was obtained in 71.1% yield from 1.0 g of CP-BA1-M by heating at 270 °C for 60 min (Fig. S26[†]).

Conclusions

The partial replacement of MMA units in PMMA with TMA units through bulk/suspension copolymerization or post-polymerization modification enhances the chemical recyclability of the acrylic resins. MMA was recovered with high purity and yield *via* depolymerization under milder thermal conditions than those required for pristine PMMA. The improvement in chemical recyclability through copolymerization is

effective for acrylic resins produced by cell casting and continuous casting methods, which utilize bulk polymerization techniques and are not designed for molding. The optimal composition of the TMA unit (~5%) resulted in slightly improved mechanical toughness, comparable transparency, and adequate chemical recyclability. The appeal of TMA in this copolymerization approach lies in its availability through a single-step reaction using commercial reagents, and its solubility in MMA.

Additionally, TMA or trityl esters offer the advantage of incorporation *via* post-polymerization pendant conversion. This pendant modification effectively enhanced the thermal decomposition of methacrylic resins intended for molding, where thermal depolymerization was inhibited by copolymerization with comonomers such as BA. However, the composition of the BA copolymers should be considered because the anticipated MMA yields were significantly reduced with a slight increase in BA content. The multistep modification process presents another challenge from an economic cost perspective. Therefore, optimization of the copolymer composition and pendant modification procedures are necessary for industrial applications.

Data availability

The data supporting this manuscript is available as part of the ESI[†]



Author contributions

Y. C.: conceptualization, data curation, funding acquisition, investigation, methodology, validation, visualization, writing – original draft. S. H.: investigation, and writing – review & editing. Y. K.: funding acquisition, project administration, resources, supervision, and writing – review & editing.

Conflicts of interest

There are no conflicts to declare.

Acknowledgements

This study was supported by JST, PRESTO, Grant Number JPMJPR22N4 (for Y. K.), and JSPS KAKENHI, Grant Numbers JP 22H02129 and JP 23K23397 (for Y. K.) and JP 23KJ1042 (for Y. C.).

Notes and references

- 1 M. Sponchioni and S. Altinok, in *Advanced Chemical Engineering*, ed. D. Moscatelli and M. Pelucchi, Academic Press, 2022, vol. 60, pp. 269–287.
- 2 U. Ali, K. J. B. A. Karim and N. A. A. Buang, *Polym. Rev.*, 2015, **55**, 678–705.
- 3 K. Gkaliou, L. Benedini, Z. Sárossy, C. D. Jensen, U. B. Henriksen and A. E. Daugaard, *Waste Manage.*, 2023, **164**, 191–199.
- 4 J. C. Worch and A. P. Dove, *ACS Macro Lett.*, 2020, **9**, 1494–1506.
- 5 J. De Tommaso and J.-L. Dubois, *Polymers*, 2021, **13**, 2724.
- 6 L. E. Manring, *Macromolecules*, 1988, **21**, 528–530.
- 7 L. E. Manring, *Macromolecules*, 1989, **22**, 2673–2677.
- 8 L. E. Manring, D. Y. Sogah and G. M. Cohen, *Macromolecules*, 1989, **22**, 4652–4654.
- 9 L. E. Manring, *Macromolecules*, 1991, **24**, 3304–3309.
- 10 W. K. Busfield, in *Polymer Handbook*, ed. J. Brandrup, R. H. Immergut and E. A. Grulke, Wiley, 1999, vol. 1.
- 11 Y. Sano, T. Konishi, M. Sawamoto and M. Ouchi, *Eur. Polym. J.*, 2019, **120**, 109181.
- 12 H. S. Wang, N. P. Truong, Z. Pei, M. L. Coote and A. Anastasaki, *J. Am. Chem. Soc.*, 2022, **144**, 4678–4684.
- 13 R. Whitfield, G. R. Jones, N. P. Truong, L. E. Manring and A. Anastasaki, *Angew. Chem., Int. Ed.*, 2023, **62**, e202309116.
- 14 M. R. Martinez, D. Schild, F. De Luca Bossa and K. Matyjaszewski, *Macromolecules*, 2022, **55**, 10590–10599.
- 15 F. De Luca Bossa, G. Yilmaz and K. Matyjaszewski, *ACS Macro Lett.*, 2023, **12**, 1173–1178.
- 16 J. B. Young, R. W. Hughes, A. M. Tamura, L. S. Bailey, K. A. Stewart and B. S. Sumerlin, *Chem*, 2023, **9**, 2669–2682.
- 17 N. De Alwis Watuthanthrige, R. Whitfield, S. Harrison, N. P. Truong and A. Anastasaki, *ACS Macro Lett.*, 2024, **13**, 806–811.
- 18 R. W. Hughes, M. E. Lott, I. S. Zastrow, J. B. Young, T. Maity and B. S. Sumerlin, *J. Am. Chem. Soc.*, 2024, **146**, 6217–6224.
- 19 M. T. Chin, T. Yang, K. P. Quirion, C. Lian, P. Liu, J. He and T. Diao, *J. Am. Chem. Soc.*, 2024, **146**, 5786–5792.
- 20 H. S. Wang, M. Agrachev, H. Kim, N. P. Truong, T.-L. Choi, G. Jeschke and A. Anastasaki, *Science*, 2025, **387**, 874–880.
- 21 J. B. Young, S. L. Goodrich, J. A. Lovely, M. E. Ross, J. I. Bowman, R. W. Hughes and B. S. Sumerlin, *Angew. Chem., Int. Ed.*, 2024, e202408592.
- 22 Y. Okamoto, *Proc. Jpn. Acad., Ser. B*, 2015, **91**, 246–261.
- 23 K. D. Berlin, L. H. Gower, B. S. Rathore, G. P. Sturm, J. W. White, J. B. Richards and M. Peterson, *J. Org. Chem.*, 1963, **28**, 2039.
- 24 Y. Wang, M. Ding, Y. Luo and F. Wang, *J. Polym. Sci., Part C*, 1989, **27**, 475–479.
- 25 K. Ishitake, K. Satoh, M. Kamigaito and Y. Okamoto, *Angew. Chem., Int. Ed.*, 2009, **48**, 1991–1994.
- 26 Thermal degradation below 200 °C was not observed for CP-1, suggesting the absence of head-to-head linkages. The detailed discussion is available in the ESI (Fig. S3 and accompanying discussion)†
- 27 T. Ozawa, *Bull. Chem. Soc. Jpn.*, 1965, **38**, 1881–1886.
- 28 Y.-H. Hu and C.-Y. Chen, *Polym. Degrad. Stab.*, 2003, **82**, 81–88.
- 29 B. Brooks, *Chem. Eng. Technol.*, 2010, **33**, 1737–1744.
- 30 K. Albrecht, M. Stickler, T. Rhein, in *Ullmann's Polymers and Plastics: Products and Processes*, Wiley-VCH, 2016, vol. 2, pp. 885–898.
- 31 B. Sandner and C. Bischof, *Angew. Makromol. Chem.*, 1983, **115**, 207–219.
- 32 G. Jiang, C. Guhrenz, A. Kirch, L. Sonntag, C. Bauer, X. Fan, J. Wang, S. Reineke, N. Gaponik and A. Eychmüller, *ACS Nano*, 2019, **13**, 10386–10396.
- 33 P. Smith and L. Goulet, *J. Polym. Sci., Part B*, 1993, **31**, 327–338.

