

Cite this: *RSC Adv.*, 2018, 8, 6634Received 20th November 2017
Accepted 30th January 2018

DOI: 10.1039/c7ra12625e

rsc.li/rsc-advances

Application of asymmetric Sharpless aminohydroxylation in total synthesis of natural products and some synthetic complex bio-active molecules

Majid M. Heravi, * Tahmineh Baie Lashaki, Bahareh Fattahi and Vahideh Zadsirjan*

This report illustrates the applications of Asymmetric Sharpless Aminohydroxylation (ASAH) in the stereoselective synthesis of vicinal amino alcohols as important intermediates in the total synthesis of complex molecules and natural products with significant biological activities. The ASHA allows the regio-*syn*-selective synthesis of 1,2-amino alcohols *via* reaction of alkenes with salts of *N*-halosulfonamides, -amides and -carbamates employing osmium tetroxide (OsO₄) as an efficient catalyst. In this reaction, chirality is induced *via* the addition of dihydroquinine- and dihydroquinidine as derived chiral ligands.

1. Introduction

Amino alcohols contain both an amine and an alcohol group. Enantiomerically pure amino alcohols play a progressively significant role in pharmaceutical therapy.¹ β -Amino alcohols

can be used as chiral auxiliaries in asymmetric synthesis.² Amino alcohol derivatives are currently being studied for their antimicrobial and antifungal activities, and in the modulation of the physiochemical properties of drug molecules.³ The commercial availability or easy accessibility of amino alcohols makes them an appealing class of versatile promoters to exploit in modern organic synthesis.^{4,5} Significantly, they are frequently

Department of Chemistry, School of Science, Alzahra University, Vanak, Tehran, Iran.
E-mail: mmh1331@yahoo.com; mmheravi@alzahra.ac.ir; z_zadsirjan@yahoo.com



Majid M. Heravi was born in 1952 in Mashhad, Iran. He received his B. Sc. degree from the National University of Iran in 1975 and his M. Sc. and Ph. D. degrees from Salford University, England in 1977 and 1980, respectively. He completed his doctoral thesis under the supervision of the late Jim Clarck in Salford University, England. He started his career as a research fellow in Daroupakhsh (a pharmaceutical company) in 1981 Tehran, Iran and joined as an assistant professor to Ferdowsi University of Mashhad, Iran in 1983, and was promoted to associate professor in 1993 and full professor in 1997 in the aforementioned university. In 1999 he moved to Alzahra University of Tehran, Iran as professor of chemistry where he still works. He has previously been a visiting professor at UC Riverside, California, USA and Hamburg University, Hamburg, Germany. His research interests focus on heterocyclic chemistry, catalysis, organic methodology and green synthetic organic chemistry.



Tahmineh Baie Lashaki was born in Chalous, Iran in 1985. She received her B. Sc. in applied Chemistry from Mazandaran University in 2007, and her M. Sc. by course in 2010 in organic chemistry at chemical and chemical engineering center of Iran. She is currently working towards her Ph. D. in Organic chemistry at Alzahra University under the supervision of Dr Hossein A. Oskooie. Her

research is focused on heterocyclic chemistry, nanocatalysts and green synthetic organic chemistry.



used as pharmacophores in drug discovery, thus their asymmetric synthesis has always been in much demand.

The *vic*-amino alcohol moiety can be provided by coupling of two units, one containing the oxygen functionality and the other one containing the nitrogen functionality, with a simultaneous formation of a new carbon–carbon bond involving vicinal chiral centers that requires both enantio- and diastereo control. Generally, this approach is limited to certain types of substrates. This approach can be achieved *via* Mannich-type reactions,⁶ that one sophisticated example on a highly stereoselective Mannich-type reaction is based on a nucleophilic additions of α -alkoxy enolates to imines affording amino alcohols with high to excellent yields.⁷

The *vic*-amino alcohols could also be synthesized employing Lewis acid-catalyzed aldol reactions. Zirconium/BINOL-catalyzed reactions of glycine derived silyl ketene acetals to aldehydes furnishes *anti*- β -hydroxy- α -amino acids in excellent yields and enantioselectivities.⁸

Another approach is to utilize the stereo directing influence of a preexisting chiral center. This can be achieved by nucleophilic additions to α -amino aldehydes, which often proceed with good diastereoselectivity. An example, is a divergent strategy for substrate-controlled diastereoselective synthesis of aminodiols based on nucleophilic Mukaiyama aldol additions to α -amino- β -silyloxy aldehydes.⁹ The most direct approach toward enantioselective synthesis of *vic*-amino alcohols is the asymmetric Sharpless aminohydroxylation (ASAH) of alkenes. The chiral catalyst utilized in this reaction is the same as in the asymmetric Sharpless dihydroxylation reaction (ASDH). α,β -Unsaturated esters and phosphonates have proven to be the most appropriate substrates for this reaction. Although this transformation is an attractive approach to the direct enantioselective synthesis of amino alcohols, the yields are frequently moderate perhaps due to regioselectivity complications.¹⁰

ASAH features the *syn*-selective synthesis of 1,2-amino alcohols through treatments of alkenes with salts of *N*-halosulfonamides, -amides and -carbamates in the presence of osmium tetroxide as a catalyst. Moreover, chirality is induced *via* the addition of chiral ligands such as dihydroquinine- and

dihydroquinidine.¹¹ ASAH reaction offers practically direct access to the collection of amino alcohols, which is present in several biologically active complex molecules and naturally occurring compound.¹²

Consequently, the ASAH reaction speedily obtained the eminence of its other K. B. Sharpless forerunners such as, the asymmetric Sharpless epoxidation (ASE)¹³ and asymmetric Sharpless dihydroxylation (ASD)¹⁴ strategies, thus belongs to the important other pieces of work already presented by Sharpless and co-workers for which in 2001, he was introduced as a Nobel Prize Laureate in Chemistry.

The reaction, symbolized by the transformation, exhibited in Scheme 1. In this reaction, a complex involving Cinchona alkaloid derived ligands with an osmium species as an oxidant in amalgamation with a stoichiometric nitrogen source is used. A broad range of nitrogen sources are accessible that only differ in the *N*-substituent with each other, thus providing inversely protected amino alcohols. The protecting groups used are usually *t*-butoxycarbonyl (Boc), benzyloxycarbonyl (Cbz), and 2-(trimethylsilyl)ethoxycarbonyl (Teoc).¹⁵

The chiral ligands can induce chirality, leading to enantioselectivity in the products that happens by preference addition to one enantiotopic face of the pro-chiral of an alkene as substrate. As an example, the 1,4-bis(9-*O*-dihydroquininyl)-phthalazine [(DHQ)₂PHAL] as ligand directs addition to the α -face of an alkene **1** to give amino alcohol as products **2** or **3** (Scheme 1) whereas, the 1,4-bis(9-*O*-dihydroquinidinyl)-phthalazine [(DHQD)₂PHAL] ligand guides addition to the β -face of **1**. Significantly, the sense of enantioselective induction meticulously matches that detected in the ASDH reaction, proposing that the similar parameters overriding the *ee* values both in ASD and ASAH process.¹⁵ Noticeably, an additional complication relative to ASDH, which can be arisen, is that in the ASAH reaction the regioselectivity is also an issue. For example, the oxidation of unsymmetrical alkenes **1** ($R^1 \neq R^2$), basically can lead to the formation in two regioisomeric amino alcohol, products **2** and **3**. Frequently, the aromatic linker of the chiral ligand or in the reaction conditions of for instance when phthalazine (PHAL) or anthraquinone (AQN) are used can strongly affect the regioselectivity of the reaction (Scheme 1).¹⁶

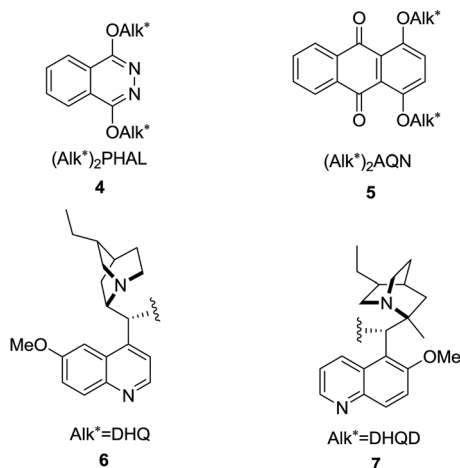
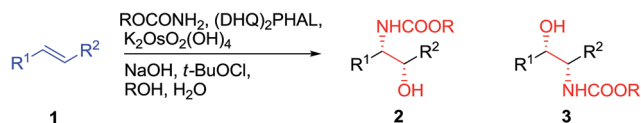


Bahareh fattahi was born in Tehran, Iran in 1988. She received her B. Sc. in Applied Chemistry from Islamic Azad University, Tehran, Iran, in 2010 and her M. Sc. degree in Organic Chemistry at Alzahra University, Iran 2016 under the supervision of Professor Majid M. Heravi. His research is focused on heterocyclic chemistry, catalysis, organic methodology and green synthetic organic chemistry.



Vahideh Zadsirjan was born in Shiraz, Iran in 1979. She received her B. Sc. in Pure Chemistry from Kharazmi University in 2002, and her M. Sc. by course in 2007 and Ph. D. degrees in organic chemistry in 2016 under the supervision of Professor Majid M. Heravi from Alzahra University Tehran, Iran. His research is focused on heterocyclic chemistry, catalysis, organic methodology and green synthetic organic chemistry.





Scheme 1

It should be seriously noticed that the control of regioselectivity is habitually the highest challenge in the application of the ASAH reaction in organic and especially in the total synthesis of natural products. Noticeably, in spite of the vast potential of this reaction, in the early years of introduction of ASAH reaction only relatively few researchers showed interest to develop such an important synthetic approach. Also, it was largely overlooked to be used as a key step in the total synthesis of natural products. Probably, this lack of interest was due to the challenging the problem of controlling of both the regio- and enantioselectivity of the ASAH reaction when the complex molecules are being used as substrates. However in recent years, several efficient approaches for circumventing such problems have been attempted and opened new gate away for the effective and facile synthesis of amino alcohols being used as precursors in a crucial step of the complex molecules and natural products comprising these important motifs.¹⁵

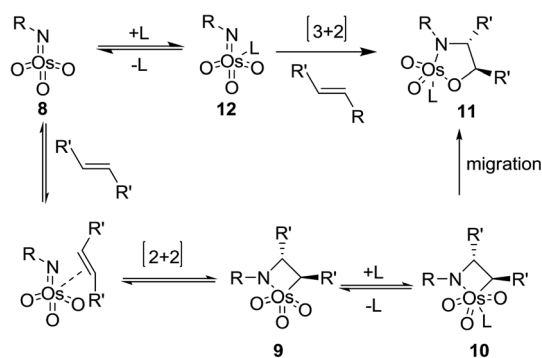
We are interested in asymmetric synthesis^{17–25} especially those applied to total synthesis of natural products.^{18,26–34} We recently published on the applications of Sharpless asymmetric epoxidation (SAE)²⁴ and Sharpless asymmetric dihydroxylation (SAD)²⁰ in the total synthesis of natural products. As a supplementary, in this report we try to underline the applications of asymmetric Sharpless aminohydroxylation (ASAH) in the synthesis of natural products showing biological properties. It should be mentioned that ASAH reaction has been reviewed previously, comprising the application of this reaction.^{11,12,35–37} It is worthy to mention that in 2002, the mechanism as well as applicability of ASAH in common synthetic tasks along with its scope and limitation were fully discussed.³⁸ In this review, we only focus on ASHA reaction in the total synthesis of natural products as a supplementary to our previous reports.^{20,24} We have covered the applications ASAH reaction in the total

synthesis of natural products and some complex molecules with significant biological activities, which have not been necessarily isolated from natural sources.

2. Mechanism

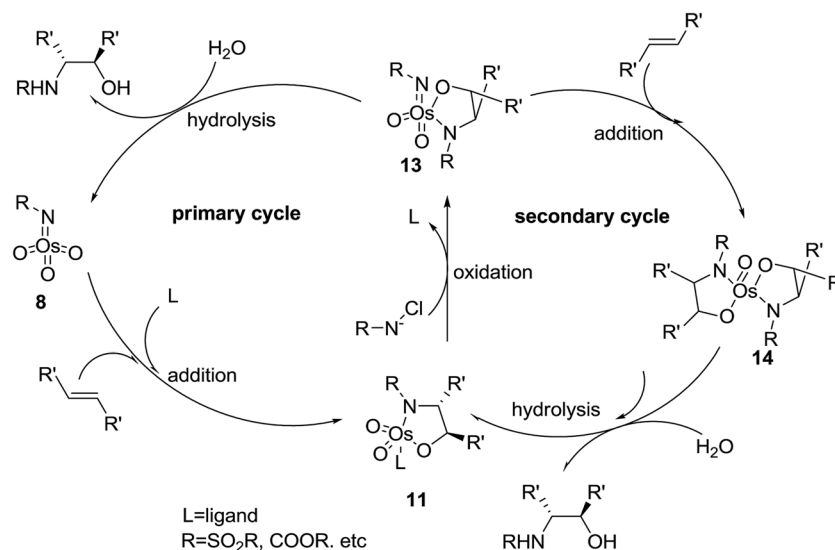
Two different mechanisms have been proposed for ASAH reaction, that both proposals are closely based on mechanistic investigations of its forerunner, the ASDH reaction. The first mechanism was proposed by Sharpless.³⁹ It actually counterparts the mechanism suggested for ASDH reaction.⁴⁰ It involves a classical [2 + 2] cycloaddition of the alkene to the imido trioxosmium species **8** generates the osmaazetidine **9**, which subsequently coordinated to ligand to provide intermediate **10**. The latter was subjected into 1,2-migration of the carbon–osmium bond to create the osmium azaglycolate **11** as an addition product. However, this mechanism was argued from electronic point of view. It has been found that nitrogen is often added to the β -carbon of alkenes attached to an electron withdrawing group, regioselectively.³⁹ The advantage properties of the ligand on the enantio- and regioselectivity of ASAH reaction take place by inducing the position of the equilibrium thus, preferring one of the diastereomeric complexes denoted by **10** or by controlling the relative rate of ultimate bond migration to form **11** (Scheme 2).⁴¹

The second suggested mechanism involves⁴² the formal [3 + 2] cycloaddition of ligand-bound complex **12** to the alkene, similar to the Criegee mechanism for osmium-catalyzed dihydroxylation.⁴³ In this occasion, it is assumed that the selectivity of the addition is controlled by catalyst–substrate interactions. However, serious dispute⁴⁴ is enclosed for the related mechanism to the osmium-mediated ASDH reaction. Nevertheless, several recent conclusions, comprising kinetic isotope effects⁴⁵ and computational studies,^{45,46} favors to the mechanism involving [3 + 2] cycloaddition reaction. This instance aside, the mechanistic route for the vital bond-formation step related to with ASAH reaction, which demands further study. Regardless of the precise mode of addition, it is observed that the ligand enhances the rate, affects regioselectivity and induces excellent enantioselectivity in the ASAH reaction. These observations led to the suggested mechanism illustrated in Scheme 3 it involves two catalytic cycles, each affording different incomes for selectivity and competing to afford different products.^{39,47} The first



Scheme 2





Scheme 3

cycle is promoted by the alkaloid derived ligand and in all ASAH reaction reported till date except one.⁴⁸ It is observed that ligand improves the catalytic transformation relative to the non-ligand-promoted reaction. Ligand-promoted addition of imidotriox-osmium(viii) species **8** to the alkene generates azaglycolate species **11** (Scheme 3). The species **11** can be reoxidized by the nitrogen source to make **12**, which upon hydrolysis is regenerating, **8** and release the product. Worthy to mention that alternatively, **11** can be hydrolyzed with subsequent oxidation to **8**. The oxidised azaglycolate species **11** can also go in the secondary cycle, added to a second alkene affording bis(azaglycolate)osmium species **14**. The addition step of this cycle is nothing to do with the Cinchona alkaloid derived ligand thus, expectedly affording addition products with low enantio- and regioselectivity. Hydrolysis of **14** results in the generation of **11** back which, re-entering to either the primary or the secondary cycle. The hydrolysis of azaglycolate complexes **13** or **14** (ref. 49) is conversion-determining step in both catalytic cycles. Control of the oxidation by performing the reaction in aqueous solvent mixtures is accomplished. Thus, hydrolysis of **13** is preferred leading to preference of the primary cycle.^{39,47} In this case, elimination of the secondary cycle was most efficiently achieved by performing the reaction in which the media involves biphasic aqueous-organic solution.¹⁴ The majority of ASAH reported so far have been performed under homogeneous conditions thus dominance of the secondary cycle bases on efficient hydrolysis of **13** (Scheme 3).

3. Application of asymmetric Sharpless aminohydroxylation (ASAH) in total synthesis of

3.1. Alkaloids

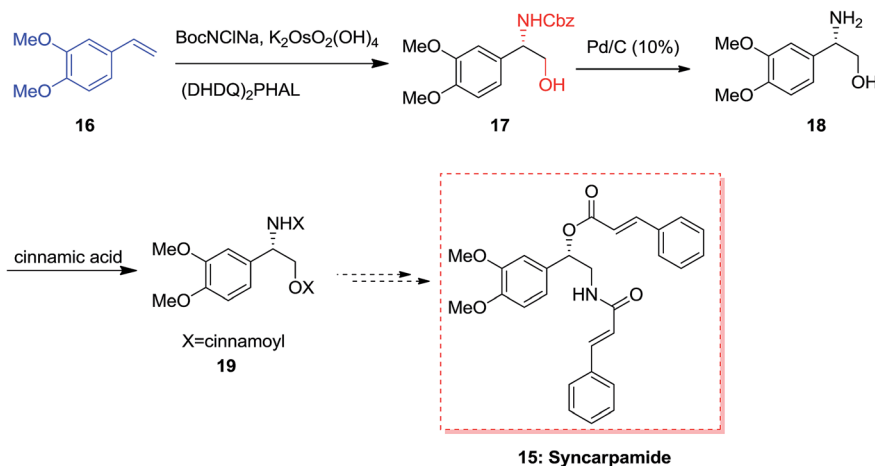
In 2004, Ross and co-workers^{50,51} demonstrated the isolation and antiparasmodial activity of norepinephrine alkaloid,

syncarpamide **15** from the extract leaves of *Zanthoxylum syn-carpum* (Rutaceae). Syncarpamide **15**. This natural product showed antiparasmodial properties toward *P. falciparum*. In 2017, Bhattacharya and co-workers achieved and reported the total synthesis of analogues of syncarpamide **15**. Notably, by considering the structure–activity relationship point of view, the total synthesis of a molecule bearing functional groups inter-changed with reference to the parent molecule *i.e.* regioisomer **19** showing *vis-à-vis* syncarpamide **15** was contemplated. In this line, dimethoxy styrene **16** underwent ASAH⁵² providing compound **17** which upon Cbz deprotection using Pd/C (10%) completed the total synthesis of desired target amino alcohol **18** that was coupled with cinnamic acid to supply the desired regioisomer **19** of syncarpamide **15** (Scheme 4).⁵³

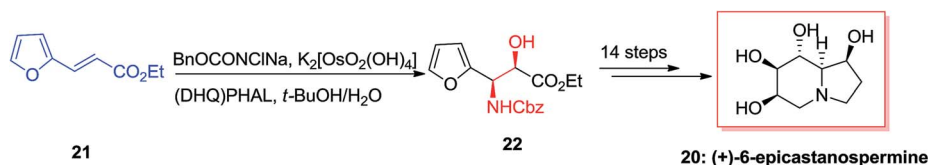
(+)-6-Epicastanospermine **20**, exist along with castanospermine was initially found in Australian legume is a potent inhibitor of amyloglucosidase (an *exo*-1,4- α -glucosidase).⁵⁴ A highly effective stereoselective total synthesis of (+)-6-epicastanospermine **20** was established using the ASAH reaction of furyl acrylate **21** as an essential step. Remarkably, one of the striking aspects of this method based on its intrinsic flexibility is the stereoselectivity of ASAH reaction of furyl acrylate, which could be achieved by using various ligands. ASAH reaction of furyl acrylate **21** by employing (DHQ)₂PHAL as the chiral ligand produced β -hydroxy- α -furfurylamine **22** in 87% ee and 62% yields.⁵⁵ Finally, compound **22** was subjected to different reactions in 14 steps provided the desired natural product (+)-6-epicastanospermine **20** (Scheme 5).⁵⁵

(–)-Ephedradine A (orantine, **23**), a complex macrocyclic spermine alkaloid, was extracted by Hikino and co-workers in 1979 that found as one of the hypotensive components of the Chinese traditional drug “mao-kon.”^{56–58} For the total synthesis of (–)-ephedradine A **23**, carboxylic acid **24** has been applied as starting compound that upon 11 steps gave the cinnamate **25**. Significantly, simple and diastereoselective incorporation of the nitrogen atom in cinnamate **25** has been accomplished through





Scheme 4



Scheme 5

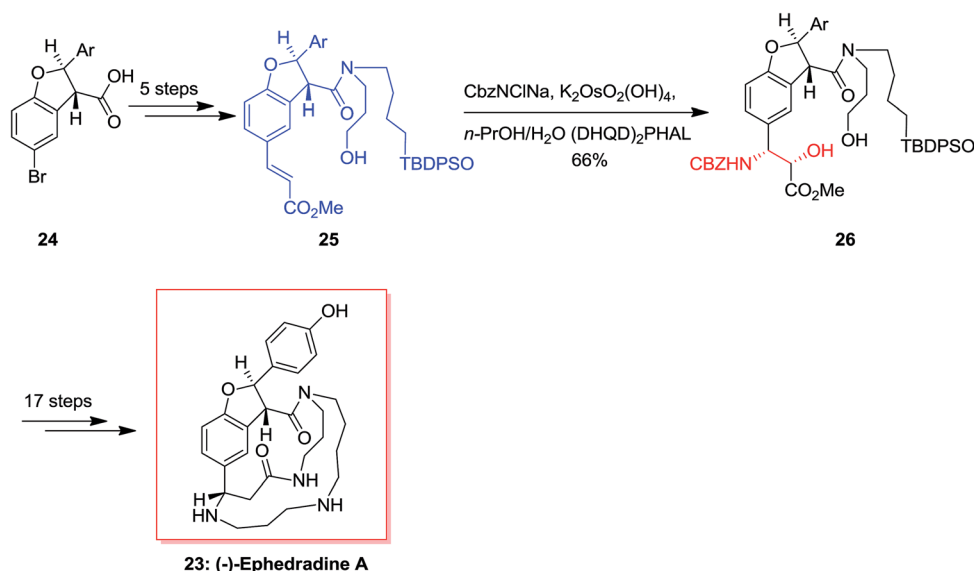
the ASAH reaction to give **26** as the main product (12 : 1). Upon several steps, the desired natural product **23** was provided (Scheme 6).^{59,60}

3.2. Amino alcohols

The essential vicinal amino alcohol group was provided regio- and enantioselectively using Os-mediated ASAH reaction of the planned achiral olefin.⁶¹ Total synthesis of polyhydroxylated

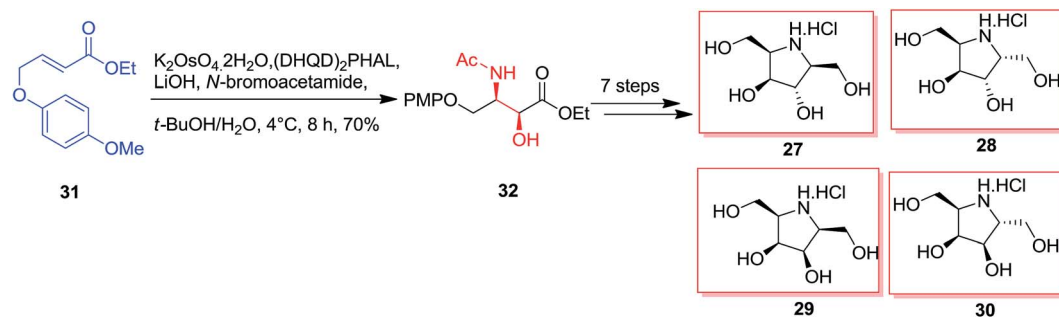
pyrrolidine **27–30** was started from the olefin **31**. The ASAH reaction of the olefin **31** by using (DHQD)₂PHAL and *N*-bromoacetamide gave the *syn*-amino alcohol **32** with a high regioselectivity (>20 : 1) and ee (>99%), that after seven steps afforded the desired polyhydroxylated pyrrolidines **27–30** (Scheme 7).⁶²

Optically active α -furfuryl amines have stimulated the attention of organic chemists in recent years, since they are extremely

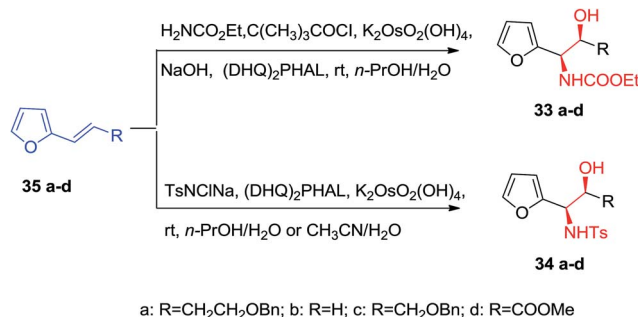


Scheme 6





Scheme 7



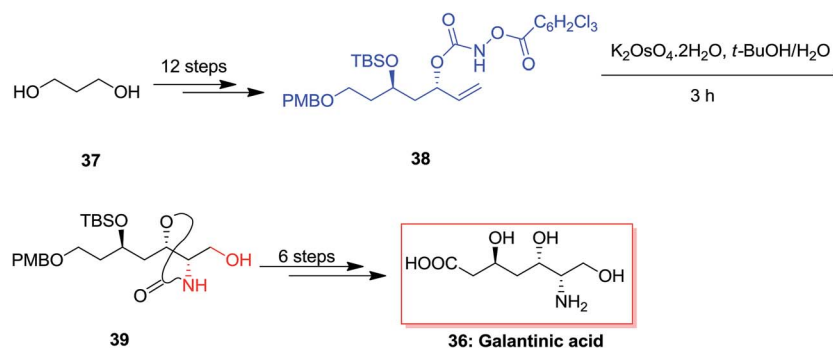
Scheme 8

valuable building scaffolds for the formation of a significant range of nitrogen comprising naturally occurring compounds, including α -amino acids, indolizilines, β -lactams, piperidine and quinolizidines alkaloids.⁶³ Significantly, ASAH reaction is a very valuable approach for providing both amino and hydroxy substituents directly to the olefins with excellent ee. ASAH reaction of α -furyl ethylenes **35a–d** yielded the α -furfuryl amines **33a–d** or **34a–d**, that might be the valuable chiral building scaffolds for the construction of polyhydroxylated indolizidine alkaloids, for example castanospermine, that is a powerful inhibitor of glycosidase and glycoprotein processing (Scheme 8).^{63,64}

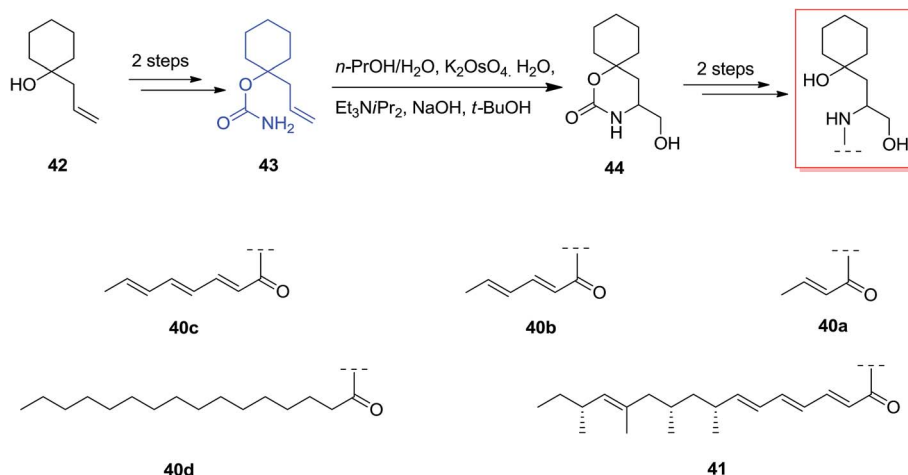
An efficient synthetic method was demonstrated for the synthesis of (–)-galantic acid **36** by using iterative hydrolytic kinetic resolution and tethered ASAH reaction as the main stages. The synthesis of (–)-galantic acid **36** was initiated

from market purchasable 1,3-propanediol **37**, that upon 12 steps yielded compound **38**. Next, compound **38** was exposed to tethered ASAH reaction based on improved and normalized reaction conditions. Significantly, slow addition of K₂OsO₄·2H₂O to the solution of **38** in *t*-BuOH/H₂O provided the masked amino alcohol **39** in 75% yields. Finally, after six steps, (–)-galantic acid **36** was synthesized in 1.52% overall yields (Scheme 9).⁶⁵

Scyphostatin was extracted from a mycelial extract of *Dasy-scyphus mollissimus* SANK-13892 in 1997 by Ogita and co-workers and its gross structure identified by widespread spectroscopic and derivatisation studies.⁶⁶ Kenworthy and co-workers described using the first tethered aminohydroxylation reaction using a tertiary alcohol as part of a route to synthesize analogues of the naturally occurring sphingomyelinase inhibitor, scyphostatin. The tethered aminohydroxylation of 1-allyl-cyclohexanol provides the β -amino alcohol product, in masked form, with the requisite regiochemistry. Total synthesis of β -amino alcohols was started from the known homo-allylic alcohol **42**, which was provided in quantitative yields from cyclohexanone, was reacted with trichloroacetyl isocyanate. Next, the carbamate **43** was produced through methanolysis of the intermediate trichloroacetylcarbamate in high yield. In the following, reaction of **43** based on the usual TA conditions⁶⁷ resulted in construction of cyclic carbamate **44** in 40% yield, with recovery of 45% of the starting compounds. Two more reactions has been used to provide the analogues **40a–d** and **41** in satisfactory yield, with no protection required during the method (Scheme 10).⁶⁸



Scheme 9

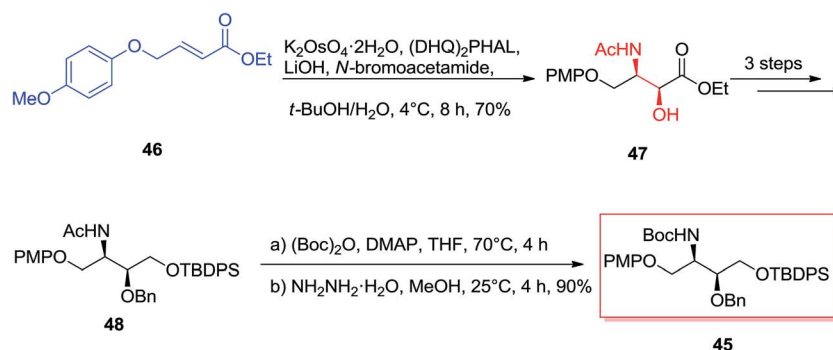


Scheme 10

Enantiomerically vicinal amino alcohol derivatives make a significant group of natural and synthetic organic compounds.⁶⁹ Among these, of particular attention are the orthogonally masked 2-amino-1,3,4-butanetriols (ABTs), meanwhile they can give useful four carbon chiral building blocks for the enantioselective synthesis of an extensive range of biologically significant organic compounds including anticancer agents, antiviral agents, and antibiotics.⁷⁰ Theoretically, the most effective approach for the providing of the vicinal amino alcohol functionality and stereochemistry of ABTs would be through the ASAH reaction of suitable four carbon olefins. Singh and co-workers demonstrated a tremendously concise and stereoselective synthesis of the orthogonally masked ABTs.⁷¹ Enantioselective synthesis of the orthogonally masked *anti* and *syn*-ABTs was established that used the regioselective ASAH reaction of oxazoline and olefins chemistry. Moreover, since the enantiomers of **45** can be prepared by using (DHQD)₂PHAL ligand in place of (DHQD)₂PHAL for the regioselective ASAH reaction of **46**, this method demonstrates a common solution for the complete enantioselective synthesis of ABTs from the easily accessible achiral olefin **46**.⁷¹ Scheme 11 illustrates synthesis of the orthogonally masked *syn*-ABTs initiating from the achiral α,β -unsaturated ester **46**, that the regioselective ASAH reaction of **46**

gave the *syn*-amino alcohol **47** with a high ee (>99%) and regioselectivity (>20 : 1). Remarkably, the 4-(*p*-methoxy)phenoxy group of in **46** shows a dual role in synthesis: its aryl-aryl stacking interaction with the aryl groups of the ASAH catalyst can improve enantio- and regioselectivity of the ASAH reaction of **46**, and also it can serve as a suitable alcohol masking group (role as a protection group). Next, *syn*-amino alcohol **47** after several steps produced the *N*-acetyl group of **48**, that was converted into the more readily removable and manipulable *N*-*t*-butyloxycarbonyl (Boc) group *via* reacting Boc anhydride and hydrazine hydrate in MeOH to yield **45**. Significantly, the short enantioselective synthesis of the orthogonally masked *syn*-(2*R*,3*S*)-2-amino-1,3,4-butanetriol **48** has been performed in an overall 51.9% yields.⁷¹

In 2013, the first stereoselective total synthesis of the marine-obtained antimicrobial amino-alcohol derivatives, crucigasterins A **49**, B **50** and D **51** were accomplished initiating from pent-3-en-1-ol **52**. This approach includes the ASAH reaction and Wittig olefinations as the essential stages. Total synthesis of crucigasterins A **49**, B **50** and D **51** were started from the alcohol **52** that was transformed into its TBDPS ether **53** through reaction with imidazole and TBDPSCl. In the following, the double bond of compound **53** was exposed to ASAH reaction by (DHQD)₂PHAL, *t*-BuOCONH₂ and K₂OsO₄·2H₂O to give amino

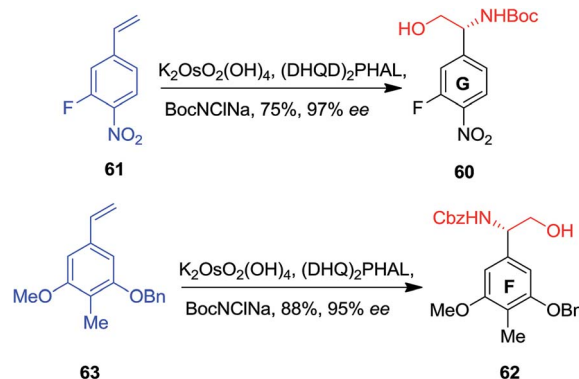


Scheme 11



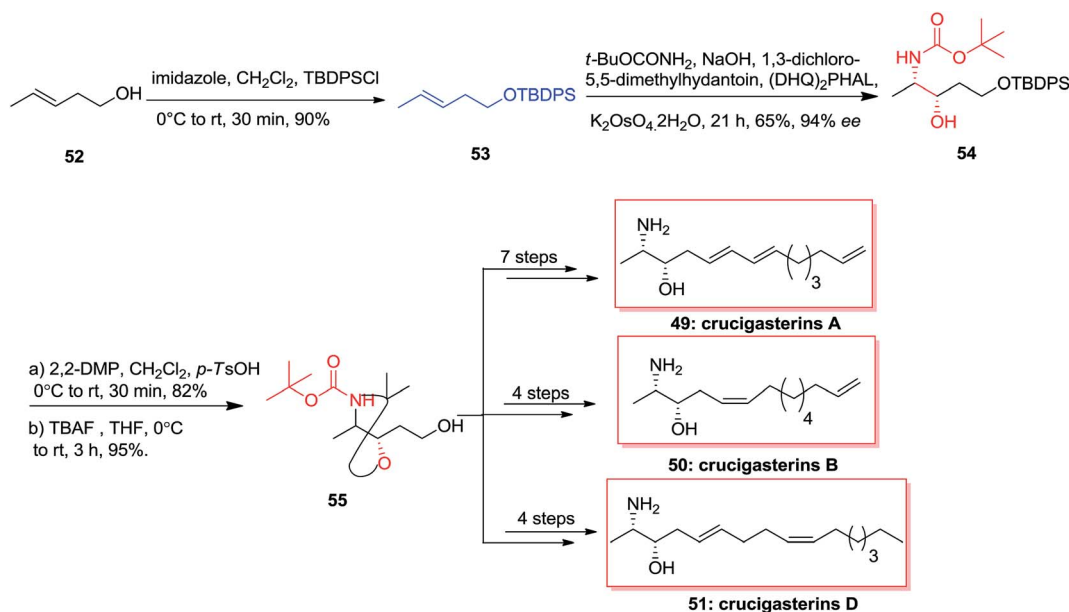
alcohol **54**. Next, aminoalcohol **54** was protected by 2,2-DMP and then the ether group was cut by TBAF to produce the intermediate **55**. Finally and upon several steps, the natural products crucigasterins A **49**, B **50** and D **51** were synthesized *via* different routes (Scheme 12).⁷²

Cytoxazone **56**, a natural occurring compound, was extracted in 1998 from a fermentation broth of *Streptomyces* sp.⁷³ Total synthesis of optically pure (–)-cytoxazone and (+)-*epi*-cytoxazone **57** have been reported by Milicevic and co-workers initiating from easily accessible methyl *p*-methoxycinnamate **58**. The desired *anti*-amino alcohol **59** configuration was developed by mixing ASAH reaction and the configurational inversion of the intermediate amido alcohol through an oxazoline. For the synthesis of (–)-cytoxazone **56**, ASAH reaction of **58** with (DHQD)₂PHAL afforded the corresponding amido alcohol **59** in 72% yield. Remarkably, optically pure (–)-cytoxazone **56** was prepared in six steps and in 31% overall yield. Furthermore, in a similar way, (+)-*epi*-cytoxazone **57** was synthesized from **58**, in five steps and 36% overall yields (Scheme 13).⁷⁴

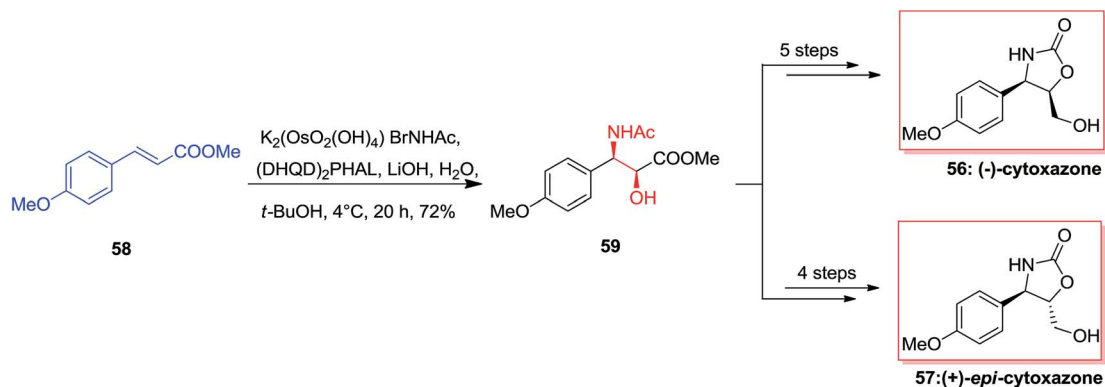


Scheme 14

In 2004, Boger and co-workers reported the first total synthesis of the ristocetin aglycon using a modular and extremely convergent method.⁵² In this approach, for the synthesis of the F and G ring phenylglycine precursors, ASAH reaction were used as



Scheme 12



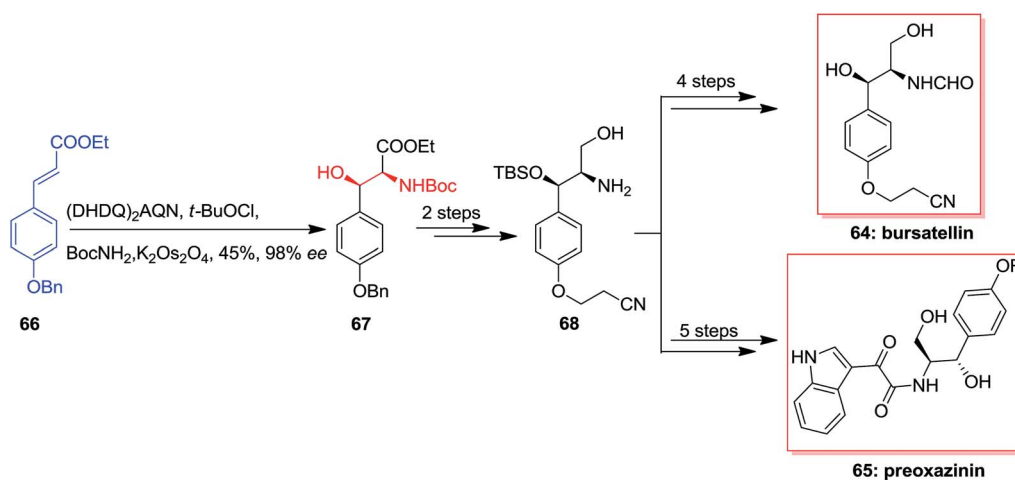
Scheme 13



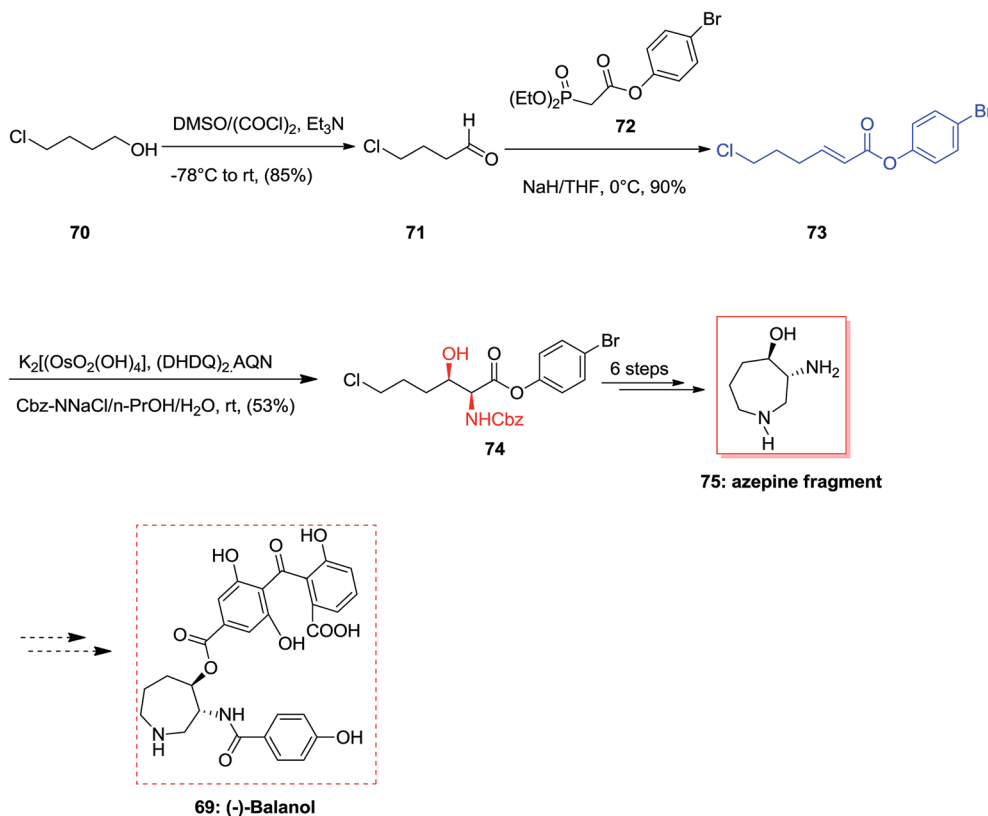
the key step. The G ring precursor **60**, an (*R*)-phenylglycinol, has been provided from vinylbenzene **61** that after ASAH reaction yielded (*R*)-phenylglycinol **60** in 75% yields and 97% enantioselectivity. Remarkably, the F ring (*S*)-phenylglycinol **62**, has been produced from nitro vinylbenzene **63** and ASAH reaction in the presence of CbzNClNa resulted in (*S*)-phenylglycinol **62** in 88% yields and 95% enantioselectivity (Scheme 14).⁵²

In 2006 Cimminello and co-workers reported isolation of oxazinin-4 from toxic mussels. Several members of this group

was extracted and some of the members such as oxazinin-1 has shown biological properties.⁷⁵ Due to lack of toxicological studies of oxazinines and restriction of isolation, several attempts has been done to form different members of this group.^{76,77} In this route, Dethe and co-workers in 2013 reported total synthesis of preoxazinin **65** and bursatellin **64**. Total synthesis of them was initiated from phenyl acrylate **66**, which using ASAH afforded directly Boc protected amino alcohol **67** in 45% yields and 98% enantioselectivity. Next, masked amino



Scheme 15



Scheme 16



alcohol **67**, upon some steps, resulted in Boc-protected amine **68** in high yields. In the following, amine **68** through different pathways generated bursatellin **64** in 80% yield and also, the natural product preoxazinin **65** (Scheme 15).⁷⁸

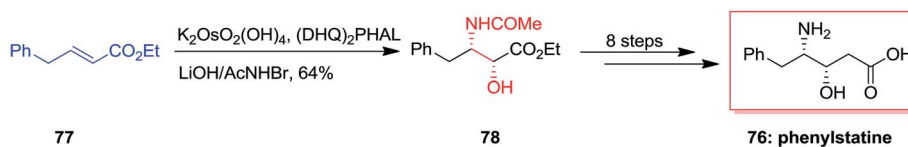
3.3. Amino acids and peptides

(-)-Balanol **69**, an uncommon metabolite, was initially extracted from the fungus *Verticillium balanoides*⁷⁹ in 1993. However, then again in 1994 compound **69** was extracted and isolated from different fungus, *Fusarium merismoides*.⁸⁰ Compound **69** showed being a strong inhibitor of human protein kinase C (PKC). Latter, this enzyme group showed an essential role in signal transduction routes which result in a range of cellular responses involving gene expression and cellular proliferation.⁸¹ Therefore, this class of enzymes were considered as significant and a vital and potent biologically active target for the designing of anticancer drugs and therapeutic agents to control inflammation, as well as central nervous system disorders, cardiovascular disorders, and even to heal HIV infection. An outstanding strategy towards the concise formal total synthesis of the active protein kinase C inhibitor (-)-balanol **69** was achieved and reported by Panek and co-workers in 2000. This protocol relies on a modified ASAH of the α,β -unsaturated aryl ester. The aryl ester functionality and the dihydroquinyl alkaloid ligand system (DHQ)₂-AQN are employed to control the enantio- and regioselectivity of the process. According to this pathway, the synthesis of the azepine ring of (-)-balanol was accomplished in eight steps and in an overall yield of 16%.⁸²

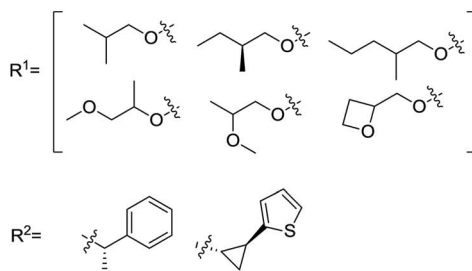
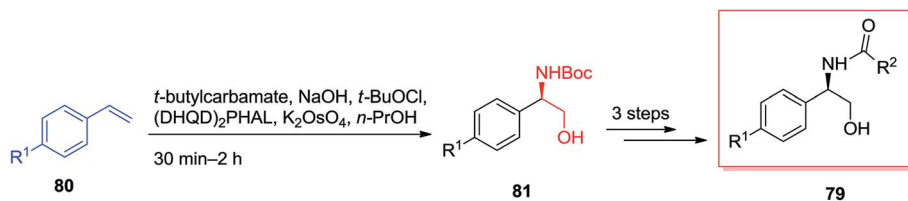
More importantly, the two stereogenic centers present in the target natural product **69** were generated *via* a ASAH methodology using modified olefin substrates. The synthesis of azepine core of (-)-balanol commenced from market purchasable 4-chloro-1-butanol which in two steps afforded olefin **73** in 77% overall yield. The ASAH of **73** accomplished as anticipated giving the α -amino- β -hydroxy ester **74** with satisfactory levels of enantioselectivity (82% ee). By ¹H-NMR data analysis of the crude product, the ratio of regioisomers was determined as >20 : 1. As a result, the hexahydroazepine core **75** was provided in eight steps (from 4-chloro-1-butanol) with an overall yield of 16% (Scheme 16).⁸²

Kumar and co-workers in 2004 developed a stereoselective construction of phenylstatine **76** by using an ASAH reaction as the main step. Therefore, ASAH reaction of α,β -unsaturated ethyl ester **77** using K₂Os₂(OH)₄ as the oxidant reagent, (DHQ)₂PHAL as a chiral ligand and *N*-bromoacetamide (AcNHBr) as the nitrogen source gave the desired *N*-acetyl derivative **78** in a 10 : 1 regioisomeric ratio and 64% yields with 89% ee, that after some steps afforded phenylstatine **76** (Scheme 17).⁸³

57GPR88 was a member of the G protein coupled receptor (GPCR) showing expressive effect central nervous system and significant influence in peripheral tissues involving liver.⁸⁴ Dzierba and co-workers explored the structure-activity relationships for this superfamily by examining the compounds in GPR88 functional analyses.⁸⁵ A series of phenylglycinols and phenyl amines relied on an HTS hit were prepared and



Scheme 17

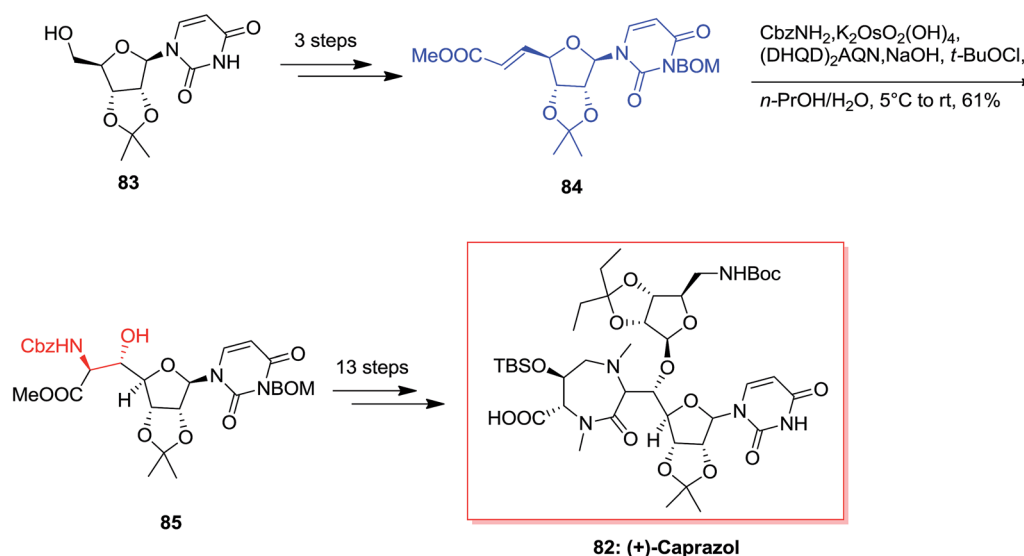


Scheme 18

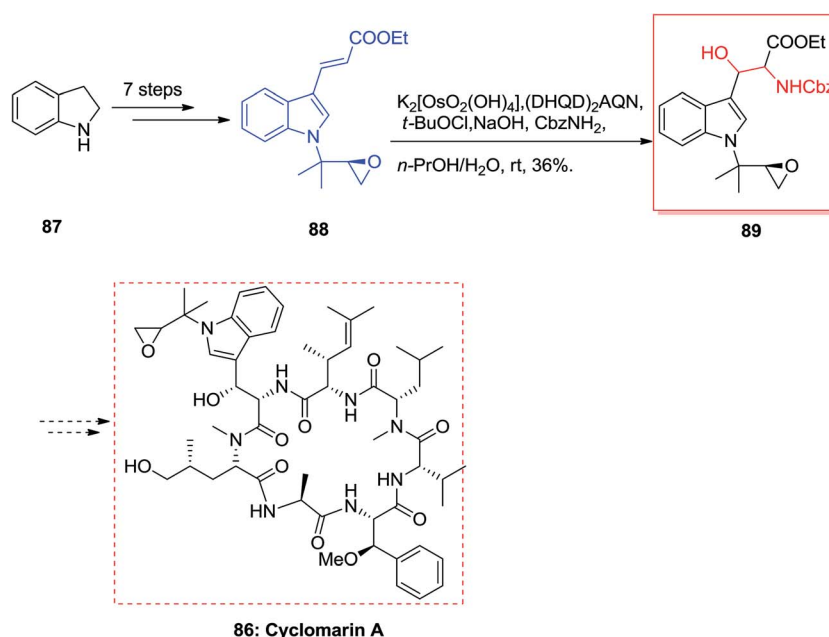


examined for potency as agonists of GPR88 by Dzierba and co-workers in 2015. An initial set of biaryl analogs demonstrated moderate agonist property. The common synthesis of the phenylglycinol analogs was shown in Scheme 18. For the synthesis of phenylglycinol **79**, ASAH reaction of the vinyl group of **80** gave optically pure Boc-masked amino alcohol **81** that after three steps afforded the phenylglycinol **79**. Replacement of the terminal ring of the biaryl group with an aliphatic ether was anticipated to decrease the lipophilicity of the analogs. Therefore, a number of ether analogs has been synthesized by changing the length and branching of the alkoxy group.⁸⁵

Caprazamycins, lipo-nucleoside antibiotics, are a mixture containing 7 aliphatic side chains that are different in lengths and branched patterns. They were screened showing remarkable anti-tuberculosis (TB) activities.⁸⁶ Among these aliphatic acids, the extracted and isolated prazamycin B showed being the most powerful anti-TB compound, because it can inhibit the action of MraY, an enzyme, responsible for the peptidoglycan biosynthesis.⁸⁷ Total synthesis of caprazol **82** has been initiated from isopropylideneuridine **83** that upon over three steps afforded **84** (*trans/cis* = 37 : 1). Next, ASAH reaction of **84** using (DHQD)₂AQN as a chiral ligand gave **85** with a 5'*S*,6'*S*/5'*R*,6'*R* ratio of 86 : 14. Without the chiral ligand, the reversion of the



Scheme 19



Scheme 20



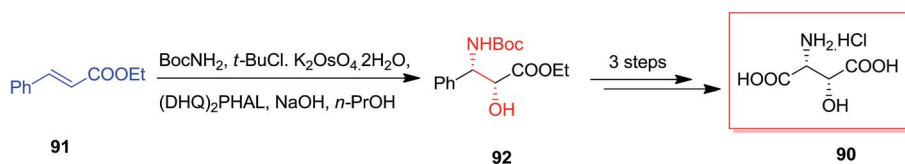
diastereoselectivity occurred and provided **85** in a ratio of 40 : 60 with a decline in yield. Upon several steps, total synthesis of (+)-**82** was accomplished in an extremely short method over 18 steps (Scheme 19).⁸⁸

Cyclomarin A **86** that is a cyclic peptide was extracted by Fenical and co-workers from the marine bacterium *Streptomyces* sp.⁸⁹ Cyclomarin A demonstrated significant anti-inflammatory activities in both *in vivo* and *in vitro* assays.^{90,91} Yokokawa and co-workers in 2002 demonstrated an effective approach for the synthesis of uncommon amino acid component **89**, which is the key intermediate for the formation of the cyclomarin A **86**. Total synthesis of cyclomarin A **86** was started from indole **87** that after seven steps *E*-olefin **88**.⁹² Then, the key ASAH reaction of **88** gave the corresponding β -hydroxytryptophan fragment **89** in 36% yields (Scheme 20).⁹³

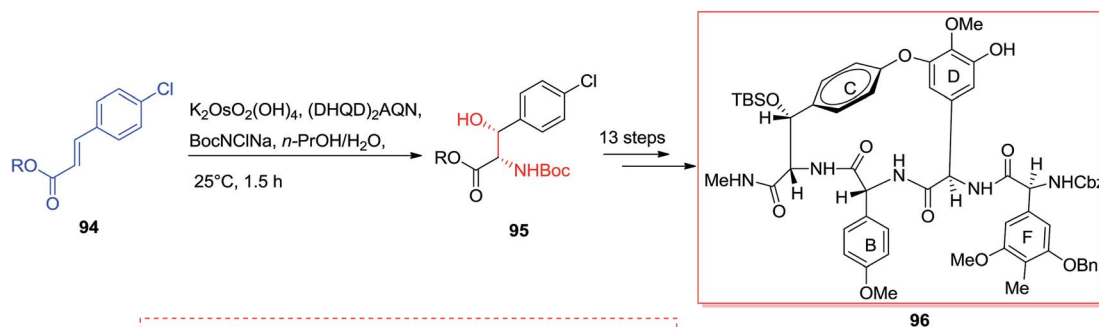
Various stereoisomers of β -hydroxyaspartic acid and their derivatives are realized as the free amino acid and also as peptide components in several fungi and microorganisms.^{94,95} A

range of macrocyclic peptide antibiotics, for instance plusbaccins,⁹⁶ katanosins,⁹⁷ cepacidine A1,⁹⁸ involve the 3-hydroxyaspartic acid (or, 3-hydroxyasparagine) structural motif in their peptidic scaffold. Because of their potent antibacterial property of this class,⁹⁹ synthesis of them has obtained the attention of chemists.^{100,101} Khalaf and co-workers in 2008, reported a short synthetic method for the synthesis of (2*R*,3*R*)-3-hydroxyaspartic acid **90** in moderate yields (45%). At the first step, ASAH reaction of *trans*-ethyl cinnamate **91** led to the desired *syn*-1,2-amino alcohol **92** in an extremely and stereo- and regio-selective approach. Consequently, acetonide protection, oxidative degradation of the phenyl and removal of the protecting groups provided enantiopure hydrochloride salt of (2*R*,3*R*)-3-hydroxyaspartic acid **90** (Scheme 21).¹⁰²

The vancomycin group of antibiotics¹⁰³ are of attention to synthetic chemists because of the structural diversity and the clinical significance of these compounds.¹⁰⁴ Ristocetin A **93** has structural aspects that are analogous to vancomycin, however



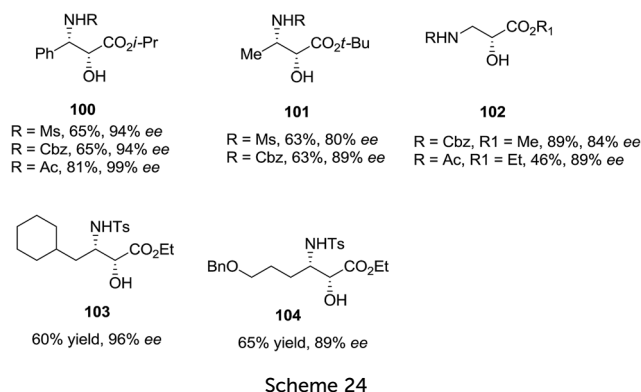
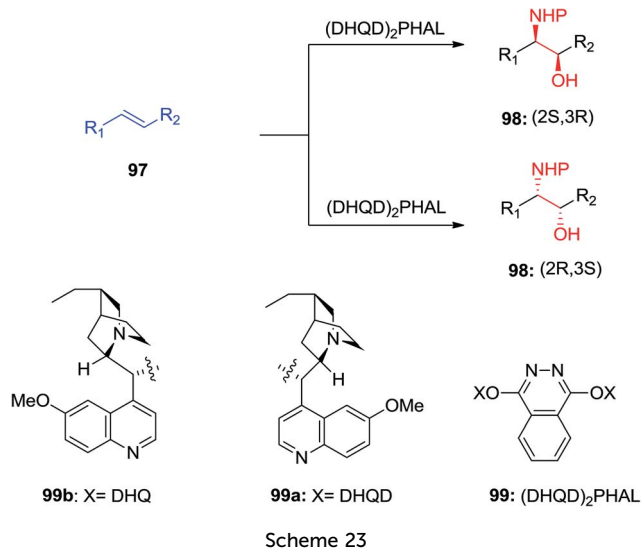
Scheme 21



93: Ristocetin A

Scheme 22





includes an additional 14-membered biaryl ether linking between amino acid residues F and G.¹⁰⁵ In 2001, Pearson and co-workers synthesized the BCD ring system of ristocetin A **96**, which was started from the chlorocinnamic esters **94**. Significantly, ASAH reaction of chlorocinnamic esters **94** gave directly the *N*-Boc-masked arylserines **95**. Next, upon 13 steps, the silyl ether/*N*-methylamide **95** converted to the 16-membered BCD model of ristocetin A **96**. Finally, upon several steps, the complicated target compound ristocetin A **93** more reactions was synthesized (Scheme 22).¹⁰⁵

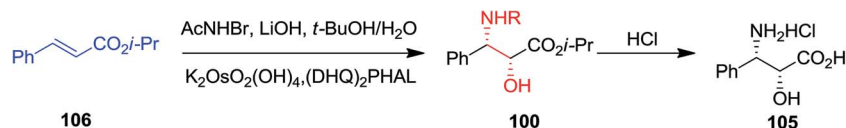
ASAH reaction of olefins is a useful approach for asymmetric synthesis of *N*-masked amino alcohol derivatives. If the substrate was an α,β -unsaturated ester (R^2 = ester) **97**, *syn*- α -hydroxy- β -amino acid **98**, a significant pharmacophore realized in various biologically potent products, were provided in

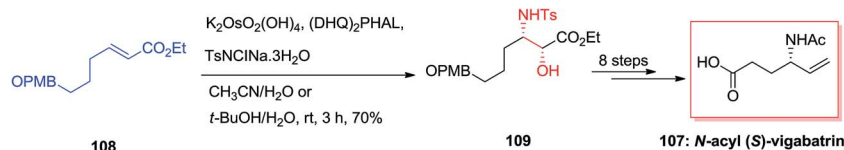
enantiopure form (Scheme 23). Commonly, the reaction was occurred in an alcohol/ H_2O mix-solvent by using an alkaloid ligand and a catalytic quantity of $K_2OsO_2(OH)_4$. Particular results of ASAH reaction of α,β -unsaturated esters to synthesize α -hydroxy- β -amino acid derivatives **100–104** are shown in Scheme 24. Among them, α -hydroxy- β -amino acid **103** was the key constituent of renin inhibitor cyclohexylnorstatine,¹⁰⁶ and amino acid **104** was the main scaffold of antibiotic Loracarbef.¹⁰⁷ A significant instance of using ASAH for the formation of natural occurring compounds, was the Sharpless' elegant large-scale construction of the taxol side chain **105**.¹⁰⁸ Upon, two steps, the desired product has been provided in 68% yields and 99% enantioselectivity (Scheme 25).¹⁰⁹

Total synthesis of *N*-acyl (*S*)-vigabatrin **107** as a γ -substituted γ -amino acid was initiated from (*E*)- α,β -unsaturated ethyl ester **108** by Chandrasekhar and co-workers. In this strategy, ASAH reaction of (*E*)- α,β -unsaturated ethyl ester **108** gave the optically enriched amino alcohol **109** with 85% enantioselectivity that upon eight steps yielded the *N*-acyl (*S*)-vigabatrin **107** (Scheme 26).^{110,111}

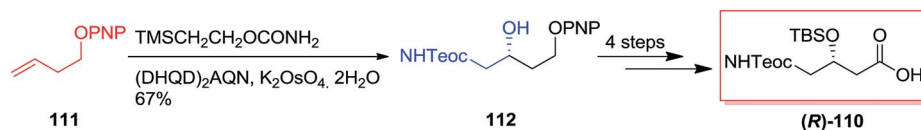
In 2005, Harding and co-workers demonstrated total synthesis of (*R*)-**110** as a diprotected (*R*)- γ -aminobutyric acid derivative starting from ether **111**. In this strategy, ASAH reaction of ether **111** by using dihydroquinidine ligand ($DHQD$)₂-AQN gave γ -amino alcohol (*R*)-**112** in 81% ee and 67% yields that after four steps produced the diprotected (*R*)- γ -amino- β -hydroxybutyric acid derivative (*R*)-**110** in 85% yields (Scheme 27).^{110,112}

The natural AMPA/KA antagonist, kaitocephalin **113**, initially was isolated from the extract of *Eupenicillium shearii*. Using the models of chick primary telencephalic and rat hippocampal neurons, this compound demonstrated protection from kainate toxicity and from AMPA/cyclothiazide. Dissimilar to the previously known AMPA/KA antagonists having a quinoxalinedione moiety, kaitocephalin **113** did not show any cytotoxicity.¹¹³ Ma and co-workers in 2017 accomplished and reported an efficient total synthesis of kaitocephalin in 25 linear steps, in 8% overall yields.¹¹⁴ In this strategy the extremely diastereoselective aldol condensation reaction, ASAH, reduction and Jones' oxidation have played vital roles. Accordingly, the total synthesis of kaitocephalin **113** was initiated from (*R*)-Garner aldehyde **114**, which in several steps provided compound **115**.¹¹⁵ The latter was initially subjected to ASAH, followed by protection of primary hydroxy group with TPSCl to give **116a** and **116b** in the ratio of **116a**/**116b** 2.2/1. This ratio showed that when commercial AD-mix- β was applied the chiral centers in **115** had some mismatched influence on the diastereoselectivity in the ASAH step. Thus, enriched AD-mix- β , was used to increase the ratio of **116a** to **116b** to 6.8/1. Finally, compound **116a** after several steps was





Scheme 26



Scheme 27

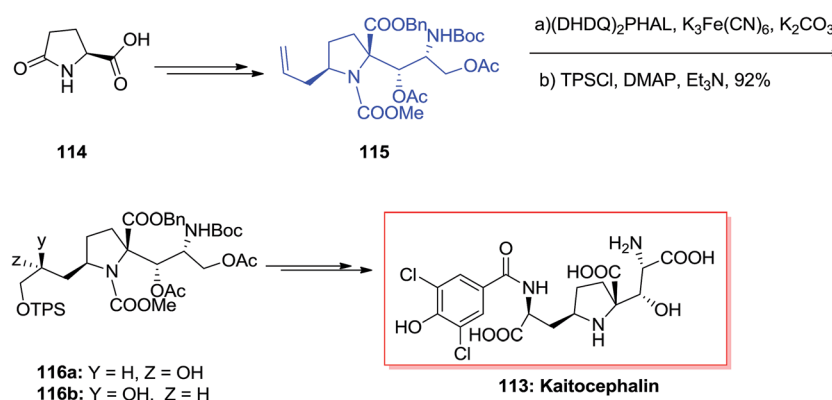
transformed into kaitocephalin **113**.¹¹⁴ As a matter of fact, the final product **113** was identified to be a mixture of 2-*epi*- and 9-*epi*-2-*epi*-kaitocephalins and other minor isomers and not the pure desired target natural product. Interestingly, natural kaitocephalin **113** was synthesized following the same synthetic method but employing (*S*)-Garner aldehyde instead of its R enantiomer as the substrate in aldol reaction step (Scheme 28).^{115,116}

3.4. Sugars

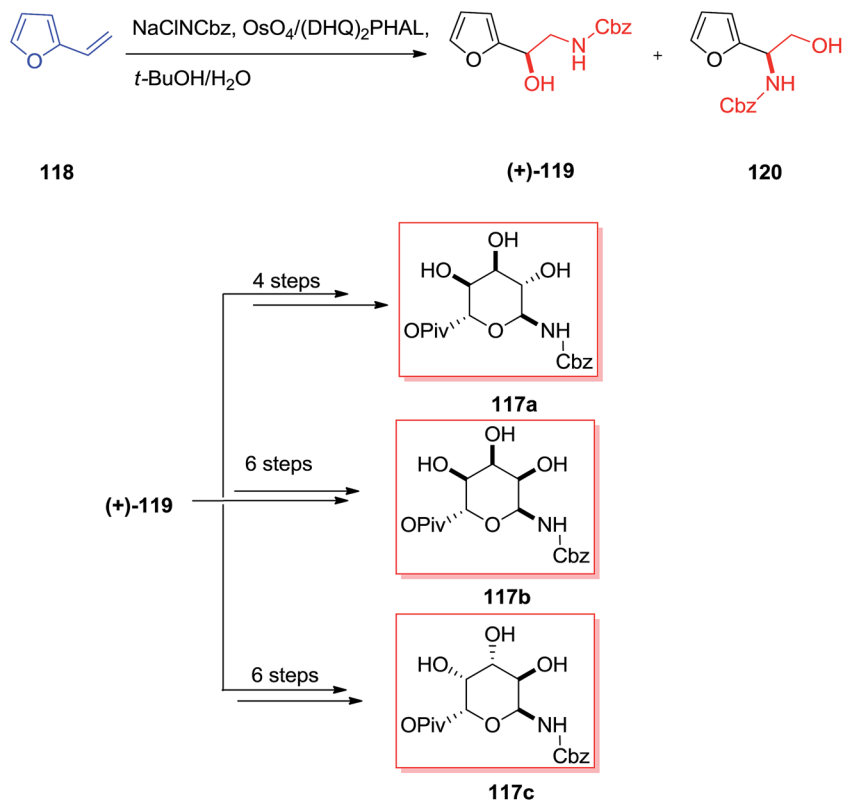
From the identification in the 1950s, the aminoglycoside derivatives have been a significant group of antibiotics in the fight against infections.¹¹⁷ Remarkably, the aminoglycoside derivatives involve an excessive group of mono- and bis-glycosidated diaminocyclitol derivatives for example kanamycins A-C¹¹⁸ and so on.¹¹⁹ The asymmetric synthesis of three 6-amino-6-deoxy sugar derivatives **117a–c** were accomplished in six to eight steps initiating from furfural **118**. According to this strategy, a sequence of diastereoselective oxidation reaction and reduction provided Cbz-masked 6-aminomannose from furfuryl alcohol **119**. This group demonstrated that *N*-Cbz-masked amino alcohol **119** has been provided in 42% yield as the main regioisomer (2 : 1 ratio) from the ASAH of vinylfuran, although in poor ee. Significantly, by applying the (DHQ)₂PHAL ligand, the minor isomer (+)-**120** has been produced in more

than 87% ee, whereas the major isomer (+)-**119** was generated with 14% ee. Therefore, the pseudoenantiomeric ligand (DHQD)₂PHAL afforded the enantiomer (+)-**119** in a somewhat increased ee (20%) and (+)-**120** in an analogous ee (87%). Although, the application of (DHQ)₂AQN as a ligand in the ASAH was demonstrated to accomplish a reversal of regioselectivity, its application in the ASAH of vinylfuran provided results analogous to those of (DHQ)₂PHAL. Finally, the corresponding 6-amino-6-deoxy sugars **117a–c** were synthesized upon several steps (Scheme 29).¹²⁰

Both Ciufolini group in 1998¹²¹ and O'Doherty group in 2001¹²² have reported an azasugar synthesis through an ASAH reaction/aza-Achmatowicz method. According to O'Doherty's strategy, furfural **122** using a Grignard reaction and then by the addition of 1 M hydrochloric acid provided 2-vinyl-furan **123**. Enantiomerically improved *N*-Cbz-masked amino alcohol derivatives **124a** and **124b** were provided through the ASAH reaction of **123**. This was accomplished by reacting furan **122** with the sodium salt of *N*-chlorobenzylcarbamate and a osmium tetroxide/(DHQ)₂PHAL mixture (AD-mix- α). The highest ee was provided with the (DHQ)₂PHAL ligand system, that afforded **125** in a 21% yield from furfural **122** (>86% ee). In the following, regioisomers **124a** and **124b** have been generated in a 1 : 2 ratio and also were inseparable at this step. Finally,



Scheme 28

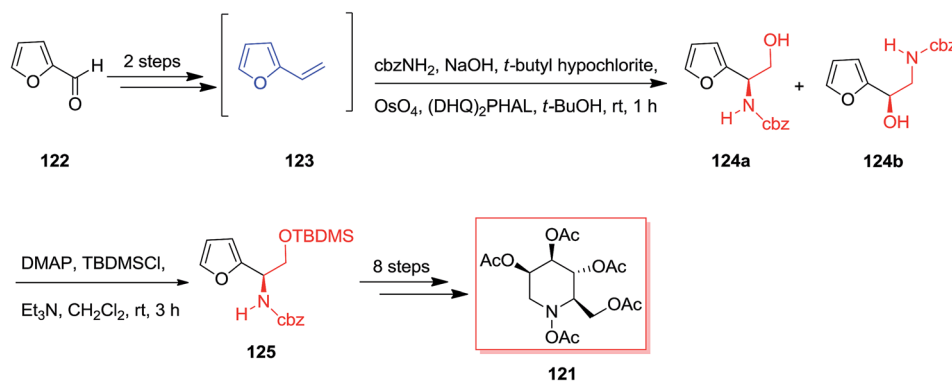


Scheme 29

purification of **124a** and additional change in a 10-step route resulted in the penta-acetate **121** (Scheme 30).¹²³

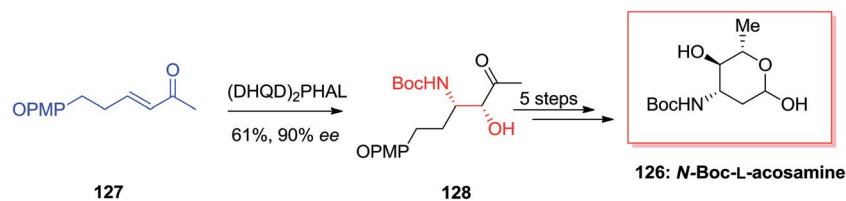
Amino sugars play a major role in the overall carbohydrate field, and they show particular challenges for the synthetic chemist pursuing to effect valuable and controllable conversions in the direction of targets of biological significance.¹²⁴ McLeod and co-workers optimized ligand/substrate control of regioselectivity for the synthesis of natural products 3- and 4-amino-sugars.¹²⁵ For this purpose, initially, β -aminoketone precursor **128** obtained from the α,β -unsaturated methyl ketone **127** via the agency of $(\text{DHQ})_2\text{PHAL}$ catalyzed ASAH reaction in 90% ee and 61% yield. Finally, after several steps, *N*-Boc-L-acosamine **126** was synthesized in 18% overall yields (Scheme 31).¹²⁵

A common synthesis of 1-deoxyzasugar derivatives has been achieved by Singh and Han in 2003,¹²⁶ through the general olefin intermediate **133**. The formation of the key compound was started from olefin **131** (easily synthesized from *p*-methoxyphenol and 4-bromocrotonate). The aryl groups have been selected, as it was assumed that aryl-aryl stacking interactions between **131** and the ASAH reaction would advance with increased selectivity. Actually, the reaction was accomplished with high regioselectivity (>20 : 1) to provide the amino alcohol **132**. After several steps olefin **133** was provided as a key intermediate that has been applied to synthesize 1-deoxymannonojirimycin **129** and 1-deoxyidonojirimycin **130** (Scheme 32).¹²⁶

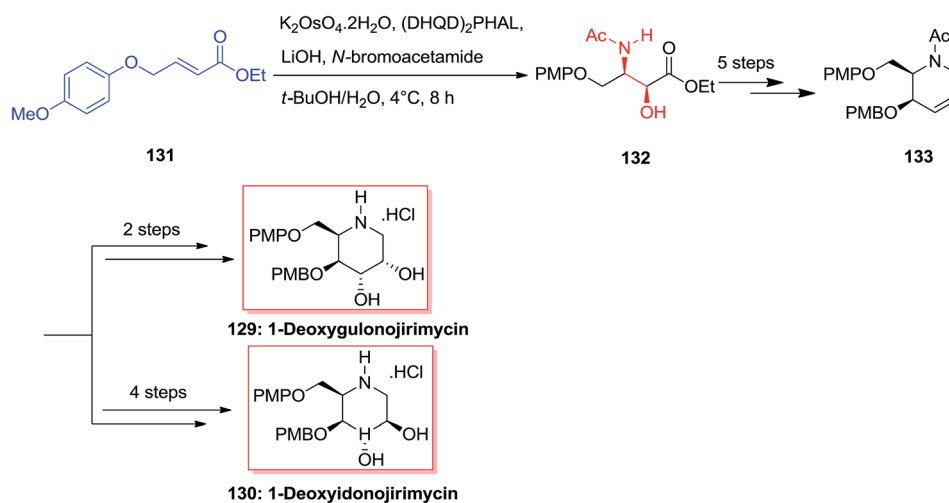


Scheme 30





Scheme 31



Scheme 32

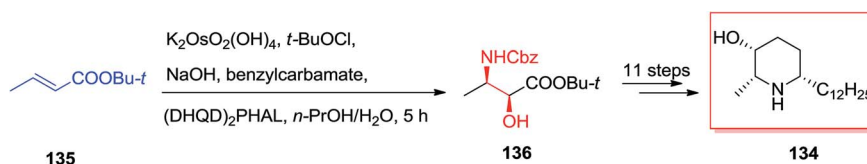
3.5. Lactone and lactams

In year 2006, Kumar and co-workers demonstrated an extremely effective pathway for the production of substituted piperidine derivatives that are among the most abundant heterocyclic frameworks in naturally occurring compounds and synthetic products with significant properties. Total synthesis of (–)-deoxocassine **134**, a *cis*-2,6-disubstituted 3-piperidinol, was started from market purchasable *t*-butyl crotonate **135**. Initially, compound **135** has been exposed to ASAH reaction by utilizing benzyl carbamate as a nitrogen source, $K_2[OsO_2(OH)_4]$ as an oxidant, and $(DHQD)_2PHAL$ as a chiral ligand to form the amino alcohol **136** in excellent regio- and enantio-selectivity. Several more steps required to accomplish the desired natural product (–)-deoxocassine **134** (Scheme 33).¹²⁷

A variant of Knight's method to D-mannolactam, exploring the stereoselectivity of directed oxidation condition reactions, demonstrates a tendency for hydroxylated *N*-tosyl lactam derivatives to rearrange to γ -lactone derivatives. Studies toward the total synthesis of nagstastatin **137** was started from

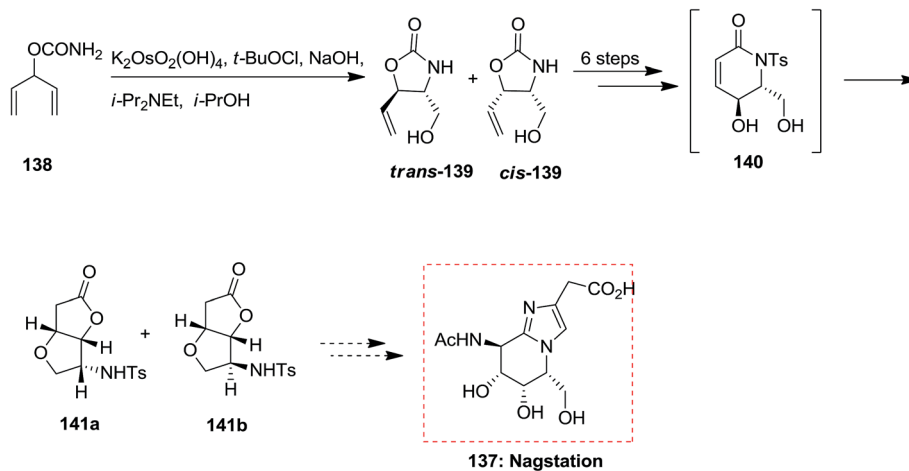
carbamate **138** that through ASAH strategy produced oxazolidinone **139** in 65% unoptimized yields. Next, after several steps, including an intramolecular transacylation and 1,4-O-addition, the bicyclic lactone **140** was provided along with a small quantity of diastereomer **141b**. Although, the timing of procedures to form **141a** is open to question (Scheme 34).¹²⁸

Substituted γ -lactone derivatives have appealed significant interest in recent years because of their significance as building blocks in the formation of a range of naturally occurring products and biologically significant compounds,¹²⁹ for instance, precursors of inhibitors of HIV-1 protease.¹³⁰ SAD and ASAH reaction of (*E*)-dimethyl-2-alkylidene glutarates **142–144** were displayed to afford enantio-enriched or enantiopure highly functionalized γ -butyrolactone derivatives **145**, **146** and **147–149**. The regioselectivity of the ASAH reaction has been controlled by different parameter, such as alkene polarization, alkene substitution, and ligand–substrate interactions.¹³¹ It was well developed that the nitrogen group was usually introduced



Scheme 33





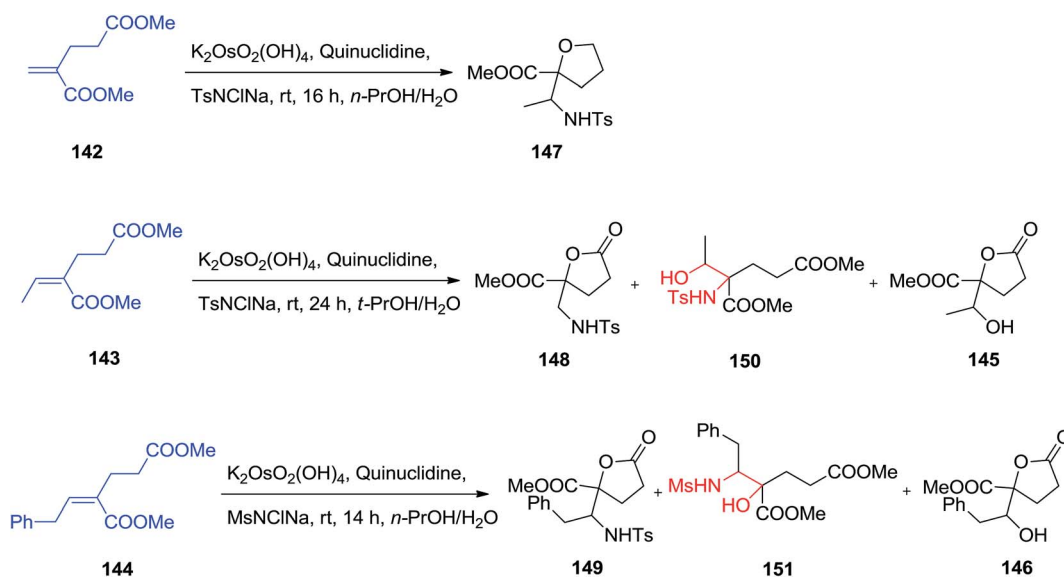
Scheme 34

at the β -position in α,β -unsaturated esters.¹³² Dimethyl-2-methylene glutarate **142** was exposed to the ASAH manner, by using marketably accessible chloramine-T as a nitrogen source, the resulting α -hydroxy isomer was provided as the major compound and lactonized unexpectedly to yield the desired substituted γ -butyrolactone **147** in satisfactory yield, but with low to satisfactory ee (19–63% ee). The ASAH of **143** using quinuclidine as ligand afforded the γ -butyrolactone **148** in 30% yield accompanied by the β -hydroxy regioisomer **150** in 6%, the dihydroxylation product **145** (26%) and recovered initiating compounds (25%).¹³³ To improve the selectivity, it was tried as a nitrogen source, chloramine-M, which is less sterically hindered than chloramine-T. Fascinatingly, it was known that catalytic amino-hydroxylation reaction of **144** resulted mostly in the α -hydroxy regioisomer **151** (54% yields) accompanied by the lactonized product **149** (22%), the lactone **146** (18%) generated using competitive dihydroxylation as well as some recovered starting compound (5%) (Scheme 35).¹³³

3.6. Miscellaneous

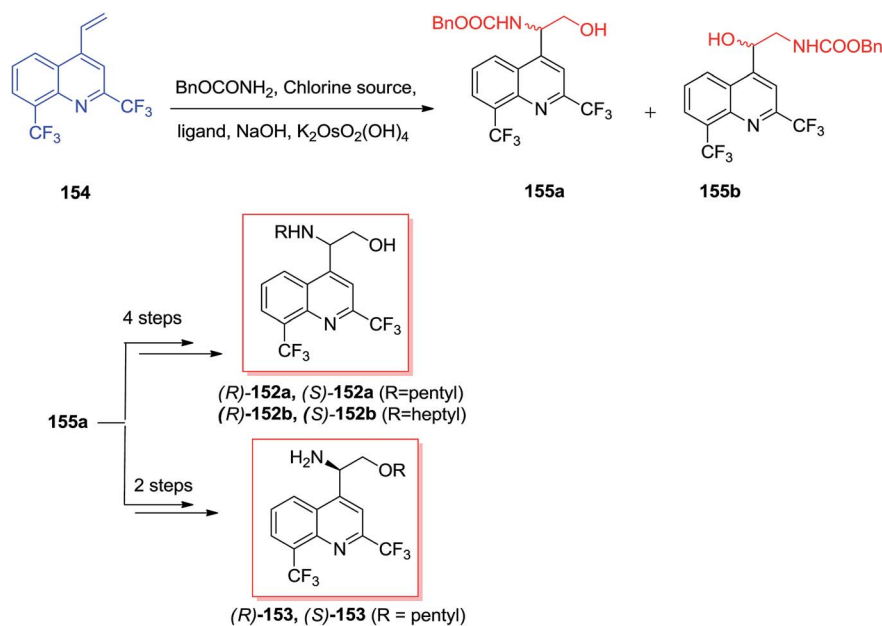
Sonnet and co-workers exhibited enantioselective synthesis of antimalarial aminoquinolines *via* ASAH reaction in 2016.¹³⁴ Aminoquinolinethanols (*R*)-/(*S*)-**152** and quinolinethanamines (*R*)-/(*S*)-**153** was prepared and antimalarial property of them was explored. In this strategy, the ASAH reaction of 4-vinylquinoline **154** have been accomplished by using osmium(vi) pre-catalyst, potassium osmate(vi) dehydrate and ligand (DHQ)₂PHAL or (DHQD)₂PHAL. Therefore, conditionally, the majority of compound provided was allocated as the (–)-(*S*)-**155** once (DHQ)₂PHAL has been used and (+)-(*R*)-**155** once (DHQD)₂PHAL was applied. Next, after several steps, the enantiomers **155** gave three series of enantiopure aminoquinolines **152a**, **152b**, and **153** (Scheme 36).¹³⁴

The famous natural product taxol a diterpenoid extracted from the bark of *Taxus brevifolia*.¹³⁵ Nowadays, it can be bio-synthesized by microorganisms and semi-synthesis. Paclitaxel and its semi-



Scheme 35

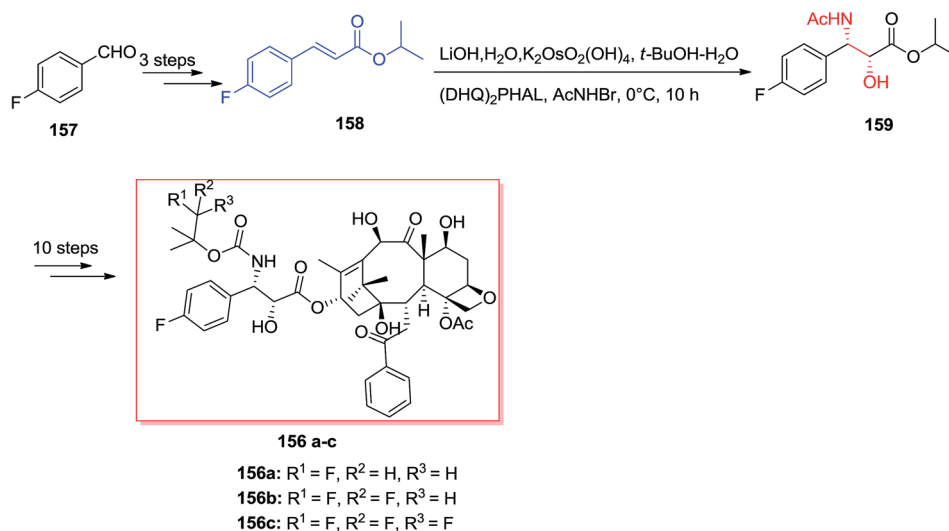




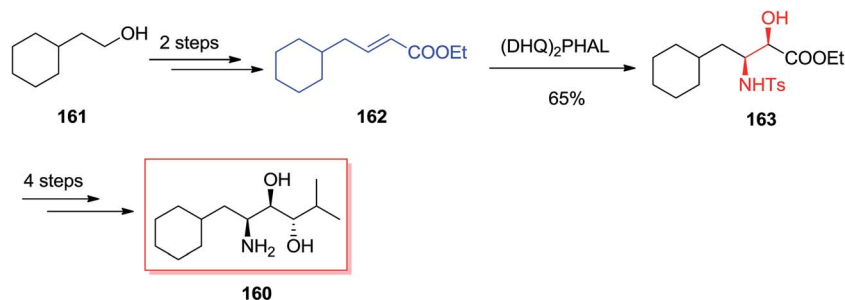
Scheme 36

synthetic derivative docetaxel are currently known as the most significant and auspicious anticancer especially for breast and ovarian cancers because of their distinctive mechanism of action by binding tubulin and stabilizing microtubule construction, that finally interrupts mitosis resulting in cell destruction.¹³⁶ Three significant fluorine-comprising docetaxel analogs **156a–c** have been prepared by Sun and co-workers in 2011.¹³⁷ Total synthesis of products **156a–c** was started from 4-fluorobenzaldehyde **157**, that after several steps, afforded isopropyl cinnamate **158**. Significantly, isopropyl cinnamate **158** was exposed to a ASAH reaction by applying (DHQ)₂PHAL as the ligand to provide the corresponding amino alcohol **159** as a single isomer with >99% ee and in 83% yields. Lastly, compound **159**, after several steps, yielded the desired products **156a–c** (Scheme 37).¹³⁷

Renin, as an aspartic protease, was found to be the rate-determining enzyme in the cascade resulted in the vaso-pressor substance angiotensin-II, which shows a vital activity for the regulation of blood pressure. It was demonstrated that inhibitors such as Zankiren and Enalkiren include a core unit so-called the Abbott amino-diol (2*S*,3*R*,4*S*)-2-amino-*l*-cyclohexyl-6-methyl heptane-3,4-diol **160**. Chandrasekhar A and co-workers reported a concise and useful enantioselective approach for the synthesis of Abbott amino-diol **160**. In five steps by using ASAH reaction as the key step starting from market purchasable cyclohexyl ethanol **161**.¹³⁸ In this route, total synthesis of Abbott amino-diol **160** was started from cyclohexyl ethanol **161**, that after two steps provided α,β-unsaturated ester **162**. Next, ester **162** was exposed to SAH by



Scheme 37



Scheme 38

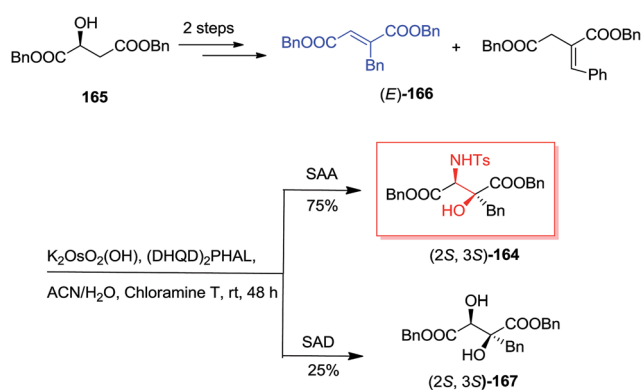
using catalytic quinine obtained ligand $(\text{DHQ})_2\text{PHAL}$ and $\text{K}_2\text{OsO}_2(\text{OH})_4$ in $t\text{-BuOH}/\text{H}_2\text{O}$ (1 : 1) to make $(2R,3S)\text{-}N\text{-(}p\text{-toluenesulphonyl)-3-amino-4-cyclohexyl-2-hydroxy butyrate}$ **163** in 65% yield and 89% ee. Several more steps required to be done in order to accomplish the desired product **160** (Scheme 38).¹³⁸

Because of the biological property of $\beta\text{-alkyl-}\beta\text{-hydroxy-aspartates}$ as significant blockers of glutamate transporters (EAATs) impacting on glutamatergic synapses activity, Rolland and co-workers demonstrated a short, enantioselective synthesis of enantiomerically pure *threo*- $\beta\text{-benzyl-}\beta\text{-hydroxy-aspartates}$.¹³⁹ Remarkably, the key stage was a stereoselective and regioselective ASAH reaction on benzyl fumarate. In this

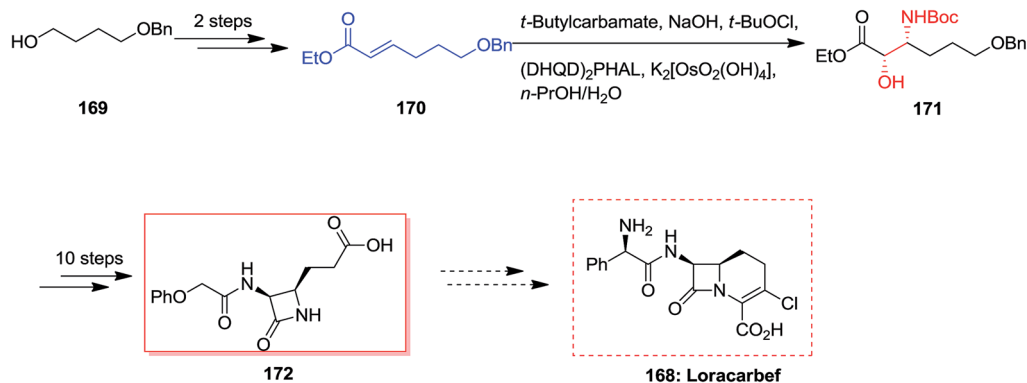
manner, synthesis of amino alcohol **164** was initiated from market purchasable (*S*)-malic acid **165** that after some steps gave (*E*)-dibenzyl 2-benzylfumarate **166** in satisfactory yields.¹⁴⁰ Next, the dehydration can be occurred on racemic dibenzyl 2-benzylidene succinate regioisomer in 20% yields was because of uncontrolled double bond isomerization. In the following, 10 mol% of (*E*)-benzylfumarate **166** has been used in the first catalytic cycle of the reaction and upon 30 min of stirring, the residual 90 mol% of (*E*)-benzylfumarate **166** has been added and provided the second catalytic cycle. This efficient method gave a 25 : 75 ratio of diol **167** to amino alcohol **164** (Scheme 39).¹³⁹

Loracarbef **168** was a carbacephalosporin antibiotic having the extended chemical and serum stability.¹⁴¹ A formal synthesis of loracarbef **168** was demonstrated by Kang and co-workers in 2001.¹⁰⁷ In this strategy, formal synthesis of *cis*-3,4-disubstituted azetidinone **172** was initiated from monoprotected 1,4-butanediol **169** that after two steps resulted in the synthesis of α,β -unsaturated ester **170**.¹⁰⁷ In the succeeding, the ASAH reaction of **170** with the sodium salt of *t*-butylcarbamate and a mixture of $\text{K}_2[\text{OsO}_2(\text{OH})_2]/(\text{DHQD})_2\text{PHAL}$ afforded the corresponding regioisomer [*2S,3R*]-**171** in satisfactory yields with excellent regioselectivity ($>13 : 1$) and 89% ee. Lastly, several more steps was used to generate the corresponding *cis*-3,4-disubstituted azetidinone **172** (Scheme 40).¹⁰⁷

A short stereoselective method for the formation of dysiherbaine tetrahydropyran unit has been developed in nine steps



Scheme 39

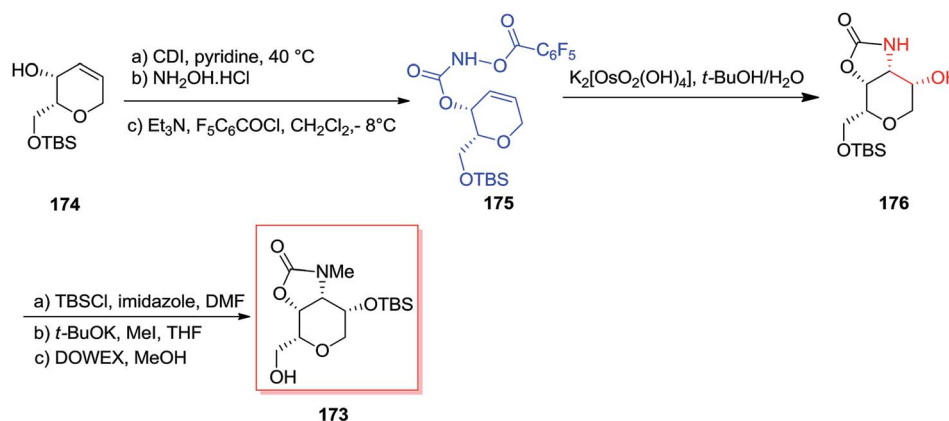


Scheme 40

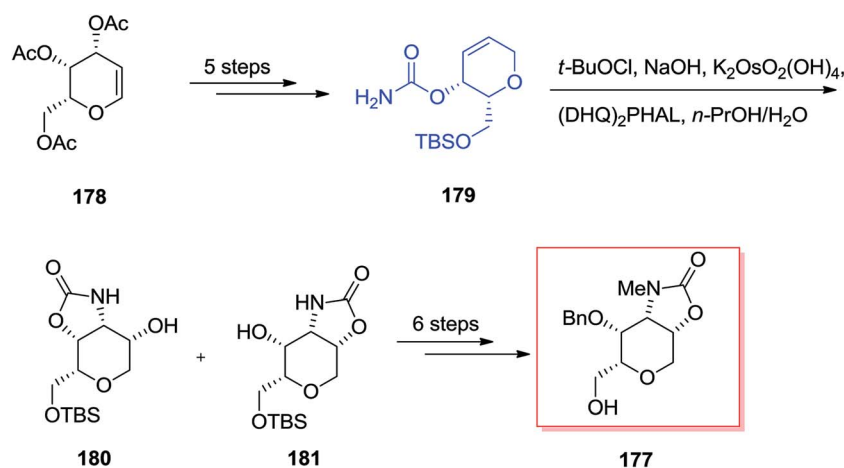


and 39% overall yield by Carroll and co-workers in 2011.¹⁴² Donohoe's advanced tethered aminohydroxylation conditions were used to simultaneously establish the amino and alcohol groups and made the tetrahydropyran ring that shows four contiguous *cis*-stereocenters. Total synthesis of the target product **173** was started from the allylic alcohol **174**, which after

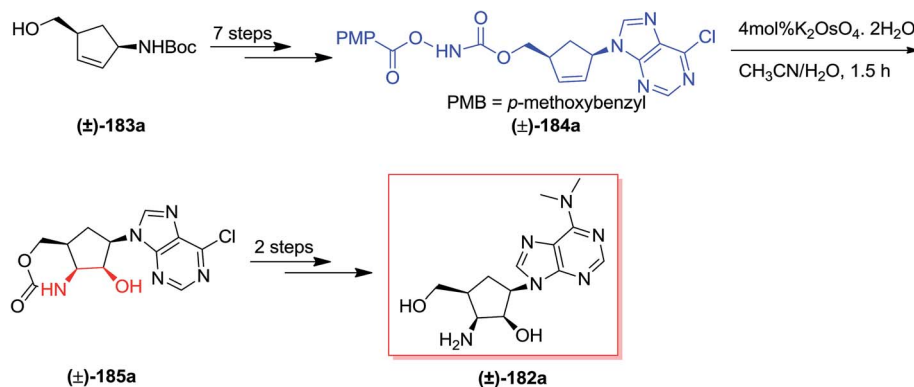
several steps gave the desired *O*-functionalized hydroxy carbamate **175**. After mixing carbamate **175** with potassium osmate, clean transformation to the oxazolidinone **176** has been achieved. Satisfactorily, the improved sodium hydroxide free condition reaction afforded the oxazolidinone **176** as a single isomer, and without any detected migration of the cyclic



Scheme 41



Scheme 42



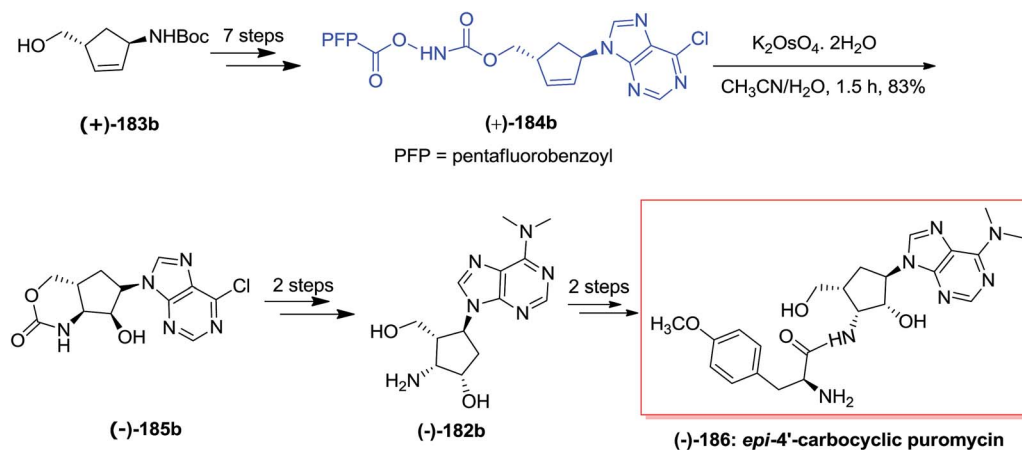
Scheme 43



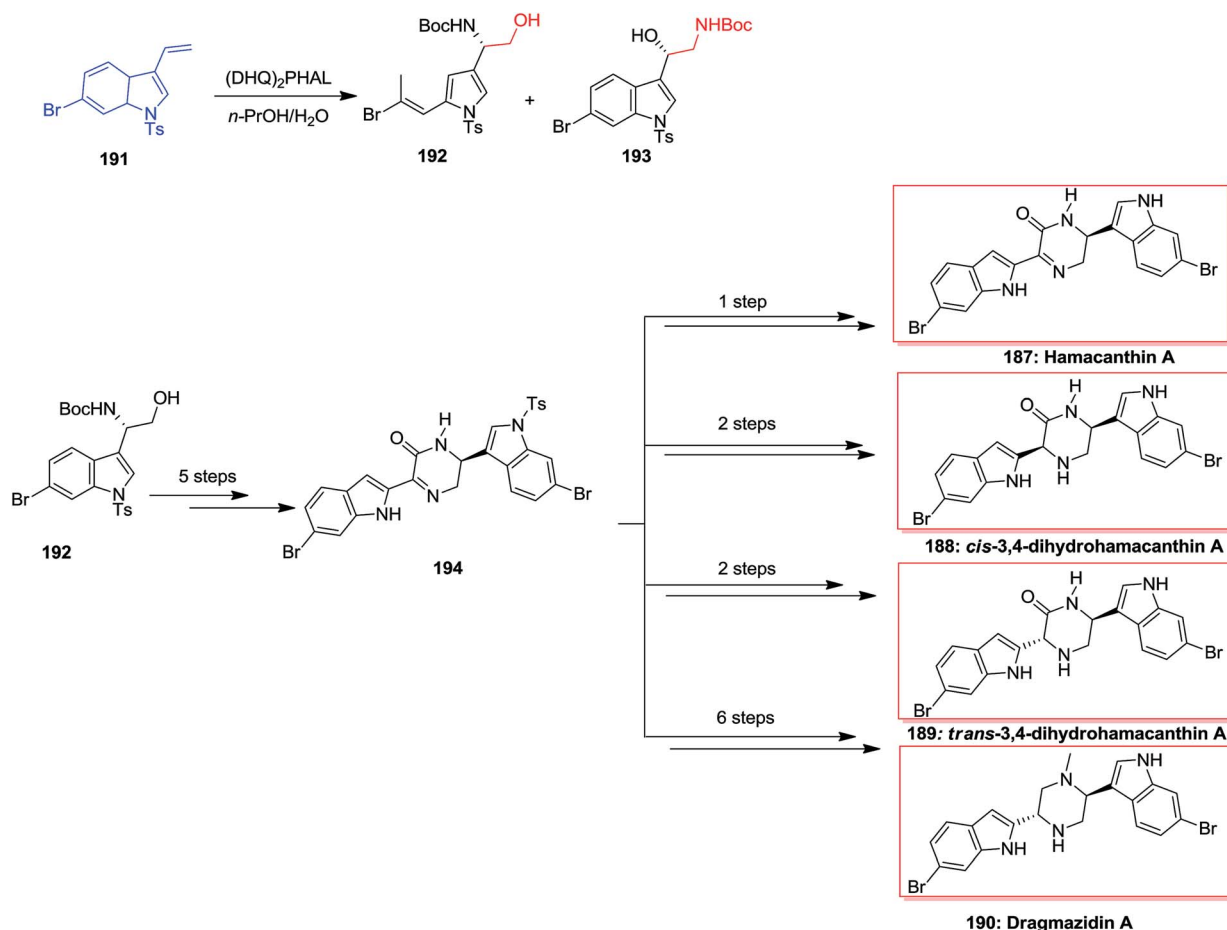
carbamate that demonstrated detrimental once using the standard TAH conditions. Finally, three more steps required to prepare alcohol **173** in 39% overall yield (Scheme 41).¹⁴²

Chamberlin and co-workers demonstrated a stereocontrolled synthesis of an improved intermediate of the dysiherbaine tetrahydropyran unit **177** that was accomplished in 11 steps and

27% overall yield.¹⁴³ Significantly, the main aspect of this synthetic method is the usage of the Donohoe tethered amino-hydroxylation reaction to make the amino diol and providing the four contiguous *syn* stereocenters on the tetrahydropyran ring. Total synthesis of the dysiherbaine tetrahydropyran unit **177** has been initiated from tri-*O*-acetyl-galactal **178**, which after several



Scheme 44



Scheme 45

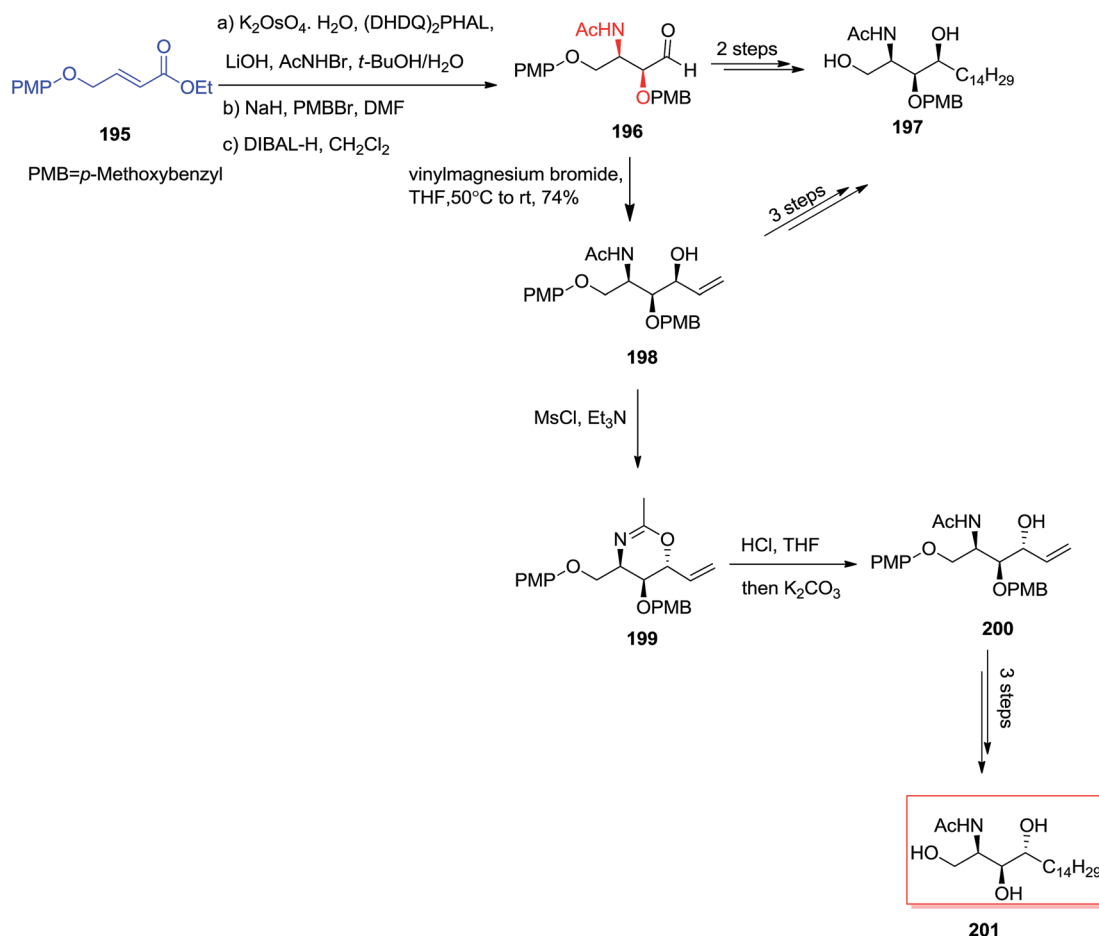


steps yielded the carbamate **179**. In the following, the significant tethered aminohydroxylation reaction of carbamate **179** led to a 1 : 1 mixture of hydroxy oxazolidinone isomers **180** and **181** (in the crude reaction mixture). Next, several more steps required to give the dysiherbaine tetrahydropyran unit **177** (Scheme 42).¹⁴³

Puromycin, an aminonucleoside naturally occurring compound, shows an extensive range of antitumor and antibiotic properties.¹⁴⁴ In 2010, Miller and co-workers reported the construction of carbocyclic aminonucleoside derivatives and *epi*-4'-carbocyclic puromycin using an acylnitroso obtained hetero Diels-Alder cycloadduct. Pd(0)/InI-catalyzed allylations of a formyl species were applied to make the 4'-hydroxymethyl group. A tethered aminohydroxylation approach has been used to provide the *cis*-2',3'-amino alcohol scaffold with full diastereo- and regiocontrol.¹⁴⁵ The total synthesis of lyxo-carbocyclic aminonucleoside (\pm)-**182** was started from *syn*-1,4 scaffold (\pm)-**183a**, which after seven steps afforded the *N*-pentafluorobenzoyloxy carbamate (\pm)-**184**. Subsequent, a *t*-BuOH/H₂O (3 : 1) solution of homoallyl *N*-pentafluorobenzoyloxy carbamate (\pm)-**184** has been reacted with catalytic K₂OsO₄, and provided hydroxyamination product (\pm)-**185**. Although, two challenging side reactions donated to the low transformation to (\pm)-**185**. Finally, the lyxo-carbocyclic aminonucleoside (\pm)-**182** were produced upon two steps (Scheme 43).¹⁴⁵

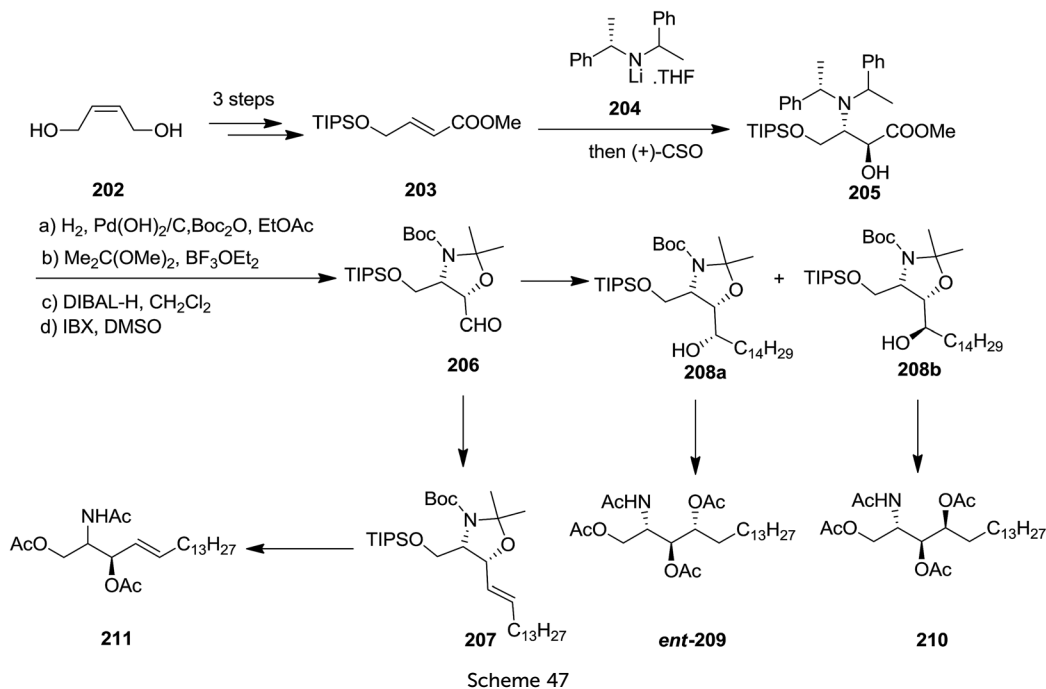
In a similar strategy, *anti*-1,4 diastereomer (+)-**183b** made the tethered aminohydroxylation precursor (+)-**184b**. For the aminohydroxylation, homoallyl *N*-pentafluorobenzoyloxy carbamate (+)-**184b** has been reacted with catalytic K₂OsO₄ in acetonitrile/water (1.5 : 1) to yield hydroxyamination product (–)-**185b** in 83% yield. In this situation, remarkably, the 1'-nucleobase is orientated on the (another) opposite side of the tether and the decreased steric bulk can contribute to the increased yield of (–)-**185b** in comparison with the reaction of diastereomer (\pm)-**184a**. In the following, carbocyclic aminonucleoside (–)-**182b** has been produced through installation of the dimethylamino scaffold followed by removal of the cyclic carbamate with lithium hydroxide to construct the carbocyclic derivative (–)-**182b**. Lastly, after two steps, desired carbonucleoside, *epi*-4'-carbocyclic puromycin (–)-**186** has been provided in moderate yields (Scheme 44).¹⁴⁵

In 2002, Jiang and co-workers developed a convenient method for the direct asymmetric synthesis of (*S*)-*N*-Boc-masked-indol-3-ylglycinols from vinyl indole derivatives by using the ASAH reaction, with 65% of up to yields and ee of up to 94% in 27 steps. Initially, the vinyl 6-bromoindole **191** has been transformed to (*S*)-indolylglycinol **192** and **193** based on the ASAH conditions. In the following, (*S*)-indolylglycinol **192**, after several steps the desired intermediate **194**, that resulted in



Scheme 46





the total synthesis of natural products hamacanthin A **187**, bisindole alkaloids dihydrohamacanthin *cis*- or *trans*-3,4-dihydrohamacanthin A **188**, **189** and dragmacidin A **190** (Scheme 45).¹⁴⁶

In 2004, Han and co-workers¹⁴⁷ utilized an ASAH reaction of α,β -unsaturated ester **195** to form the stereocenters at C2 and C3 with high enantio- (>99%) and regioselectivity (>20 : 1). The chirality at C4 (>10 : 1) was provided by an effective diastereoselective addition of aldehyde **196** to an appropriate Grignard reagent. In this line, *N*-acetyl-L-xylo-phytosphingosine **197** was produced in five steps in 22% overall yield. Significantly, an alternative synthesis of **197** was also accomplished *via* a two-step manipulation of **198**. Accordingly, the stereoselective interconversion of the OH group at C4 has been occurred *via* the reaction of **198** with MsCl/Et₃N through oxazine intermediate **199** that could further transformed into *N*-acetyl-L-arabino-phytosphingosine **201** (Scheme 46).¹⁴⁷

In 2008, the Davies and co-workers reported a divergent and efficient synthesis of *N,O,O*-triacetyl-D-erythro-sphingosine **211**, tetraacetyl-D-lyxo-phytosphingosine *ent*-**209**, and tetraacetyl-D-ribo-phytosphingosine **210** from the same intermediate oxazolidine aldehyde **206**.^{148,149} Wittig olefination of oxazolidine aldehyde **206** afforded compound **211** with satisfactory *E*-selectivity (*E*/*Z* = 94 : 6) by quenching the reaction with MeOH. Alternatively, addition of **206** to an appropriate Grignard reagent provided a 90 : 10 mixture of alcohols **208a** and **208b**, that were subsequently transformed into compounds *ent*-**209** and **210**, respectively. The advantages of this approach were the extremely diastereoselective conjugate addition of unsaturated ester **205** with subsequent *in situ* enolate oxidation with (camphorsulfonyl)oxaziridine (CSO) (Scheme 47).¹⁴⁹

4. Conclusion

In this report, we tried to introduce Asymmetric Sharpless Aminohydroxylation, (ASAH) as one of the most significant, vital and efficient reactions in the total synthesis of naturally occurring compounds, complex molecules with high biological activities as well as applied molecular targets. It should be mentioned that in 2002 ASAH reaction has been reviewed in general term by McLeod *et al.*¹⁵ Nevertheless, it lacks the applications of this important and key reaction in total synthesis of natural products and complicated compounds. Since then vast developments have been accomplished in ASAH reaction, which was initially disclosed by Sharpless *et al.*, in 1996. The ASAH reaction is very important in total synthesis of natural products with several definite stereogenic centers, which must be induced during their multistep synthesis. ASAH reaction allows the catalytic and enantioselective synthesis of protected vicinal amino alcohols, in a single step, from a broad range of simple alkenes as commercially available or easily accessible starting materials. The importance of this discovery was directly apparent to many organic chemists from synthetics point of view, since the ASAH reaction offers direct access to the array of amino alcohols existed in a wide range of biologically potential agents and natural products. The AH reaction allows the *syn*-selective synthesis of 1,2-amino alcohols *via* reaction of alkenes with salts of *N*-halosulfonamides, -amides and -carbamates using OsO₄ as a catalyst and oxidizing agent. Enantioselectivity, Sharpless and co-workers achieved AH reaction *via* adding the dihydroquinine- and dihydroquinidine-derived chiral ligands name it as ASAH.

Remarkably, in spite of the enormous potential of ASAH reaction, in the first years of introduction, only relatively some researchers demonstrated interest to develop such a significant synthetic method. In addition, it was mostly overlooked to be



applied as a main step in the total synthesis of naturally occurring compounds. Possibly, this lack of interest was because of the challenging the problem of controlling of both the enantio- and regioselectivity of the ASAH reaction. Although, in recent years, different efficient routes for circumventing such problems were examined and opened novel pathway for the effective and simple synthesis of amino alcohols being employed as precursors in a key step of the complex molecules and natural products containing these important scaffolds. In continuation of our previous reports dealing with the two other Sharpless achievements, ASE and ASDH, herein we literally underscored all applications of his another important asymmetric strategy resulting in high stereoselective aminohydroxylation to give optically pure amino alcohols, which are an important and reactive intermediates as one of the key steps in the total synthesis of natural products as well as other important complicated compounds showing biological activities. We hope this report attracts the attention and stir up the interest of synthetic organic chemists to consider this useful strategy as in their future endeavors in designing protocols for total synthesis of natural products.

Conflicts of interest

There are no conflicts to declare.

Acknowledgements

MMH is thankful to department of chemistry for their encouragements and moral supports and Alzahra University Research Council for partial financial support.

References

- 1 E. Gordon, J. Godfrey, J. Pluscec, D. Von Langen and S. Natarajan, *Biochem. Biophys. Res. Commun.*, 1985, **126**, 419–426.
- 2 D. J. Ager, I. Prakash and D. R. Schaad, *Chem. Rev.*, 1996, **96**, 835–876.
- 3 J. van den Boogaard, G. S. Kibiki, E. R. Kisanga, M. J. Boeree and R. E. Aarnoutse, *Antimicrob. Agents Chemother.*, 2009, **53**, 849–862.
- 4 H. Blattmann and R. Mulhaupt, *Green Chem.*, 2016, **18**, 2406–2415.
- 5 G. R. Krishnan, K. S. Kajal and K. Sree Kumar, *Monatsh. Chem. Chem. Mon.*, 2012, **143**, 637–642.
- 6 B. List, P. Pojarliev, W. T. Biller and H. J. Martin, *J. Am. Chem. Soc.*, 2002, **124**, 827–833.
- 7 S. Kobayashi, H. Ishitani and M. Ueno, *J. Am. Chem. Soc.*, 1998, **120**, 431–432.
- 8 J. Kobayashi, M. Nakamura, Y. Mori, Y. Yamashita and S. Kobayashi, *J. Am. Chem. Soc.*, 2004, **126**, 9192–9193.
- 9 P. Restorp and P. Somfai, *Org. Lett.*, 2005, **7**, 893–895.
- 10 G. Li, H.-T. Chang and K. B. Sharpless, *Angew. Chem., Int. Ed. Engl.*, 1996, **35**, 451–454.
- 11 O. Reiser, *Angew. Chem., Int. Ed. Engl.*, 1996, **35**, 1308–1309.
- 12 S. C. Bergmeier, *Tetrahedron*, 2000, **56**, 2561–2576.
- 13 Y. Gao, R. M. Hanson, J. M. Klunder, S. Y. Ko, H. Masamune and K. B. Sharpless, *J. Am. Chem. Soc.*, 1987, **109**, 5765–5780.
- 14 H. C. Kolb, M. S. VanNieuwenhze and K. B. Sharpless, *Chem. Rev.*, 1994, **94**, 2483–2547.
- 15 J. A. Bodkin and M. D. McLeod, *J. Chem. Soc., Perkin Trans. 1*, 2002, 2733–2746.
- 16 B. Tao, G. Schlingloff and K. B. Sharpless, *Tetrahedron Lett.*, 1998, **39**, 2507–2510.
- 17 M. M. Heravi, P. Hajiabbasi and H. Hamidi, *Curr. Org. Chem.*, 2014, **18**, 489–511.
- 18 M. M. Heravi and V. F. Vavsari, *RSC Adv.*, 2015, **5**, 50890–50912.
- 19 M. M. Heravi and V. Zadsirjan, *Tetrahedron: Asymmetry*, 2014, **25**, 1061–1090.
- 20 M. M. Heravi, V. Zadsirjan, M. Esfandyari and T. Baie Lashaki, *Tetrahedron: Asymmetry*, 2017, **28**, 987–1043.
- 21 M. M. Heravi, V. Zadsirjan and M. Dehghani, *Tetrahedron: Asymmetry*, 2017, **28**, 587–707.
- 22 M. M. Heravi, V. Zadsirjan and M. Daraie, *Curr. Org. Synth.*, 2017, **14**, 61–111.
- 23 M. M. Heravi, M. Dehghani and V. Zadsirjan, *Tetrahedron: Asymmetry*, 2016, **27**, 513–588.
- 24 M. M. Heravi, T. B. Lashaki and N. Poorahmad, *Tetrahedron: Asymmetry*, 2015, **26**, 405–495.
- 25 M. M. Heravi and P. Hajiabbasi, *Mol. Diversity*, 2014, **18**, 411–439.
- 26 M. M. Heravi, V. Zadsirjan and H. Hamidi, *RSC Adv.*, 2017, **7**, 24470–24521.
- 27 M. M. Heravi, T. Ahmadi and M. Ghavidel, *RSC Adv.*, 2015, **5**, 101999–102075.
- 28 M. M. Heravi and N. Nazari, *Curr. Org. Chem.*, 2015, **19**, 2358–2408.
- 29 M. M. Heravi, S. Asadi and N. Nazari, *Curr. Org. Chem.*, 2015, **19**, 2196–2219.
- 30 M. M. Heravi and V. Zadsirjan, *Tetrahedron: Asymmetry*, 2013, **24**, 1149–1188.
- 31 M. M. Heravi, E. Hashemi and N. Nazari, *Mol. Diversity*, 2014, **18**, 441–472.
- 32 M. M. Heravi, M. V. Fard and Z. Faghihi, *Curr. Org. Chem.*, 2015, **19**, 1491–1525.
- 33 M. M. Heravi, V. Zadsirjan and Z. B. Savadjani, *Curr. Org. Chem.*, 2014, **18**, 2857–2891.
- 34 S. Khaghaninejad and M. M. heravi, Paal-Knorr Reaction in the Synthesis of Heterocyclic Compounds, 2014.
- 35 H. C. Kolb and K. B. Sharpless, *Asymmetric Aminohydroxylation in Transition Metals for Organic Synthesis*, Wiley-VCH, Weinheim, 1998.
- 36 P. O'Brien, *Angew. Chem., Int. Ed. Engl.*, 1999, **38**, 326–329.
- 37 C. Bolm, J. P. Hildebrand and K. Muniz, *Catalytic Asymmetric Synthesis*, Wiley-VCH, New York, 2000.
- 38 D. Nilov and O. Reiser, *Adv. Synth. Catal.*, 2002, **344**, 1169–1173.
- 39 H. C. Kolb and K. B. Sharpless, in *Transition Metals for Organic Synthesis*, ed. M. Beller and C. Bolm, Wiley-VCH, Weinheim, 1998, vol. 2, p. 219.
- 40 D. W. Nelson, A. Gypser, P. T. Ho, H. C. Kolb, T. Kondo, H.-L. Kwong, D. V. McGrath, A. E. Rubin, P.-O. Norrby,



- K. P. Gable and K. B. Sharpless, *J. Am. Chem. Soc.*, 1997, **119**, 1840–1858.
- 41 K. B. Sharpless and G. G. Li, *US Pat.*, 5767304, 1997; *Chem. Abstr.*, 1998, **128**, 61355.
- 42 H. Han, C.-W. Cho and K. D. Janda, *Chem.-Eur. J.*, 1999, **5**, 1565–1569.
- 43 R. Criegee and J. Liebig, *Ann. Chem.*, 1936, **522**, 75–96.
- 44 C. Bolm, J. P. Hildebrand and K. Muniz, *Catalytic Asymmetric Synthesis*, Wiley-VCH, New York, 2000.
- 45 A. J. DelMonte, J. Haller, K. N. Houk, K. B. Sharpless, D. A. Singleton, T. Strassner and A. A. Thomas, *J. Am. Chem. Soc.*, 1997, **119**, 9907–9908.
- 46 U. Pidun, C. Boehme and G. Frenking, *Angew. Chem., Int. Ed.*, 1996, **35**, 2817–2820.
- 47 J. Rudolph, P. C. Sennhenn, C. P. Vlaar and K. B. Sharpless, *Angew. Chem., Int. Ed. Engl.*, 1996, **35**, 2810–2813.
- 48 G. Li, H.-T. Chang and K. B. Sharpless, *Angew. Chem., Int. Ed. Engl.*, 1996, **35**, 451–454.
- 49 K. B. Sharpless and V. V. Fokin, *US Pat.*, 6350905, 2002; *Chem. Abstr.*, 2001, **134**, 178819.
- 50 S. A. Ross, M. A. Al-Azeib, K. S. Krishnaveni, F. R. Fronczek and C. L. Burandt, *J. Nat. Prod.*, 2005, **68**, 1297–1299.
- 51 S. A. Ross, G. N. Sultana, C. L. Burandt, M. A. ElSohly, J. P. Marais and D. Ferreira, *J. Nat. Prod.*, 2004, **67**, 88–90.
- 52 B. M. Crowley, Y. Mori, C. C. McComas, D. Tang and D. L. Boger, *J. Am. Chem. Soc.*, 2004, **126**, 4310–4317.
- 53 E. K. Aratikatla, T. R. Valkute, S. K. Puri, K. Srivastava and A. K. Bhattacharya, *Eur. J. Med. Chem.*, 2017, **138**, 1089–1105.
- 54 R. J. Molyneux, J. N. Roitman, G. Dunnheim, T. Szumilo and A. D. Elbein, *Arch. Biochem. Biophys.*, 1986, **251**, 450–457.
- 55 H.-X. Zhang, P. Xia and W.-S. Zhou, *Tetrahedron*, 2003, **59**, 2015–2020.
- 56 M. Tamada, K. Endo, H. Hikino and C. Kabuto, *Tetrahedron Lett.*, 1979, 873–876.
- 57 V. U. Ahmad and V. Sultana, *J. Nat. Prod.*, 1990, **53**, 1162–1167.
- 58 P. Datwyler, H. Bosshardt, S. Johnne and M. Hesse, *Helv. Chim. Acta*, 1979, **62**, 2712–2723.
- 59 W. Kurosawa, T. Kan and T. Fukuyama, *J. Am. Chem. Soc.*, 2003, **125**, 8112–8113.
- 60 W. Kurosawa, H. Kobayashi, T. Kan and T. Fukuyama, *Tetrahedron*, 2004, **60**, 9615–9628.
- 61 M. Shi, Y. Satoh, T. Makihara and Y. Masaki, *Tetrahedron: Asymmetry*, 1995, **6**, 2109–2112.
- 62 S. Singh and H. Han, *Tetrahedron Lett.*, 2004, **45**, 6349–6352.
- 63 W.-S. Zhou, Z.-H. Lu, Y.-M. Xu, L.-X. Liao and Z.-M. Wang, *Tetrahedron*, 1999, **55**, 11959–11983.
- 64 A. D. Elbein and R. J. Molyneux, *Alkaloids: Chemical and Biological Perspectives*, Wiley press, New York, 1987.
- 65 A. Dubey, S. V. Kauloorkar and P. Kumar, *Tetrahedron*, 2010, **66**, 3159–3164.
- 66 M. Tanaka, F. Nara, K. Suzuki-Konagai, T. Hosoya and T. Ogita, *J. Am. Chem. Soc.*, 1997, **119**, 7871–7872.
- 67 T. J. Donohoe, P. D. Johnson, M. Helliwell and M. Keenan, *Chem. Commun.*, 2001, 2078–2079.
- 68 M. N. Kenworthy, G. D. McAllister and R. J. Taylor, *Tetrahedron Lett.*, 2004, **45**, 6661–6664.
- 69 S. C. Bergmeier, *Tetrahedron*, 2000, **56**, 2561–2576.
- 70 R. E. Babine and S. L. Bender, *Chem. Rev.*, 1997, **97**, 1359–1472.
- 71 O. V. Singh and H. Han, *Tetrahedron Lett.*, 2003, **44**, 5289–5292.
- 72 J. N. Kumar and B. Das, *Tetrahedron Lett.*, 2013, **54**, 3865–3867.
- 73 H. Kakeya, M. Morishita, K. Kobinata, M. Osono, M. Ishizuka and H. Osada, *J. Antibiot.*, 1998, **51**, 1126–1128.
- 74 S. Milicevic, R. Matovic and R. N. Saicic, *Tetrahedron Lett.*, 2004, **45**, 955–957.
- 75 P. Ciminiello, C. Dell'Aversano, E. Fattorusso, M. Forino, S. Magno, F. U. Santelia, V. I. Moutsos, E. N. Pitsinos and E. A. Couladouros, *Tetrahedron*, 2006, **62**, 7738–7743.
- 76 E. A. Couladouros, V. I. Moutsos and E. N. Pitsinos, *Tetrahedron Lett.*, 2004, **45**, 7779–7781.
- 77 J. M. Richter, B. W. Whitefield, T. J. Maimone, D. W. Lin, M. P. Castroviejo and P. S. Baran, *J. Am. Chem. Soc.*, 2007, **129**, 12857–12869.
- 78 D. H. Dethe and A. Ranjan, *RSC Adv.*, 2013, **3**, 23692–23703.
- 79 P. Kulanthavel, Y. F. Hallock, C. Boros, S. M. Hamilton, W. P. Janzen, L. M. Ballas, C. R. Loomis, J. B. Jiang and B. Katz, *J. Am. Chem. Soc.*, 1993, **115**, 6452–6453.
- 80 S. Ohshima, M. Yanagisawa, A. Katoh, T. Fujii, T. Sano, S. Matsukama, T. Furumai, M. Fujiu, K. Watanabe, K. Yokose, M. Arisawa and T. Okuda, *J. Antibiot.*, 1994, **47**, 639–641.
- 81 Y. Nishizuka, *Science*, 1992, **258**, 607–615.
- 82 C. E. Masse, A. J. Morgan and J. S. Panek, *Org. Lett.*, 2000, **2**, 2571–2573.
- 83 N. B. Kondekar, R. S. V. Kandula and P. Kumar, *Tetrahedron Lett.*, 2004, **45**, 5477–5479.
- 84 K. Mizushima, Y. Miyamoto, F. Tsukahara, M. Hirai, Y. Sakaki and T. Ito, *Genomics*, 2000, **69**, 314–321.
- 85 C. D. Dzierba, Y. Bi, B. Dasgupta, R. A. Hartz, V. Ahuja, G. Cianchetta, G. Kumi, L. Dong, S. Aleem and C. Fink, *Bioorg. Med. Chem. Lett.*, 2015, **25**, 1448–1452.
- 86 M. Igarashi, N. Nakagawa, N. Doi, S. Hattori, H. Naganawa and M. Hamada, *J. Antibiot.*, 2003, **56**, 580.
- 87 M. Igarashi, Y. S. Takahashi, T., H. Nakamura, H. Naganawa, T. Miyake and Y. Akamatsu, *J. Antibiot.*, 2005, **58**, 327–337.
- 88 S. Hirano, S. Ichikawa and A. Matsuda, *Angew. Chem., Int. Ed.*, 2005, **44**, 1854–1856.
- 89 M. K. Renner, Y.-C. Shen, X.-C. Cheng, P. R. Jensen, W. Frankmoelle, C. A. Kauffman, W. Fenical, E. Lobkovsky and J. Clardy, *J. Am. Chem. Soc.*, 1999, **121**, 11273–11276.
- 90 M. Jaspars, *Chem. Ind.*, 1999, 51–55.
- 91 C. J. Pazoles and S. A. Siegel, WO9809640A1, Mar. 12, 1998; *Chem. Abstr.*, 1998, **128**, 226226.
- 92 H. Sugiyama, F. Yokokawa, T. Aoyama and T. Shioiri, *Tetrahedron Lett.*, 2001, **42**, 7277–7280.
- 93 H. Sugiyama, T. Shioiri and F. Yokokawa, *Tetrahedron Lett.*, 2002, **43**, 3489–3492.
- 94 T. Wieland, *Helv. Chim. Acta*, 1961, **44**, 919–926.
- 95 V. Reshef and S. Carmeli, *Tetrahedron*, 2006, **62**, 7361–7369.
- 96 J. Shoji, H. Hinoo, T. Katayama, K. Matsumoto, T. Tanimoto, T. Hattori, I. Higashiyama, H. Miwa, K. Motokawa and T. Yoshida, *J. Antibiot.*, 1992, **45**, 817–823.



- 97 T. Kato, H. Hino, K. Matsumoto, T. Hattori, T. Yoshida, S. Matsuura and E. Kondo, *J. Antibiot.*, 1988, **41**, 713–718.
- 98 Y. Lim, J. W. Suh, S. Kim, B. Hyun, C. Kim and C. H. Lee, *J. Antibiot.*, 1994, **47**, 1406–1416.
- 99 H. Maki, K. Miura and Y. Yamano, *Antimicrob. Agents Chemother.*, 2001, **45**, 1823–1827.
- 100 A. Guzman-Martinez, R. B. Lamer and M. S. VanNieuwenhze, *J. Am. Chem. Soc.*, 2007, **59**, 6017–6021.
- 101 F. v. Nussbaum, S. Anlauf, J. B. Benet, D. Haebich, J. Koebberling, L. Musza, J. Telser, H. W. Ruebsamen and N. A. Brunner, *Angew. Chem., Int. Ed.*, 2007, **46**, 2039–2042.
- 102 J. K. Khalaf and A. Datta, *Amino Acids*, 2008, **35**, 507–510.
- 103 D. H. Williams, *Acc. Chem. Res.*, 1984, **17**, 364–369.
- 104 D. H. Williams and B. Bardsley, *Angew. Chem., Int. Ed. Engl.*, 1999, **38**, 1172–1193.
- 105 A. J. Pearson and S. Zigmantas, *Tetrahedron Lett.*, 2001, **42**, 8765–8768.
- 106 T. T. Upadhyaya and A. Sudalai, *Tetrahedron: Asymmetry*, 1997, **8**, 3685–3689.
- 107 J.-C. Lee, G. T. Kim, Y. K. Shim and S. H. Kang, *Tetrahedron Lett.*, 2001, **42**, 4519–4521.
- 108 M. Bruncko, G. Schlingoff and K. B. Sharpless, *Angew. Chem., Int. Ed. Engl.*, 1997, **36**, 1483–1486.
- 109 M. Liu and M. P. Sibi, *Tetrahedron*, 2002, **58**, 7991–8035.
- 110 M. Ordonez and C. Cativiela, *Tetrahedron: Asymmetry*, 2007, **18**, 3–99.
- 111 S. Chandrasekhar and S. Mohapatra, *Tetrahedron Lett.*, 1998, **39**, 6415–6418.
- 112 M. Harding, J. A. Bodkin, C. A. Hutton and M. D. McLeod, *Synlett*, 2005, 2829–2831.
- 113 K. Shin-ya, J.-S. Kim, K. Furihata, Y. Hayakawa and H. Seto, *Tetrahedron Lett.*, 1997, **38**, 7079–7082.
- 114 D. Ma and J. Yang, *J. Am. Chem. Soc.*, 2001, **123**, 9706–9707.
- 115 H. Kobayashi, K. Shin-ya, K. Furihata, Y. Hayakawa and H. Seto, *Tetrahedron Lett.*, 2001, **42**, 4021–4023.
- 116 S. Yu, S. Zhu, X. Pan, J. Yang and D. Ma, *Tetrahedron*, 2011, **67**, 1673–1680.
- 117 A. Goodman-Gilman, L. S. Goodman, T. W. Rall and F. Murad, *Goodman and Gilman's The Pharmacological Basis of Therapeutics*, MacMillan Publishing, New York, 1985.
- 118 M. Nakajima, A. Hasegawa, N. Kurihara, H. Shibata, T. Ueno and D. Nishimura, *Tetrahedron Lett.*, 1968, **9**, 623–627.
- 119 I. R. Hooper, *The Naturally Occurring Aminoglycoside Antibiotics. In Aminoglycoside Antibiotics*, Springer-Verlag, New York, 1982.
- 120 M. H. Haukaas and G. A. O'Doherty, *Org. Lett.*, 2001, **3**, 3899–3902.
- 121 M. A. Ciufolini, C. Y. W. Hermann, Q. Dong, T. Shimizu, S. Swaminathan and N. Xi, *Synlett*, 1998, 105–114.
- 122 M. H. Haukaas and G. A. O'Doherty, *Org. Lett.*, 2001, **3**, 401–404.
- 123 K. Afarinkia and A. Bahar, *Tetrahedron: Asymmetry*, 2005, **16**, 1239–1287.
- 124 D. Horton, in *Advances in Carbohydrate Chemistry and Biochemistry*, ed. D. Horton, Academic Press, 2013, vol. 70, pp. 13–209.
- 125 J. A. Bodkin, G. B. Bacskey and M. D. McLeod, *Org. Biomol. Chem.*, 2008, **6**, 2544–2553.
- 126 O. V. Singh and H. Han, *Tetrahedron Lett.*, 2003, **44**, 2387–2391.
- 127 S. R. V. Kandula and P. Kumar, *Tetrahedron*, 2006, **62**, 9942–9948.
- 128 J. Robertson and E. Abdulmalek, *Tetrahedron Lett.*, 2009, **50**, 3516–3518.
- 129 T. Yokomatsu, Y. Yuasa, S. Kano and S. Shibuya, *Heterocycles*, 1991, **32**, 2315.
- 130 K. E. Harding, M. T. Coleman and L. T. Liu, *Tetrahedron Lett.*, 1991, **32**, 3795–3798.
- 131 J. A. Bodkin and M. D. McLeod, *J. Chem. Soc., Perkin Trans. 1*, 2002, 2733.
- 132 D. Nilov and O. Reiser, *Adv. Synth. Catal.*, 2002, **344**, 1169–1173.
- 133 A. Samararat, H. Amri and Y. Landais, *Tetrahedron*, 2004, **60**, 8949–8956.
- 134 G. Bentzinger, W. De Souza, C. Mullié, P. Agnamey, A. Dassonville-Klimpt and P. Sonnet, *Tetrahedron: Asymmetry*, 2016, **27**, 1–11.
- 135 M. C. Wani, H. L. Taylor, M. E. Wall, P. Coggon and A. T. Mcphail, *J. Am. Chem. Soc.*, 1971, **93**, 2325–2327.
- 136 P. B. Schiff, J. Fant and S. B. Horwitz, *Nature*, 1979, **277**, 665–667.
- 137 H.-F. Lu, C. Xie, J. Chang, G.-Q. Lin and X. Sun, *Eur. J. Med. Chem.*, 2011, **46**, 1743–1748.
- 138 S. Chandrasekhar, S. Mohapatra and J. Yadav, *Tetrahedron*, 1999, **55**, 4763–4768.
- 139 S. Mekki, S. Bellahouel, N. Vanthuyne, M. Rolland, A. Derdour, J. Martinez, M. Vignes and V. Rolland, *Tetrahedron: Asymmetry*, 2012, **23**, 94–99.
- 140 M. Wada, T. Sano and O. Mitsunobu, *Bull. Chem. Soc. Jpn.*, 1973, **46**, 2833–2835.
- 141 K. Sato, R. Okachi, I. Matsukuma, K. Mochida and T. Hirata, *J. Antibiot.*, 1989, **42**, 1844–1853.
- 142 C. L. Carroll and A. R. Chamberlin, *Tetrahedron Lett.*, 2011, **52**, 3995–3997.
- 143 J. L. Cohen and A. R. Chamberlin, *Tetrahedron Lett.*, 2007, **48**, 2533–2536.
- 144 J. N. Porter, R. I. Hewitt, C. W. Hesseltine, J. Krupka, J. A. Lowery, W. S. Wallace, N. Bohonos and J. H. Williams, *Antibiot. Chemother.*, 1952, **2**, 409–410.
- 145 C. Cesario, L. P. Tardibono and M. J. Miller, *Tetrahedron Lett.*, 2010, **51**, 3053–3056.
- 146 C.-G. Yang, J. Wang, X.-X. Tang and B. Jiang, *Tetrahedron: Asymmetry*, 2002, **13**, 383–394.
- 147 O. V. Singh, D. J. Kampf and H. Han, *Tetrahedron Lett.*, 2004, **45**, 7239–7242.
- 148 E. Abraham, E. A. Brock, J. I. Candela-Lena, S. G. Davies, M. Georgiou, R. L. Nicholson, J. H. Perkins, P. M. Roberts, A. J. Russell and E. M. Sánchez-Fernández, *Org. Biomol. Chem.*, 2008, **6**, 1665–1673.
- 149 E. Abraham, S. G. Davies, N. L. Millican, R. L. Nicholson, P. M. Roberts and A. D. Smith, *Org. Biomol. Chem.*, 2008, **6**, 1655–1664.

