



Cite this: *RSC Adv.*, 2024, 14, 38079

Received 30th October 2024  
Accepted 12th November 2024

DOI: 10.1039/d4ra07747d

rsc.li/rsc-advances

# Simple divalent metal salts as robust and efficient initiators for the ring-opening polymerisation of *rac*-lactide†

Phoebe A. Lowy and Jennifer A. Garden \*

Simple divalent metal benzoxides are reported as robust and efficient catalysts for lactide (LA) polymerisation. Following a “pre-stir” step to aid solubility, the best performing catalyst, Zn(OBN)<sub>2</sub>, gave quantitative monomer conversion in just 30 seconds and performed well under industrially relevant settings with high monomer loadings, bulk polymerisation conditions and non-anhydrous conditions using technical grade LA.

Given the high societal reliance of plastics, there is a major push to develop sustainable alternatives to petrochemical-derived polymers.<sup>1</sup> One of the most promising replacements is poly(lactic acid) (PLA), a bio-derived polyester that is biodegradable, recyclable, and has diverse applications in packaging, drinking cups, bottles, fibres and medical sutures/stents.<sup>2,3</sup> PLA is typically produced *via* the ring-opening polymerisation (ROP) of lactide (LA) using tin(II) octanoate (Sn(Oct)<sub>2</sub>, Fig. 1 A),<sup>6–8</sup> which is the standard industry catalyst due to its high activity.<sup>4,9</sup> However, the drawbacks include toxicity concerns that limit certain applications within the biomedical field, and the need for high monomer purity because water and other impurities can reduce the polymerisation control.

While many alternatives to Sn(Oct)<sub>2</sub> have been reported, most rely on carefully designed ligands to boost the activity, by improving the solubility, fine-tuning the electronics or changing the metal coordination environment.<sup>10</sup> Experimental and theoretical studies have shown that ligand-supported monometallic catalysts for cyclic ester ROP generally proceed *via* a coordination–insertion mechanism (Scheme 1).<sup>7,11</sup> Polymerisation occurs *via* monomer coordination to the Lewis acidic metal centre with nucleophilic attack, ring-opening and insertion of the cyclic ester into a metal–O<sub>alkoxide</sub> bond. Some of the most efficient metal-based initiators reported for cyclic ester ROP are complexes based on magnesium, calcium and especially zinc (see Fig. 1 B, C and S13† for some representative examples).<sup>4,12–16</sup> Zinc is particularly attractive because it is inexpensive, colourless, non-toxic, and relatively robust towards air and moisture compared to Mg and Ca.<sup>12,13,17</sup> However, such divalent metal complexes typically require multi-step syntheses and are air- and moisture-sensitive, thus need to be handled

under extremely anhydrous conditions. This limits their use in large scale, industrially relevant settings, and so the development of robust, air- and moisture-tolerant analogues is highly appealing. While there are relatively few examples of robust LA ROP catalysts based on low toxicity metals,<sup>18</sup> Wu and co-workers reported two air-stable heterometallic Li/Zn and Na/Zn catalysts (Fig. 1 D and E).<sup>5</sup> Notably, E was active for *l*-LA ROP when the reactions were performed in air using an unpurified monomer source, giving PLA with controllable molecular weight and high LA conversions of 94%, albeit after a relatively long reaction time (48 h, *D* = 1.4, 90 °C, toluene, [cat] : [L-LA] 1 : 175).

In terms of simple, non-ligated initiators for cyclic ester ROP, metal-alkyl reagents such as BuLi and Bu<sub>2</sub>Mg have been reported. While these are efficient initiators, and can even deliver partial heterotacticity control in *rac*-LA ROP, they are also highly pyrophoric. Alternatively, simple metal-alkoxide salts, including those based on Li,<sup>19</sup> Mg,<sup>20</sup> Ca,<sup>21</sup> Al,<sup>22,23</sup> Y<sup>24</sup> and La<sup>25</sup> have been exploited as efficient initiators for LA ROP, including those added as activity boosters to harness heterometallic cooperativity in mixed-metal catalyst systems.<sup>26</sup> Beyond lactide,<sup>27</sup> the use of simple zinc salts has been demonstrated in the ROP of

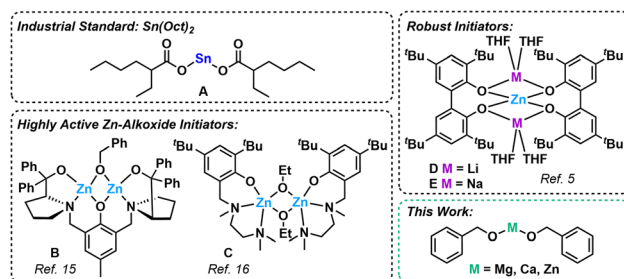
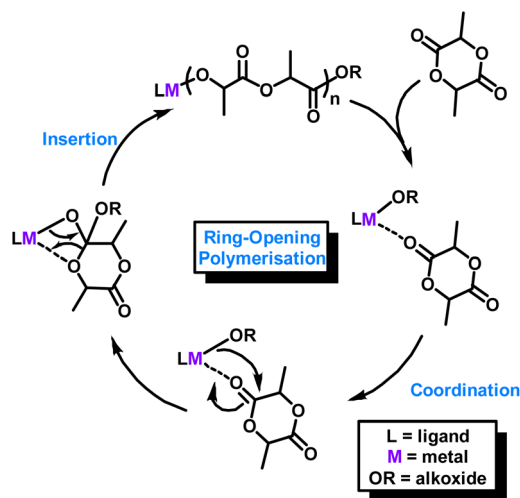


Fig. 1 Examples of the industrial standard Sn(Oct)<sub>2</sub>, highly active and/or robust Zn-alkoxide initiators, and the simple salts explored for LA ROP in this work.<sup>4,5,14,15</sup>

EdStCHEM School of Chemistry, University of Edinburgh, Edinburgh, EH9 3FJ, UK.  
E-mail: j.garden@ed.ac.uk

† Electronic supplementary information (ESI) available. See DOI: <https://doi.org/10.1039/d4ra07747d>





Scheme 1 Proposed coordination insertion mechanism for LA ROP using a monometallic catalyst.

other cyclic esters, including the use of Zn lactate in the ROP of 1,4-dioxan-2-one,<sup>28</sup> and  $\text{Zn}(\text{OBn})_2$  for the ROP of gem-disubstituted valerolactones.<sup>29</sup> Herein, we report the use of three simple metal salts based on low toxicity metals,  $\text{Mg}(\text{OBn})_2$ ,  $\text{Ca}(\text{OBn})_2$ , and  $\text{Zn}(\text{OBn})_2$ , as highly active initiators in LA ROP upon incorporation of a “pre-stir” into the reaction set-up, and probed the robustness of these systems towards industrially relevant conditions.

Metal-alkoxides  $\text{Mg}(\text{OBn})_2$ ,  $\text{Ca}(\text{OBn})_2$ , and  $\text{Zn}(\text{OBn})_2$  were generated from the addition of 2 equiv. of benzyl alcohol (BnOH) to  $\text{Mg}(\text{HMDS})_2$ ,  $\text{Ca}(\text{HMDS})_2(\text{THF})_2$  or  $\text{Et}_2\text{Zn}$  in THF solvent at room temperature.<sup>26</sup> BnOH was selected because it is inexpensive, commercially available, and ligated metal-benzoxides have shown good activities in cyclic ester ROP. The complexes were characterised by NMR spectroscopy and MALDI-ToF mass spectrometry but unfortunately, attempts to crystallise these three complexes from a range of solvents including THF, toluene and chloroform were unsuccessful. <sup>1</sup>H NMR characterisation revealed the presence of 1 equiv. of

residual HMDSH in isolated  $\text{Mg}(\text{OBn})_2$  (which was factored into the MW), and trace HMDSH in  $\text{Ca}(\text{OBn})_2$  (~0.1 equiv.). As removal of residual HMDSH has previously been reported to decompose group 2 complexes,  $\text{Mg}(\text{OBn})_2$  and  $\text{Ca}(\text{OBn})_2$  were employed directly as catalysts.<sup>17</sup> While  $\text{Mg}(\text{OBn})_2$ ,  $\text{Ca}(\text{OBn})_2$ , and  $\text{Zn}(\text{OBn})_2$  have been previously reported for *rac*-lactide polymerisation (r.t., THF solvent),  $\text{Zn}(\text{OBn})_2$  was completely inactive.<sup>26</sup> Here, all three  $\text{M}(\text{OBn})_2$  salts were tested for *rac*-LA ROP at 70 °C in toluene with 1 M LA concentration; conditions that have been successful for other ROP catalysts.<sup>17</sup> Under these conditions, all three  $\text{M}(\text{OBn})_2$  salts were active in *rac*-LA ROP, with reasonable polymerisation control (Table 1, entries 1–4).  $\text{Zn}(\text{OBn})_2$  and  $\text{Mg}(\text{OBn})_2$  converted 50 equiv. and 140 equiv. of *rac*-LA in 40 min, respectively (entries 1 and 2), whilst  $\text{Ca}(\text{OBn})_2$  was the most active and converted 90 equiv. of LA in just 2 min (entry 3).

Performing kinetic studies with the slower  $\text{Zn}(\text{OBn})_2$  and  $\text{Mg}(\text{OBn})_2$  catalysts revealed an induction period of approximately 10 min in both cases (Fig. S4†). The analysis of induction periods is important because catalysts can undergo changes during this time, such as a change in the aggregation state, solubilisation of the catalyst species, structural rearrangement of a ligand to facilitate metal coordination,<sup>15</sup> or alcoholysis of a metal-alkyl precursor to generate an active metal-alkoxide initiator. Introducing a “pre-stir” step, in this case to aid solubility of both the catalyst species and monomer, can overcome the induction period, giving a better representation of the true propagation rate.<sup>30</sup> Therefore, two separate solutions of  $\text{M}(\text{OBn})_2$  in toluene and *rac*-LA in toluene were stirred for 30 min at 70 °C, using a “pre-stir” step to ensure *rac*-LA dissolution and aid catalyst solubility before the catalyst was added to the LA solution (Table 1, entries 5–8). All three salts gave first order kinetics with respect to monomer concentration (Fig. S5†). For  $\text{Zn}(\text{OBn})_2$ , there was a remarkable increase in rate after introducing this 30 minutes “pre-stir”; the  $k_{\text{obs}}$  value increased by a factor of 240 (Table 1, entries 5 vs. 1). The activity of  $\text{Mg}(\text{OBn})_2$  also improved, albeit to a lesser extent, with the observed rate constant increasing by a factor of 7 (entries 6 vs. 2). In contrast,  $\text{Ca}(\text{OBn})_2$  gave similarly high *rac*-LA conversions

Table 1 Optimisation of polymerisation conditions using  $\text{M}(\text{OBn})_2$  salts for *rac*-LA ROP<sup>a</sup>

| Entry          | Cat.                      | LA equiv. | Pre-stir (min) | Time (min) | Conv. <sup>b</sup> (%) | $k_{\text{obs}}$ (min <sup>-1</sup> ) | $M_{\text{n calc}}$ (kg mol <sup>-1</sup> ) | $M_{\text{n obs}}^d$ (kg mol <sup>-1</sup> ) | $M_{\text{n obs}}/M_{\text{n calc}}$ (2 chains) | $\bar{D}$ |
|----------------|---------------------------|-----------|----------------|------------|------------------------|---------------------------------------|---|--|---|-----------|
| 1              | $\text{Zn}(\text{OBn})_2$ | 100       | —              | 40         | 50                     | 0.025                                 | 3.6   | 4.8  | 1.35  | 1.18      |
| 2              | $\text{Mg}(\text{OBn})_2$ | 167       | —              | 40         | 84                     | 0.07                                  | 10.1  | 9.0  | 0.88  | 1.40      |
| 3              | $\text{Ca}(\text{OBn})_2$ | 100       | —              | 2          | 90                     | —                                     | 6.5   | 6.8  | 1.04  | 1.62      |
| 4              | $\text{Ca}(\text{OBn})_2$ | 100       | —              | 5          | 97                     | —                                     | 7.0   | 4.3  | 0.62  | 2.65      |
| 5              | $\text{Zn}(\text{OBn})_2$ | 100       | 30             | 0.5        | 96                     | 6.0                                   | 6.9   | 7.0  | 1.00  | 1.47      |
| 6              | $\text{Mg}(\text{OBn})_2$ | 167       | 30             | 5          | 91                     | 0.49                                  | 10.9  | 8.3  | 0.68  | 1.99      |
| 7              | $\text{Mg}(\text{OBn})_2$ | 100       | 30             | 5          | 93                     | 0.49                                  | 6.7   | 7.1  | 1.05  | 1.52      |
| 8              | $\text{Ca}(\text{OBn})_2$ | 100       | 30             | 2          | 87                     | 0.81                                  | 6.3   | 5.4  | 0.90  | 1.53      |
| 9 <sup>e</sup> | HMDSH                     | 100       | —              | 1440       | 0                      | —                                     | —   | —  | —   | —         |

<sup>a</sup> [*rac*-LA] = 1 M in toluene, 70 °C. For  $\text{Mg}(\text{OBn})_2$ , the mass of residual HMDSH (1.0 equiv.) was factored into the catalyst mass. <sup>b</sup> Conversion calculated using <sup>1</sup>H NMR spectroscopy. <sup>c</sup>  $M_{\text{n calc}}$  of polymers calculated from  $M_{\text{n calc}} = M_0 \times ([M]/[I]) \times \text{conversion}$  assuming 2 chains per catalyst. <sup>d</sup>  $M_{\text{n obs}}$  and  $\bar{D}$  determined by SEC using polystyrene standards in THF. Values corrected by a correction factor of 0.58.<sup>21</sup> <sup>e</sup> [HMDSH]: [BnOH]: [*rac*-LA] = 1 : 1 : 100.



with or without a pre-stir (90% vs. 87% in 2 min, respectively, entries 3 and 8). Identical polymerisation rates were observed whether a 1 : 167 or 1 : 100 loading of  $\text{Mg}(\text{OBn})_2$  : *rac*-LA was used (both  $k_{\text{obs}} = 0.49 \text{ min}^{-1}$ , Table 1 entries 6 and 7), where the 1 equiv. of residual HMDSH present was factored in to the catalyst MW in both cases. Note that if the mass of HMDSH was not included in the catalyst MW, the 1 : 167 ratio becomes a 1 : 100 ratio. The identical  $k_{\text{obs}}$  values therefore imply that, under these conditions, factoring residual HMDSH into the calculations does not significantly impact the catalyst activity. No HMDS-capped PLA was detected by MALDI-ToF analysis, and a control reaction confirmed that HMDSH does not initiate *rac*-LA ROP in the presence of BnOH (entry 9 and Fig. S8†). Taken together, the data shows that HMDSH does not initiate *rac*-LA ROP in these systems, which is consistent with literature reports for other divalent metal catalysts.<sup>17,26</sup>

For all three  $\text{M}(\text{OBn})_2$  salts,  $M_{\text{n obs}}$  generally increased linearly with conversion (Fig. S7†), although  $\text{Zn}(\text{OBn})_2$  gave some lower-than-expected  $M_{\text{n obs}}$  values in the late stages of the polymerisation. MALDI-ToF mass spectrometry was used to analyse the PLA end groups, and all three  $\text{M}(\text{OBn})_2$  salts generated  $\alpha$ -benzoxo,  $\omega$ -hydroxy (major series) as well as  $\alpha$ -hydroxy,  $\omega$ -hydroxy end-capped and/or cyclic PLA as the minor series (Fig. S8†). The minor series were attributed to chain transfer or transesterification reactions, increasing in the later stages of LA polymerisation as has been reported for other catalysts.<sup>10,31</sup> Taken together, the presence of OBn/H end groups and the first-order reaction in monomer supports a coordination-insertion mechanism, which has been reported for other metal salt catalysts.<sup>32,33</sup> Due to the impressive activities of the  $\text{M}(\text{OBn})_2$  salts in LA ROP following a “pre-stir”, these salts were further explored targeting industrially relevant conditions. The activities of the  $\text{M}(\text{OBn})_2$  salts were therefore investigated at higher monomer loadings of up to 2500 equiv. of *rac*-LA in toluene at 70 °C (Table 2). Interestingly,  $\text{Zn}(\text{OBn})_2$  retained excellent activities at high monomer loadings (Table 2, entries

1–7, Fig. 2a). For example, at [cat] : [*rac*-LA] loadings of 1 : 1000,  $\text{Zn}(\text{OBn})_2$  converted 960 equiv. *rac*-LA in 3.5 min ( $k_{\text{obs}} = 0.94 \text{ min}^{-1}$ ) achieving a high  $M_{\text{n}}$  value of  $49.3 \text{ kg mol}^{-1}$  (entry 5). Furthermore,  $\text{Zn}(\text{OBn})_2$  tolerated even higher monomer loadings of 1 : 2500, converting 2250 equiv. of LA in 10 min ( $k_{\text{obs}} = 0.23 \text{ min}^{-1}$ ), and delivered high molecular weight PLA ( $157.5 \text{ kg mol}^{-1}$ , entry 7).  $\text{Zn}(\text{OBn})_2$  also provided excellent control with a linear increase in  $M_{\text{n obs}}$  and narrow dispersities ( $D = 1.14$ – $1.23$ , entries 6–7, Fig. 2b; [*rac*-LA] = 2 M). Notably, PLA with molar mass  $>100 \text{ kg mol}^{-1}$  is attractive for industrially relevant settings,<sup>34,35</sup> and the dispersities achieved with  $\text{Zn}(\text{OBn})_2$  are competitive with those generated using industrial catalysts ( $D < 2$ ).<sup>18,36</sup> While increasing the monomer loading led to a decrease in the observed rate constant,  $k_{\text{obs}}$ , the activity of  $\text{Zn}(\text{OBn})_2$  remains extremely high and is competitive with some of the most active ligand supported Zn catalysts [Fig. 2a and Table S1†].<sup>12,13,15,16,37</sup> For example, under similar conditions,  $\text{Zn}(\text{OBn})_2$  outperformed **B** (Fig. 1), with respective  $k_{\text{obs}}$  values of  $1 \times 10^{-1} \text{ s}^{-1}$  and  $3.5 \times 10^{-2} \text{ s}^{-1}$  ([cat] : [*rac*-LA] = 1 : 100, [*rac*-LA] = 1 M in toluene, 70 °C or 60 °C, respectively).<sup>15</sup> Additionally, at higher monomer loadings, the activity of  $\text{Zn}(\text{OBn})_2$  is approximately 20 times greater than that of the dimeric Zn complex **C** reported by Hillmyer, Tolman and co-workers, albeit under different reaction conditions ( $k_{\text{obs}} = 1.5 \times 10^{-2} \text{ s}^{-1}$  vs.  $k_{\text{obs}} = 0.8 \times 10^{-3} \text{ s}^{-1}$ , respectively; [cat] : [*rac*-LA] = 1 : 1000, [*rac*-LA] = 1 M in toluene, 70 °C vs.  $\text{CH}_2\text{Cl}_2$ , 25 °C, Fig. 1).<sup>16</sup>  $\text{Zn}(\text{OBn})_2$  also performs well compared to other bimetallic Zn catalysts reported for higher monomer loadings (Tables 2, S1 and Fig. S13†). At a [cat] : [*rac*-LA] ratio of 1 : 600,  $\text{Zn}(\text{OBn})_2$  gave 50% conversion of LA in 30 seconds at 70 °C in toluene, whereas bimetallic **F** (Fig. S13 and Table S1†) gave 89% conversion after 24 h in dichloromethane at 25 °C. While  $\text{Zn}(\text{OBn})_2$  is highly active, it is less active than some of the best-performing Zn complexes reported to date.<sup>12,13</sup> For example, under the same monomer loading of [cat] : [*rac*-LA] = 1 : 1000, the bis-Zn complex reported by Brooker, Williams and co-workers (**H**, Fig. S13 and Table S1†) converted 730 equiv.

Table 2 Probing the robustness of  $\text{M}(\text{OBn})_2$  salts in *rac*-LA ROP at high monomer loadings<sup>a</sup>

| Entry          | Cat.                      | LA equiv. | Time (min) | Conv. <sup>b</sup> (%) | $k_{\text{obs}}$ ( $\text{min}^{-1}$ ) | $M_{\text{n calc}}$ <sup>c</sup> ( $\text{kg mol}^{-1}$ ) | $M_{\text{n obs}}$ <sup>d</sup> ( $\text{kg mol}^{-1}$ ) | $M_{\text{n obs}}/M_{\text{n calc}}$ (2 chains) | $D$  |
|----------------|---------------------------|-----------|------------|------------------------|--|---|--|---|------|
| 1              | $\text{Zn}(\text{OBn})_2$ | 300       | 0.5        | 73                     | 2.53                                   | 15.8  | 15.2   | 0.96  | 1.19 |
| 2              | $\text{Zn}(\text{OBn})_2$ | 600       | 0.5        | 50                     | 1.29                                   | 21.6  | 20.7   | 0.96  | 1.18 |
| 3              | $\text{Zn}(\text{OBn})_2$ | 1000      | 0.5        | 44                     | 0.90                                   | 31.8  | 19.0   | 0.60  | 1.22 |
| 4 <sup>e</sup> | $\text{Zn}(\text{OBn})_2$ | 1000      | 0.5        | 29                     | 0.94                                   | 20.6  | 20.8   | 1.01  | 1.14 |
| 5 <sup>e</sup> | $\text{Zn}(\text{OBn})_2$ | 1000      | 3.5        | 96                     | 0.94                                   | 68.9  | 49.3   | 0.72  | 1.33 |
| 6 <sup>e</sup> | $\text{Zn}(\text{OBn})_2$ | 2500      | 1          | 37                     | 0.23                                   | 66.1  | 58.0 <sup>f</sup>  | 0.88  | 1.14 |
| 7 <sup>e</sup> | $\text{Zn}(\text{OBn})_2$ | 2500      | 10         | 90                     | 0.23                                   | 161.4   | 157.5 <sup>f</sup>                                       | 0.98  | 1.23 |
| 8              | $\text{Mg}(\text{OBn})_2$ | 500       | 5          | 46                     | 0.14                                   | 16.6  | 12.4   | 0.75  | 1.37 |
| 9              | $\text{Mg}(\text{OBn})_2$ | 1670      | 5          | 11                     | 0.03                                   | 13.2  | —  | —   | —    |
| 10             | $\text{Mg}(\text{OBn})_2$ | 1670      | 80         | 88                     | 0.03                                   | 105.8   | 25.0   | 0.24  | 1.70 |
| 11             | $\text{Ca}(\text{OBn})_2$ | 300       | 1          | 4                      | —                                      | 0.85  | —  | —   | —    |
| 12             | $\text{Ca}(\text{OBn})_2$ | 300       | 25         | 17                     | —                                      | 3.6   | —  | —   | —    |

<sup>a</sup> *rac*-LA pre-stirred in toluene for 30 min prior to addition of  $\text{M}(\text{OBn})_2$ , [*rac*-LA] = 1 M in toluene, 70 °C. <sup>b</sup> Conversion calculated using  $^1\text{H}$  NMR spectroscopy. <sup>c</sup>  $M_{\text{n calc}}$  of polymers calculated from  $M_{\text{n calc}} = M_0 \times ([\text{M}]/[\text{I}]) \times \text{conversion}$  assuming 2 chains per catalyst. <sup>d</sup>  $M_{\text{n obs}}$  and  $D$  determined by SEC using polystyrene standards in THF. Values corrected by a correction factor of 0.58.<sup>21</sup> <sup>e</sup> [*rac*-LA] = 2 M in toluene. <sup>f</sup> Uncorrected  $M_{\text{n}}$  reported as correction factor only valid at lower  $M_{\text{n}}$  ( $<20 \text{ kg mol}^{-1}$ ).<sup>22</sup>



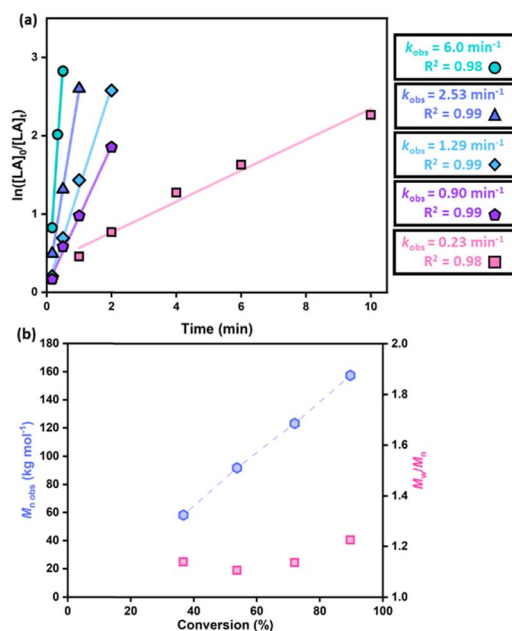


Fig. 2 (a) Semi-logarithmic plot of *rac*-LA conversion vs. time at 70 °C with **Zn(OBn)<sub>2</sub>** in toluene solvent with various [cat] : [*rac*-LA] loading ratios ([*rac*-LA] = 1 M for 1 : 100 (circles); 1 : 300 (triangles); 1 : 500 (diamonds) and 1 : 1000 (pentagon) loadings, and 2 M for 1 : 2500 (square) loadings, with  $k_{obs}$  and  $R^2$  values presented in the figure legend. (b) Evolution in  $M_n$  and  $M_w/M_n$  with monomer conversion for a [**Zn(OBn)<sub>2</sub>**] : [*rac*-LA] ratio of 1 : 2500 ([*rac*-LA] = 2 M) (refer to ESI, Fig. S4,† for additional plots of  $M_n$  vs.  $M_w/M_n$ ).

of LA in just 30 seconds at room temperature vs. 290 equiv. at 70 °C by **Zn(OBn)<sub>2</sub>**. **Zn(OBn)<sub>2</sub>** is also less active than the guanidine hydroquinoline ligand-supported Zn complex reported by Herres-Pawlis and co-workers (**I**, Fig. S13 and Table S1†).<sup>13</sup> However, the use of the simple **Zn(OBn)<sub>2</sub>** salt avoids the need for extensive ligand synthesis, bringing significant advantages in terms of cost, time and ease of catalyst synthesis.

The high activities of these **M(OBn)<sub>2</sub>** salts, upon the incorporation of a pre-stir, also makes them highly competitive compared to other reported alkoxide salts. For example, reported Ge alkoxides were found to have extremely low activities, requiring 1 week to reach 90% conversion of LA under harsh reaction conditions (120 °C in chlorobenzene).<sup>38</sup> *In situ* generated **Ca(OR)<sub>2</sub>** (R = <sup>i</sup>Pr, Me) and **Y(OR)<sub>3</sub>** (R = <sup>i</sup>Pr) exhibited high activities, where **Ca(OR)<sub>2</sub>**, formed from **Ca[N(SiMe<sub>3</sub>)<sub>2</sub>]<sub>2</sub>(THF)<sub>2</sub>** and 2-propanol converted 100 equiv. LA in 30 min (r.t., THF,  $D = 1.05$ ).<sup>21,25</sup> Additionally, **Y(OR)<sub>3</sub>** formed *via* the exchange of bulky phenolate ligands in yttrium tris(2,6-di-*tert*-butylphenolate) with 2-propanol, converted 150 equiv. *L*-LA in 8 min (r.t. in dichloromethane,  $D = 1.37$ ). By comparison, **Zn(OBn)<sub>2</sub>** performs well converting 925 equiv. of LA after just 1 minute (70 °C in toluene, Table 2 entry 6).

Compared to **Zn(OBn)<sub>2</sub>**, **Mg(OBn)<sub>2</sub>** and **Ca(OBn)<sub>2</sub>** were less robust at higher monomer loadings. While **Mg(OBn)<sub>2</sub>** retained good activities up to a monomer loading of 1670 equiv. *rac*-LA, converting 1470 equiv. in 80 min (Table 2, entries 8–10, Fig. S10†), the  $M_{n,obs}$  values were significantly lower than the  $M_{n,calc}$  values and around 20% of the targeted  $M_n$  values. This may

arise from protic impurities, which are more prevalent at higher monomer loadings and can act as chain transfer agents or cause early termination.<sup>36</sup> For **Ca(OBn)<sub>2</sub>**, the catalyst activity was rapidly reduced, with a higher [cat] : [*rac*-LA] loading of 1 : 300 giving only 17% conversion after 25 min, compared to 87% in 2 min for a 1 : 100 loading (Table 2, entry 12 vs. Table 1 entry 8). The sensitivity of group 2 metal alkoxides, especially the heavier analogues, towards higher monomer loadings has been highlighted in literature. While commercially available **Sr(O<sup>i</sup>Pr)<sub>2</sub>** converted 20 equiv. of LA in 1 min at a 1 : 20 [cat] : [*L*-LA] loading (r.t., toluene),<sup>39</sup> the activity was significantly lower at higher loadings of 1 : 100, or 1 : 200, converting ~100 equiv. in 15 min or 90 min, respectively. Unlike the alkaline earth metal analogues, **Zn(OBn)<sub>2</sub>** shows promise for maintaining high activities and good polymerisation control at high monomer loadings. While none of the **M(OBn)<sub>2</sub>** salts displayed any stereocontrol, producing only atactic PLA from *rac*-LA ( $P_i \approx 0.5$ ), **Zn(OBn)<sub>2</sub>** generated isotactic PLA from *L*-LA ( $P_i = >0.99$ , Table 3, entry 1). This lack of epimerisation is industrially relevant because isotactic PLA delivers superior mechanical properties compared to atactic PLA.

Further demonstrating the industrial relevance of **Zn(OBn)<sub>2</sub>**, excellent rates for *rac*-LA ROP were maintained when performing the polymerisations in air (see ESI† for details). In 30 s, 96 equiv. of *rac*-LA were converted to PLA, which was identical to the polymerisations performed under an inert atmosphere ([cat] : [*rac*-LA] = 1 : 100, toluene, 70 °C; Table 3, entry 2 vs. Table 1, entry 5). In LA ROP, it is common academic practise to purify the monomer *via* multiple recrystallisations followed by sublimation. Here, **Zn(OBn)<sub>2</sub>** tolerated unpurified, technical grade *rac*-LA (96% purity), giving a high conversion of 75% in 3 min under air ([cat] : [*rac*-LA] = 1 : 100, toluene, 70 °C; Table 3, entry 3 and Fig. S12†). The high catalyst activities, similar  $M_n$  values and moderate dispersities suggest that **Zn(OBn)<sub>2</sub>** is relatively robust towards oxygen, water and other impurities (Table 3, entry 2 and 3). A particular challenge in LA ROP is to achieve high  $M_n$  and well controlled polymerisation under industrial 'bulk' conditions, *i.e.* in the absence of solvent. The current industrial standard, **Sn(Oct)<sub>2</sub>**, polymerises LA in a few hours at 180 °C under bulk conditions.<sup>36</sup> Some simple iron salts have been reported, including halides, acetates, or alkoxides, yet these require unfavourably low monomer to initiator ratios (0.12–1.20 wt% catalyst), high temperatures (~180 °C) and long reaction times (>48 h) to achieve high monomer conversions.<sup>40,41</sup> Interestingly, studies with **Zn(OBn)<sub>2</sub>** under bulk polymerisation conditions showed high activities, appreciable  $M_n$  values and moderate dispersities, indicating the potential of **Zn(OBn)<sub>2</sub>** to be utilised in industrially relevant settings (entries 4–7). For instance, **Zn(OBn)<sub>2</sub>** gave 60% conversion of 2500 equiv. of *rac*-LA in 30 minutes, even when the LA was purified solely through recrystallisation (and not *via* sublimation), to reduce and simplify purification procedures. This generated PLA with high  $M_n$  values (88.0 kg mol<sup>-1</sup>) and reasonable dispersity ( $D = 1.75$ , 150 °C, Table 3, entry 4). Notably, PLA with an industrially relevant  $M_w$  value of 167 kg mol<sup>-1</sup> was produced (Table 3, entry 5).



Table 3 Employing Zn(OBn)<sub>2</sub> in LA ROP under industrially relevant conditions

| Entry          | LA equiv. | Time (min) | Conv. <sup>a</sup> (%) | $M_{n\text{ calc}}^b$ (kg mol <sup>-1</sup> ) | $M_{n\text{ obs}}^c$ (kg mol <sup>-1</sup> ) | $M_w$ (kg mol <sup>-1</sup> ) | $\bar{D}$ |
|----------------|-----------|------------|------------------------|---|--|-------------------------------|-----------|
| 1 <sup>d</sup> | 100       | 0.5        | 95                     | 6.8   | 9.8  | —                             | 1.34      |
| 2 <sup>e</sup> | 100       | 0.5        | 96                     | 6.9   | 4.5  | —                             | 1.46      |
| 3 <sup>f</sup> | 100       | 3          | 75                     | 5.4   | 6.3  | —                             | 1.20      |
| 4 <sup>g</sup> | 2500      | 30         | 60                     | 108.0   | 88.0 <sup>h</sup>                            | 154.2                         | 1.75      |
| 5 <sup>g</sup> | 2500      | 60         | 72                     | 129.6   | 90.2 <sup>h</sup>                            | 167.0                         | 1.85      |
| 6 <sup>g</sup> | 2500      | 90         | 75                     | 135.0   | 78.6 <sup>h</sup>                            | 147.0                         | 1.87      |

<sup>a</sup> Conversion calculated using <sup>1</sup>H NMR spectroscopy. <sup>b</sup>  $M_{n\text{ calc}}$  of polymers calculated from  $M_{n\text{ calc}} = M_0 \times ([M]/[I]) \times \text{conversion}$  assuming 2 chains per catalyst. <sup>c</sup>  $M_{n\text{ obs}}$ ,  $M_w$  and  $\bar{D}$  determined by SEC using polystyrene standards in THF with a correction factor of 0.58.<sup>22</sup> <sup>d</sup> [I-LA] = 1 M in toluene, 70 °C. <sup>e</sup> [rac-LA] = 1 M in toluene, 70 °C, non-anhydrous conditions. <sup>f</sup> [rac-LA] = 1 M in toluene, 70 °C, non-anhydrous conditions, technical grade rac-LA. <sup>g</sup> 150 °C, neat, recrystallised rac-LA. <sup>h</sup> Uncorrected values reported as correction factor only valid at lower  $M_n$  (<20 kg mol<sup>-1</sup>).<sup>22</sup>

These studies describe the use of simple **Mg(OBn)<sub>2</sub>**, **Ca(OBn)<sub>2</sub>** and **Zn(OBn)<sub>2</sub>** salts as highly active catalysts for LA ROP following the incorporation of a “pre-stir” step into the reaction set-up. While simple metal alkoxide salts often suffer from low polymerisation rates,<sup>42</sup> here we show that this can be overcome by incorporating a pre-stir step to improve the solubility. In all cases, the **M(OBn)<sub>2</sub>** catalysts reached high conversions at a 1 : 100 catalyst : monomer loading (>90%) in less than 5 minutes, and this took less than 30 seconds for the most active catalyst, **Zn(OBn)<sub>2</sub>**. Furthermore, **Zn(OBn)<sub>2</sub>** retained catalytic activity at high monomer loadings (up to 2500 equiv.), delivering industrially relevant PLA with high molecular weight ( $M_n > 150$  kg mol<sup>-1</sup>) and good polymerisation control ( $\bar{D} = 1.14$ – $1.23$ ). The robustness of **Zn(OBn)<sub>2</sub>** allowed technical grade rac-lactide to be polymerised in air, thus offering ample potential for application on larger scale in industrially relevant settings.

## Data availability

The data supporting this article have been included as part of the ESI.†

## Conflicts of interest

There are no conflicts to declare.

## Acknowledgements

We thank the EPSRC SOFI<sup>2</sup> CDT (EP/S023631/1, P. A. L.), UKRI Future Leaders Fellowship (MR/T042710/1, J. A. G.) and the Royal Society (RSG/R1/180101, J. A. G.) for funding. We also gratefully acknowledge Jack Hughes for performing MALDI-ToF analysis on the metal-based complexes.

## Notes and references

- M. Okada, *Prog. Polym. Sci.*, 2002, **27**, 87–133.
- R. Auras, B. Harte and S. Selke, *Macromol. Biosci.*, 2004, **4**, 835–864.
- S. Inkinen, M. Hakkarainen, A.-C. Albertsson and A. Södergård, *Biomacromolecules*, 2011, **12**, 523–532.
- R. Mehta, V. Kumar, H. Bhunia and S. N. Upadhyay, *J. Macromol. Sci. Polymer Rev.*, 2005, **45**, 325–349.
- L. Wang, X. Pan, L. Yao, N. Tang and J. Wu, *Eur JIC*, 2011, **5**, 632–636.
- E. Castro-Aguirre, F. Iñiguez-Franco, H. Samsudin, X. Fang and R. Auras, *Adv. Drug Deliv. Rev.*, 2016, **107**, 333–366.
- E. Fazekas, P. A. Lowy, M. Abdul Rahman, A. Lykkeberg, Y. Zhou, R. Chambenahalli and J. A. Garden, *Chem. Soc. Rev.*, 2022, **51**, 8793–8814.
- U. Yolsal, P. J. Shaw, P. A. Lowy, R. Chambenahalli and J. A. Garden, *ACS Catal.*, 2024, **14**, 1050–1074.
- A. Kowalski, A. Duda and S. Penczek, *Macromolecules*, 2000, **33**, 689–695.
- M. J. Stanford and A. P. Dove, *Chem. Soc. Rev.*, 2010, **39**, 486–494.
- R. H. Platel, L. M. Hodgson and C. K. Williams, *Polym. Rev.*, 2008, **48**, 11–63.
- A. Thevenon, C. Romain, M. S. Bennington, A. J. P. White, H. J. Davidson, S. Brooker and C. K. Williams, *Angew. Chem., Int. Ed.*, 2016, **55**, 8680–8685.
- A. Hermann, T. Becker, M. A. Schäfer, A. Hoffmann and S. Herres-Pawlis, *ChemSusChem*, 2022, **15**, e202201075.
- M. T. Martello, D. K. Schneiderman and M. A. Hillmyer, *ACS Sustainable Chem. Eng.*, 2014, **2**, 2519–2526.
- W. Gruszka, L. C. Walker, M. P. Shaver and J. A. Garden, *Macromolecules*, 2020, **53**, 4294–4302.
- C. K. Williams, L. E. Breyfogle, S. K. Choi, W. Nam, V. G. Young, M. A. Hillmyer and W. B. Tolman, *J. Am. Chem. Soc.*, 2003, **125**, 11350–11359.
- W. Gruszka, H. Sha, A. Buchard and J. A. Garden, *Catal. Sci. Technol.*, 2022, **12**, 1070–1079.
- M. C. D'Alterio, I. D'Auria, L. Gaeta, C. Tedesco, S. Brenna and C. Pellecchia, *Macromolecules*, 2022, **55**, 5115–5122.
- M. Bero, P. Dobrzyński and J. Kasperczyk, *J. Polym. Sci., Part A: Polym. Chem.*, 1999, **37**, 4038–4042.
- D. Wannipurage, S. D'Aniello, D. Pappalardo, L. W. Kulathungage, C. L. Ward, D. P. Anderson, S. Groyzman and M. Mazzeo, *Dalton Trans.*, 2023, **52**, 8077–8091.
- Z. Zhong, P. J. Dijkstra, C. Birg, M. Westerhausen and J. Feijen, *Macromolecules*, 2001, **34**, 3863–3868.
- A. Kowalski, A. Duda and S. Penczek, *Macromolecules*, 1998, **31**, 2114–2122.
- P. Dubois, C. Jacobs, R. Jerome and P. Teyssie, *Macromolecules*, 1991, **24**, 2266–2270.



- 24 W. M. Stevels, M. J. K. Ankoné, P. J. Dijkstra and J. Feijen, *Macromolecules*, 1996, **29**, 6132–6138.
- 25 W. M. Stevels, M. J. K. Ankoné, P. J. Dijkstra and J. Feijen, *Macromolecules*, 1996, **29**, 3332–3333.
- 26 W. Gruszka and J. A. Garden, *Chem. Commun.*, 2022, **58**, 1609–1612.
- 27 H. R. Kricheldorf and D.-O. Damrau, *Macromol. Chem. Phys.*, 1997, **198**, 1753–1766.
- 28 H. R. Kricheldorf and D.-O. Damrau, *Macromol. Chem. Phys.*, 1998, **199**, 1089–1097.
- 29 X.-L. Li, R. W. Clarke, J.-Y. Jiang, T.-Q. Xu and E. Y.-X. Chen, *Nat. Chem.*, 2023, **15**, 278–285.
- 30 P. A. Lowy, M. Abdul Rahman, G. S. Nichol, C. A. Morrison and J. A. Garden, *ChemCatChem*, 2024, e202301338.
- 31 A. Rae, A. J. Gaston, Z. Greindl and J. A. Garden, *Eur. Polym. J.*, 2020, **138**, 109917.
- 32 W. M. Stevels, M. J. K. Ankoné, P. J. Dijkstra and J. Feijen, *Macromolecules*, 1996, **29**, 8296–8303.
- 33 Y. Wang and T.-Q. Xu, *Macromolecules*, 2020, **53**, 8829–8836.
- 34 A. Buchard, C. J. Chuck, M. G. Davidson, G. Gobius du Sart, M. D. Jones, S. N. McCormick and A. D. Russell, *ACS Catal.*, 2023, **13**, 2681–2695.
- 35 T. A. Swetha, A. Bora, K. Mohanrasu, P. Balaji, R. Raja, K. Ponnuchamy, G. Muthusamy and A. Arun, *Int. J. Biol. Macromol.*, 2023, **234**, 123715.
- 36 P. V. S. Nylund, B. Monney, C. Weder and M. Albrecht, *Catal. Sci. Technol.*, 2022, **12**, 996–1004.
- 37 B. M. Chamberlain, M. Cheng, D. R. Moore, T. M. Ovitt, E. B. Lobkovsky and G. W. Coates, *J. Am. Chem. Soc.*, 2001, **123**, 3229–3238.
- 38 A. Finne, Reema and A.-C. Albertsson, *J. Polym. Sci., Part A: Polym. Chem.*, 2003, **41**, 3074–3082.
- 39 D. Bandelli, C. Weber and U. S. Schubert, *Macromol. Rapid Commun.*, 2019, **40**, 1900306.
- 40 M. Stolt and A. Södergård, *Macromolecules*, 1999, **32**, 6412–6417.
- 41 H. R. Kricheldorf and A. Serra, *Polym. Bull.*, 1985, **14**, 497–502.
- 42 O. Dechy-Cabaret, B. Martin-Vaca and D. Bourissou, *Chem. Rev.*, 2004, **104**, 6147–6176.

