



Cite this: *Green Chem.*, 2023, **25**, 2220

## Selective oxidation of biomass-derived carbohydrate monomers

Janvit Teržan, \*†<sup>a,b</sup> Anja Sedminek, †<sup>b</sup> Žan Lavrič, <sup>a,c</sup> Miha Grilc, <sup>a,c</sup> Matej Huš <sup>a,c,d,f</sup> and Blaž Likozar <sup>a,e</sup>

Current efforts in the decarbonisation and electrification of the chemical industry drive the interest in green production processes. We looked at the potential production processes for glucaric acid, which was recognized as one of the “highest value-added biomass-derived chemicals” by the US Department of Energy in 2004. Glucaric acid is a very interesting and important base chemical that can be converted into numerous end products, ranging from pharmaceuticals to bio-based polymers. Widespread use of glucaric acid would drastically reduce the carbon dioxide emissions and enable the renewable production of polymers, e.g. nylon 66. The current industrial nitric acid oxidation of glucose pushed the research towards the development of more sustainable oxidation practices, which can be classified into four broad categories: biocatalysis, heterogeneous catalysis, electrocatalysis, and photocatalysis. Since each approach requires a unique experimental setup, the comparison among them is often tedious. Enzymes require milder temperatures and pressures and provide high selectivity, but are fragile and thus unstable, compared with metallic catalysts, where selectivity is lower but productivity is usually higher. Electro- and photocatalytic processes are relatively new and promising techniques for glucose oxidation, harnessing electric potential and the power of photons, but currently suffer from low space-time yield. Furthermore, we used space-time yield as a robust comparison parameter, even though it is not as universal as, say, techno-economic analysis, which is almost impossible at this scale, due to the lack of data provided by each study. Therefore, we briefly review each approach, analyse the state of the art, and provide general guidelines for future research.

Received 5th December 2022,  
Accepted 26th January 2023

DOI: 10.1039/d2gc04623g

rsc.li/greenchem

### 1. Introduction

In recent years, environmental awareness has become widespread among the public and the chemical industry. Environmental challenges, ranging from the climate crisis to ecosystem destruction, have necessitated green chemistry approaches that focus on reducing the consumption and production of environmentally harmful substances. Since glucose (Glc) and its derivatives are cheap and readily available raw

materials, they have been traded as ideal sustainable feed-stocks for the chemical industry with few side effects. Although the bio-production of Glc can compete with food, the production of cellulose and other inedible glucose polymers and their subsequent de-polymerization offers a sustainable and environmentally friendly way to obtain glucose. The conversion of Glc to glucaric acid (GA) is an important first step in its utilisation. Therefore, the oxidation of Glc to GA would enable a new form of bio-based building block with many potential commercial applications. The extensive use of GA has led to its classification as one of the “highest value-added biomass chemicals” as defined by the US Department of Energy in 2004.

As it stands, GA is used as a retardant for metallic mordants in textile dyeing,<sup>1</sup> as a metal-sequestering agent<sup>2,3</sup> or as a substitute for phosphates to inhibit corrosion in water treatment processes.<sup>4</sup> It is also a good chelating agent for cations and therefore has great potential as a component of detergents and surfactants.<sup>3,5</sup> As a chelating agent, GA can also be used to remove heavy metals from contaminated soils. It has been shown to remove more than 80% of Cu<sup>6</sup> under optimized conditions. Subramanian and Madras<sup>7</sup> have shown that the

<sup>a</sup>Department of Catalysis and Chemical Reaction Engineering, National Institute of Chemistry, Hajdrihova ulica 19, 1000 Ljubljana, Slovenia.

E-mail: janvit.terzan@ki.si; Fax: +386 1 4760300; Tel: +386 1 4760 534

<sup>b</sup>Department for Materials Synthesis, Jožef Stefan Institute, Jamova cesta 39, 1000 Ljubljana, Slovenia

<sup>c</sup>University of Nova Gorica, Vipavska cesta 13, Nova Gorica, 5000, Slovenia

<sup>d</sup>Association for Technical Culture of Slovenia (ZOTKS), Zaloška cesta 65, 1000 Ljubljana, Slovenia

<sup>e</sup>Faculty of Polymer Technology, Ozare 19, SI-2380 Slovenj Gradec, Slovenia

<sup>f</sup>Institute for the Protection of Cultural Heritage of Slovenia, Poljanska cesta 40, 1000 Ljubljana, Slovenia

†These authors are equally contributed to this work.



addition of GA can also dramatically increase the degradation of organic pollutants by chelating Fe. It can also help remove toxins from the body; supplements of its calcium salt have been shown to prevent tumour formation and produce tumour suppression in mice.<sup>8,9</sup>

A very interesting potential market for GA is its application in renewable polymers. For example, it could be used as an intermediate in the production of 2,5-furandicarboxylic acid (FDCA),<sup>10,11</sup> which is a renewable substitute for polyethylene terephthalate (PET). In addition, GA can be used for the production of adipic acid.<sup>12,13</sup> This is very important since the annual production of adipic acid exceeds 4 million metric tonnes, which is problematic, since there are almost 17 tonnes of CO<sub>2</sub> released for every tonne of adipic acid produced.<sup>14</sup> GA can also be polymerised directly. The latter leads to new nylons (polyhydroxypolyamides),<sup>5,15,16</sup> which are desirable for several reasons. For example, activated carbohydrate monomers can be prepared from any aldose in a renewable manner. No protective step is required for synthesis and subsequent polymerization. Varying the composition of the copolymer results in significantly different properties such as solubility and melting temperature.<sup>17</sup> As a polymer additive, it is used to improve the mechanical properties of industrial fibres such as polyacrylonitrile (PAN),<sup>18,19</sup> which is an important precursor of carbon fibres. It is also used to reinforce recycled cotton for reuse in clothing. An emerging application is in wearable electronic textiles, where GA will play an important role as a renewable resource.<sup>20</sup>

Currently, most GA is produced by Glc oxidation with nitric acid.<sup>21–25</sup> This process was developed and discussed by Kiliani<sup>26</sup> as early as 1880. Some companies, such as Rivertop Renewables Inc.,<sup>27</sup> have patented the nitric acid oxidation process. It provides reasonable selectivity, but is environmentally harmful due to NO<sub>x</sub> emissions and nitric acid discharge. For these reasons, and because of the high cost, GA is now mainly used as a pharmaceutical and nutraceutical chemical.<sup>28–33</sup> Commercialization of various greener processes is under investigation, such as biocatalysis, electrocatalysis, photocatalysis, and heterogeneous catalysis (*vide infra*). A detailed review of the oxidation of glucose to gluconic acid and GA was written by Tsang *et al.*,<sup>34</sup> with an emphasis on heterogeneous catalytic processes. Nevertheless, a substantial comparison of productivity between different state-of-the-art processes such as biocatalytic, heterocatalytic, photocatalytic and electrocatalytic processes seems to be lacking. Although patents describing these processes have already been filed, *e.g.*, by Rennovia Inc.<sup>35,36</sup> or Solvay,<sup>37</sup> commercialization lags behind. Some patents<sup>38</sup> describe the use of a mediator in the oxidation process that appears to increase selectivity for GA. To bolster the value of GA, thereby increasing its widespread utilization, alternative approaches for the production of GA are described in this review. Older research has also been included to better understand the chronological development of the alternative technologies and to have a better overview and more data for comparison, in terms of the space-time yield (STY) of each technology.

## 2. Biocatalysis

In the biocatalytic production route, we use enzymes that produce GA. The enzyme for the conversion of D-glucuronolactone to GA was purified and analysed almost 50 years ago.<sup>39</sup> Moon *et al.* were the first to consider using a biological route to produce GA in an industrial process.<sup>40</sup> They first analysed the mammalian route and later improved on this by using enzymes from different microorganisms (*Saccharomyces cerevisiae*, *Pseudomonas syringae*) and combining them in a recombinant *Escherichia coli*. They found that two factors prevented high productivity: the toxicity of the acids produced and the kinetics of the individual reaction steps (see Fig. 1 for the entire metabolic pathway). They concluded that the conversion of *myo*-inositol (MI) to D-glucuronic acid was the rate-limiting step. The authors<sup>41–43</sup> tried several approaches to remove the bottlenecks and increase production. Using a modular scaffold to group the proteins required for GA production<sup>41,42</sup> increased the titre fivefold compared with a 77-fold increase with mevalonate biosynthesis.<sup>42</sup> This suggests that localising the production of MI to *myo*-inositol oxygenase (MIOX), thereby reducing mass transfer constraints, leads to a better titre. Based on the small increase, the authors assume that these constraints are not major factors in productivity.

The authors strived to further improve the yield by modifying MIOX with a small ubiquitin-related modifier (SUMO).<sup>43</sup> The resulting enzyme improved the yield of GA from *myo*-inositol by 75%. However, fusion of the required enzyme with a maltose-binding protein and a green fluorescent protein rendered it completely inactive, demonstrating the importance of choosing the right fusion protein pair. Transport of *myo*-inositol into the cell was identified as another potential bottleneck for metabolic engineering. Expression of *manX* mRNA led to posttranscriptional upregulation of the expression of PtsG, a permease that functions as a transporter for *myo*-inositol. This approach improved the yield of D-glucaric acid by 65%.

In biocatalytic GA production an important parameter is what the organic carbon is utilized for. Brockman and Prather<sup>44</sup> sought to improve the productivity of *E. coli* relative to GA while retaining the ability to direct the carbon flux toward cell growth. They achieved the goal of developing a host strain that can be switched between growth and production cycles by developing a strain in which phosphofructokinase-I (Pfk-I) is the only enzyme that utilizes glucose-6-phosphate (G6P) and fructose-6-phosphate (F6P). The expression of Pfk-I was modulated by an inducible promoter. Down-regulation of expression directed the carbon flux toward *myo*-inositol-1-phosphate synthase, which converts G6P to MI, thereby improving both the yield and titre of *myo*-inositol. Testing a similar strain for its ability to produce GA resulted in up to 42% improvement in yield.<sup>45</sup>

As with insulin, investigating other organisms, such as yeast, for the bio-production of organic molecules is important. Gupta *et al.*<sup>46</sup> transferred the GA biosynthetic pathway to *Saccharomyces cerevisiae* because it tolerates low pH better.





**Fig. 1** Schematic presentation of the synthetic pathway for the bio-based production of GA. PEP – phosphoenolpyruvate; PTS – phosphotransferase system; INO1 – myo-inositol-1-phosphate synthase; IMP – inositol phosphate-phosphatase; UDH – uronate dehydrogenase.

They found that deletion of the *OPI1* gene (a negative regulator of phospholipid biosynthesis) significantly increased the yield of GA. The authors also discovered that the *MIOX* gene from *Mus musculus* produces an enzyme with a lower activity than the *MIOX4* homolog from *Arabidopsis thaliana*. In the latter, they found an increase in the production of GA when the medium was enriched with *myo*-inositol. Thus the bottleneck is the availability of *myo*-inositol and not the low activity of *MIOX*, as is the case in *Mus musculus*. These findings are relevant only during the growth phase of the microbial biomass. During the production phase, *myo*-inositol accumulates, suggesting that the activity of *MIOX* could be further improved.

In the same manner as Gupta, Liu *et al.*<sup>47</sup> investigated other organisms, analysed the native production pathway for GA in *Pichia pastoris* and discovered that native *MIOX* is present but no complete GA production pathway exists. The authors constructed a biosynthetic pathway using the mouse *MIOX* gene and the *udh* gene encoding uronate dehydrogenase (UDH) from *Pseudomonas putida*. They achieved a 9-fold increase in the yield of GA when the medium was enriched with *myo*-inositol. The lack of glucuronic acid enrichment suggests that *MIOX* activity is still the rate-limiting step. To further increase the production of GA, the authors fused the key enzymes *MIOX* and *Udh* end-to-end with protein linkers. This resulted in an almost 2-fold increase in the specific activities of *MIOX*, demonstrating the instability of *MIOX* as the reason for its low activity.

In 2018 Doong *et al.*<sup>48</sup> considered previous research and developed a dynamic regulatory system to improve GA yield, focusing on the inherent instability of *MIOX* and its regulation. To delay the expression of *MIOX*, the repressor *IpsA* from *Corynebacterium glutamicum* was transduced into *E. coli*,

which binds *MI* with high specificity. When its concentration increases above a certain threshold, the repressor dissociates from DNA and expresses *MIOX* (Fig. 2). This simple regulatory pathway increased the titre of GA by 2.5-fold. The authors also found that overexpression of *IpsA* can decrease the yield of GA. This biosensor *MI* was then combined with the previously reported regulation of *Pfk-I*.<sup>44–46</sup> They linked the downregulation of the latter to the build-up of *N*-acylhomoserine lactone (AHL). When intracellular AHL concentration increases, *Pfk-I* expression is reduced, directing the carbon flux toward *INO1*. The combined use of all adjustable controls improved the total titre to nearly 2 g L<sup>-1</sup>.



**Fig. 2** Schematic representation of layered dynamic regulation in the GA pathway. Reproduced with permission from ref. 48. Copyright 2018 Published under the PNAS license.



Hou *et al.*<sup>49</sup> combined the findings of Brockman and Doong and constructed a dynamic turn-off switch (dTFS) and turn-on switch (dTNS), which they used in the production of GA. They downregulated Pfk-I during the production phase with the dTFS and upregulated myo-inositol-1-phosphate synthase with the dTNS. They achieved a slightly lower titre than Doong *et al.*<sup>48</sup> but better productivity (0.0325 vs. 0.0275 g L<sup>-1</sup> h<sup>-1</sup>). The authors believe that some of the problems identified in the past persist and reduce the final yield.

Since in most cases the instability of MIOX was cited as the issue for low productivity, Marques *et al.*<sup>50</sup> studied more than 1500 MIOX variants and successfully expressed 35 productive variants in *S. cerevisiae*, demonstrating that similarity networks are a useful tool for identifying novel protein variants. Significant amounts of alcohol formed during the fermentation process reduce the overall yield of GA. A correlation was found between the length of the N-terminus and the GA titre, with the optimum being 40 amino acids. Other factors determining productivity include the fact that aspartate and lysine must occupy positions 88 and 257, respectively. In addition, mutations in the active site play an important role compared with *M. musculus* MIOX. The most efficient MIOX variants were from *Flavobacterium johnsoniae* and *Talaromyces marneffeii* (1.85 and 1.76 g L<sup>-1</sup>, respectively). Marques *et al.* also noted the effects of MIOX stability on the GA yield. At the fermentation time of 10 days, a very high titre was obtained by Zhao *et al.*<sup>51</sup>

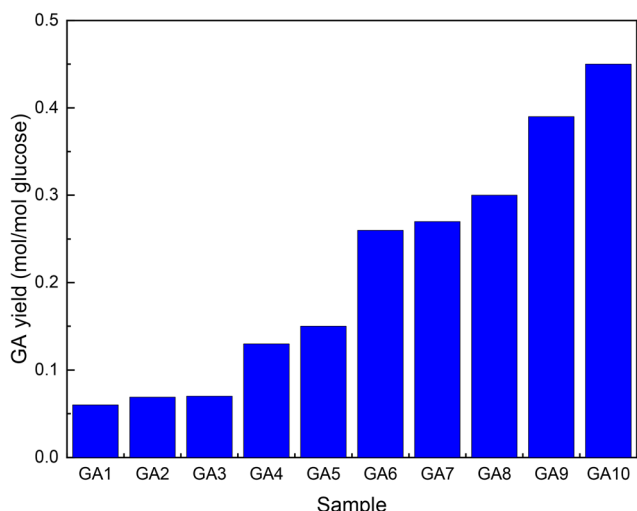
Su *et al.*<sup>52</sup> followed a similar multistep approach as Marques to improve GA titres during fermentation with *E. coli*. Comparing the same MIOX variants as Gupta *et al.*,<sup>46</sup> they obtained similar results (Fig. 3, GA1). High levels of active enzymes were achieved by including a T7 promoter in the

plasmid used (Fig. 3, GA2). Removal of the lac repressor *lacIq* eliminated the need for the addition of IPTG (Fig. 3, GA3). The carbon flux was modulated by removing enzymes (*uxaC* and *gudD*) that catalyse further transformations of GA (Fig. 3, GA4 and 5). The titre was further improved by increasing the amount of available G6P by knocking out two genes (*zwf* and *pgi*) that either oxidize or isomerize it (Fig. 3, GA6–8). Because these modifications rendered the strain incapable of growing on medium with Glc as the sole carbon source, glycerol, L-arabinose and D-xylose were added. Ribosome-binding sites were optimized to achieve the optimal INO1/MIOX ratio of 1/4 (Fig. 3, GA9). All these changes decreased the intracellular NAD<sup>+</sup>/NADH ratio required for UDH to function. The *nox* gene from *Lactobacillus pentosus* should be ported to GA9 to improve cofactor regeneration. Finally, the agitation of the slurry was optimized to promote aerobic fermentation (Fig. 3, GA10).

Although fermentation studies with bacteria and fungi shows promising results, the space-time yield (STY) is rather low. Therefore, isolation of the enzymes present in the reaction pathway would enable a cell-free production of GA and also reduced the expensive upstream processing of the fermentation broth. Novel approaches include also the use of a different biomass source, xylan, the second most abundant biopolymer, which is an interesting GA source.<sup>53</sup> In xylan, the ratio of 4-O-methyl D-glucuronic acid ((4Me)-GA) to xylose can be as high as 1/3.<sup>54</sup> To exploit this resource, Lee *et al.*<sup>55</sup> synthesized so-called rosettasome enzyme assemblies that co-localized three different enzymes: xylanase,  $\alpha$ -glucuronidase, and uronate dehydrogenase (UDH). They tested free and rosettasome-bound enzymes on branched Birchwood xylan, with the latter performing better than the former. The optimal ratio of the enzymes was 1 : 1 : 1, proving that the localization effect of all three enzymes determines the activity. Complexation of the individual enzymes showed no improvement in productivity over the free enzyme.

To further improve the extraction of GA from xylan, Li *et al.*<sup>56</sup> investigated thermostable uronate dehydrogenase from *Thermobispora bispora* among several UDHs studied. It was most active at 60 °C and pH 7.0, but lost some activity after a His tag was added for purification purposes. Examination of the inhibition of the enzyme by a substrate showed that only glucuronic acid had some effect, whereas galacturonic acid did not. The inhibition could be avoided by continuous feed production. The use of Birchwood xylan as substrate and purified UDH in combination with xylanase and  $\alpha$ -glucuronidase allowed a conversion rate of over 81%.

Recently, Vuong and Master<sup>57</sup> succeeded in extracting 4-O-methyl-D-glucuronic acid from glucuronoxylan and converting it to (4Me)-GA in a yield of 62%. The remaining xylan was easily recovered and was enzymatically hydrolysable. The use of  $\alpha$ -glucuronidase and gluco-oligosaccharide oxidase (GOOX) as catalysts showed no decrease in activity even at higher pH values, increased the solubility of the substrate, enabled the reactions with 6% glucuronoxylan, and prevented the formation of lactones from (4Me)-GA. Moreover, the



**Fig. 3** Increase in GA yield by metabolic engineering of *E. coli*. The graph was drawn from data reported by Su *et al.*<sup>52</sup> GA1-unaltered enzyme, GA2-T7 promoter included in the plasmid, GA3-*lacIq* removed, GA4-*uxaC* additionally removed, GA5-*gudD* additionally removed, GA6–8-(*zwf* and *pgi*) additionally removed, GA9-ribosome binding sites optimized, and GA10-inclusion of the *nox* gene and improved agitation.



$\alpha$ -glucuronidase used showed signs of inhibition by  $H_2O_2$  (side product of oxidation by GOOX) in a sequential one-pot reaction, after pre-hydrolysis of glucuronoxylan for four hours.

Isolated enzyme systems were tested also on simpler substrates. Su *et al.*<sup>58</sup> designed a seven-enzyme reaction cascade for the *in vitro* production of GA from sucrose, using sucrose phosphorylase (SP), phosphoglucomutase (PGM), myo-inositol 1-phosphate synthase, myo-inositol monophosphatase (IMPase), myo-inositol oxygenase (MIOX), uronate dehydrogenase (UDH), and NADH oxidase (NOX). As in many cases prior, MIOX was the rate-limiting enzyme due to its inherent instability. To rectify this, a fed-batch strategy of MIOX supplementen-

tation was employed. Since the increasing concentration of GA also lowers the pH, which has a detrimental effect on the catalyst activity, 10% NaOH was added after 36 h and 60 h of incubation. After 72 h, a 75% yield of GA was achieved.

Even though isolated enzyme systems reduce the need for product purification, there is still the issue of removing enzymes from the reaction mixture. To simplify this process, Petroll *et al.*<sup>59</sup> immobilized the enzymes on zeolites using linkers and used glucose-1-phosphate (G1P) as substrate. Unfortunately, this had a detrimental effect on enzyme activity, which was minimal in some cases (36% for MIOX), and drastic in others (92% decrease for UDH). After immobilization, the activity decreased further, and for MIOX the activity decreased to 0%. When MIOX was added without immobilization, some conversion was observed. A two-pot reaction was required because the enzymes for the conversion of G1P to MI are thermostable (retain activity even at 85 °C), whereas NOX is not (maximum activity at 40 °C) (Fig. 4). It was also found that co-localization of the proteins gave better results than their separate immobilization. The optimized process using free enzymes resulted in an almost five-fold higher productivity than fermentation with whole cells. When the enzymes were immobilized, the increase in productivity was only about 2-fold, but the enzymes were stable enough to be recycled for multiple cycles.

Table 1 summarizes the biotechnological experiments for the production of GA. The processes are not yet economically feasible due to low titres and yields. For example, comparing it with the production of citric acid, the minimum titre should be 29 g L<sup>-1</sup> and productivity should reach 0.6 g L<sup>-1</sup> h<sup>-1</sup>.<sup>60</sup> An important thing to consider is the need for downstream processing. If industrial viability is the end goal, the potential removal of cells, co-factors, and other substrates must be considered. While several patents have been granted for the bio-

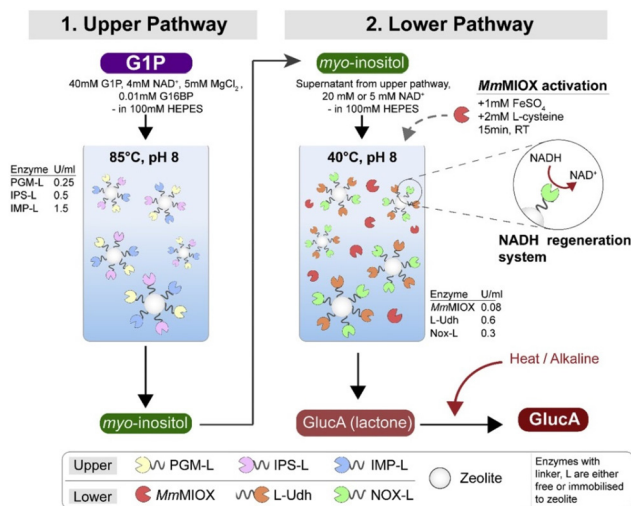


Fig. 4 GA production through a two-batch reaction of the upper and lower pathways. Reproduced with permission from ref. 59. Copyright 2019, Elsevier.

Table 1 Summary of the results of the biocatalytic production of GA

Ref.	Organism	Time [h]	T [°C]	Initial Glc [g L <sup>-1</sup> ]	GA titre [g L <sup>-1</sup> ]	STY [g (L h) <sup>-1</sup> ]	Comment
40	<i>E. coli</i>	72	30	10	1.13	0.0157	IPTG induction
41	<i>E. coli</i>	48	30	10	2.50	0.0521	IPTG and aTc induction
42	<i>E. coli</i>	48	30	10	1.70	0.0354	IPTG induction
43	<i>E. coli</i>	72	30	10.8 <sup>a</sup>	4.85	0.0674	IPTG induction
44	<i>E. coli</i>	78	30	10	1.31 <sup>b</sup>	0.0168	IPTG and aTc induction
45	<i>E. coli</i>	72	30	10	1.56	0.0217	IPTG and aTc induction
46	<i>S. cerevisiae</i>	72	30	20	1.60	0.0222	Supplemented with 60 mM myo-inositol
47	<i>P. pastoris</i>	96	30	60	6.61	0.0689	13 g L <sup>-1</sup> myo-inositol was added
48	<i>E. coli</i>	72	30	10	1.98	0.0275	IPTG induction
49	<i>E. coli</i>	48	30	40	1.56	0.0325	—
50	<i>S. cerevisiae</i>	96	30	10 <sup>a</sup>	1.85	0.0193	—
51	<i>S. cerevisiae</i>	240	30	20	10.6	0.0442	Supplemented with myo-inositol, 100 mM MgCl <sub>2</sub> , Glc was added at 24 and 48 h
52	<i>E. coli</i>	72	30	10	5.35	0.0743	—
55	Cell-free	1.5	30	10 <sup>c</sup>	0.157	0.1047	50 nM of total enzyme; the product is (4Me)-glucaric acid
56	Cell-free	1	50	0.194 <sup>d</sup>	0.179	0.1790	2 mM NAD <sup>+</sup> was supplemented
58	Cell-free	72	30	17.1 <sup>e</sup>	7.31	0.1016	MIOX supplementation, pH modulation
59	Cell-free	10	85/40	0.0034 <sup>f</sup>	1.70	0.17	Two-step process

<sup>a</sup> Myo-inositol. <sup>b</sup> MI titre. <sup>c</sup> Birchwood xylan substrate. <sup>d</sup> Glucuronic acid. <sup>e</sup> Sucrose. <sup>f</sup> Glucose 1,6-bisphosphate.



technological production of GA,<sup>61–63</sup> Kalion<sup>66</sup> is the only company biotechnologically producing GA on a large scale.

A common denominator remains the instability of MIOX, which is addressed by using a modular scaffold,<sup>41</sup> using a modifier such as SUMO,<sup>43</sup> using protein linkers to fuse MIOX with UDH,<sup>47</sup> developing a regulatory system to modulate MIOX synthesis,<sup>48,49</sup> screening multiple variants from different organisms to find a more stable enzyme,<sup>46,47,50,51</sup> or by site-directed mutagenesis.<sup>43,67,68</sup> Other potential sources of GA or its derivatives are also worth investigating, such as xylan.<sup>55–57</sup> Recently, cell-free enzyme systems have received increasing attention<sup>58,59</sup> but deactivation of the enzyme by the substrate, cofactor, or product must be considered and mitigated. In some cases, cell-free systems may be more suitable for industrial applications because they can be immobilized and reused multiple times.<sup>59</sup> To achieve industrial viability, multistep optimization must be performed, such as that of Su *et al.*<sup>52</sup> with a 7.5-fold increase in GA production.

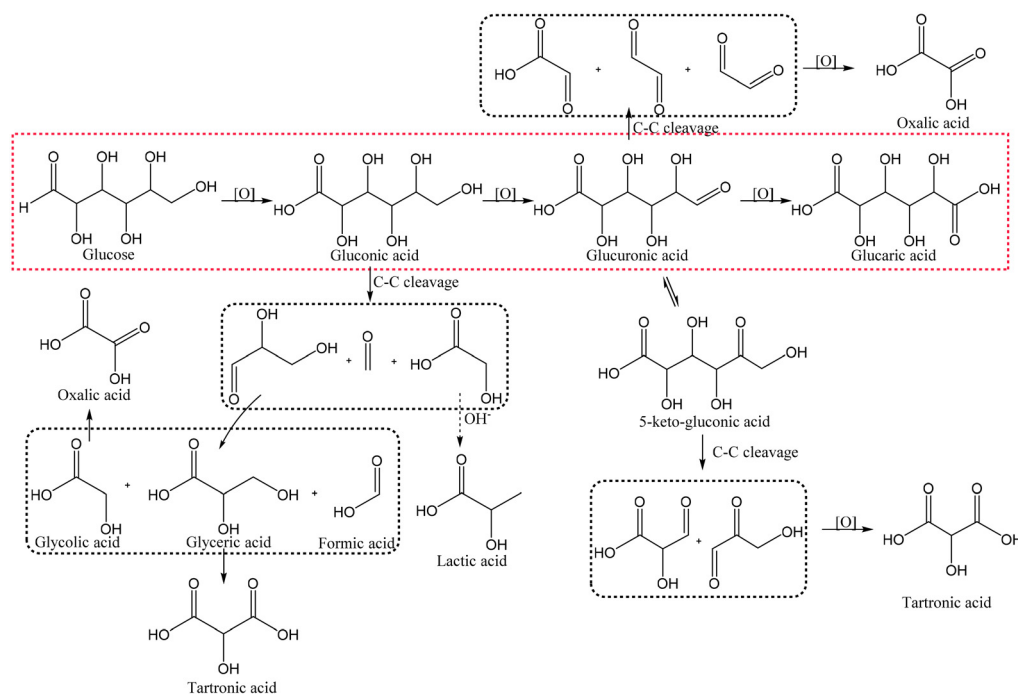
### 3. Heterogeneous catalysis

In heterogeneous catalysis, the reactants and the catalyst are in different phases, usually in liquid and solid form, respectively. Heterogeneous catalysis generally has a much less complex structure than enzymes and lower selectivity, but on the other hand allows the use of simple oxidants such as oxygen or even air. Competing reactions are not only possible but often non-negligible. For example, non-enzymatic Glc oxidation proceeds

*via* several pathways and leads to different intermediates and products (Fig. 5), which usually prevents good selectivities at high conversions. Due to the simpler and cheaper precursors, heterogeneous catalysis remains popular.

The first patent describing the oxidation of Glc with air over platinum was filed as early as 1948 by Mehlretter,<sup>69</sup> achieving the complete conversion of dextrose hydrate and a GA selectivity of 54%. While gluconic acid is readily produced de Wilt and van der Baan<sup>70</sup> later found that the oxidation of Glc to ketogluconate is a detrimental reaction that reduces the overall yield of GA. In studying a catalyst with lower Pt loading (5 wt%), Dirkx *et al.*<sup>71</sup> found that excessive amounts of oxygen reduced catalyst activity, which was attributed to the formation of strongly adsorbed oxygen (Pt–O) or the oxidation of Pt to PtO<sub>2</sub>.<sup>72</sup> In both cases, Glc, gluconic acid, or nitrogen can reduce the amount of inhibitory species. While Glc oxidation is much faster than gluconic acid oxidation, both produce several by-products, including glycolic acid, tartaric acid, tartronic acid, oxalic acid, and others. The yield of GA was slightly higher (over 50%) when gluconic acid was oxidized.

Smits *et al.*<sup>73</sup> focused on further improving the selectivity toward GA, by modifying the platinum catalyst used by Mehlretter with Pb, but 2-keto-D-gluconic acid was formed instead. In studying the deactivation of the Pt-based catalyst during Glc/gluconate oxidation, Dijkgraaf *et al.*<sup>74,75</sup> confirmed that elevated O<sub>2</sub> partial pressures and low gluconate concentrations accelerated the deactivation, while increasing the temperature slowed it down. It was found that sintering, irreversible adsorption of by-products, platinum oxidation, and



**Fig. 5** A schematic reaction pathway showing the possible products in Glc oxidation. The red dotted square represents the main pathway, whereas the black ones represent possible degradation products.



the formation of Pt–O did not lead to deactivation. The authors developed a model of reversible but slow oxygen dissolution in the outer platinum layers.

Since Pt is immensely expensive, Besson *et al.*<sup>76</sup> investigated how bismuth affects the PdBi/C catalyst in Glc oxidation. After a homogeneous deposition of bismuth on 1–2.5 nm Pd particles containing 4.7 wt% Pd (Bi/Pd atomic ratio of 0.1), the conversion increased from 82.6% to 99.6%. Unfortunately, the selectivity shifted from glucarate, which was already low (2.3%), to gluconate. The catalyst was stable after five cycles. Since the results on the Pd-based catalysts did not show any promise, the authors also<sup>77</sup> modified Pt catalysts<sup>70,71</sup> with either Bi or Au. Unfortunately, they observed no improvement in the yield of GA (97.2% gluconate conversion with 56.6% GA selectivity) although much more concentrated solutions (2 mol L<sup>-1</sup>) were used at lower gluconate-to-Pt ratios ([Glc]/[Pd] = 787). The addition of even minute amounts of Bi (Bi/Pt = 0.064) dramatically increased the selectivity for 2-ketogluconate, which was attributed to the formation of a complex between the Bi and the  $\alpha$ -hydroxyl. Oxygen poisoning-induced deactivation is more pronounced for gluconate oxidation because Glc is a stronger reducing agent. The oxygen effect was further reduced by adding small amounts of Au to Pt, which decreased the oxophilicity (affinity for oxygen) of the surface.

Given that Pt-based materials exhibited good results, Rautiainen *et al.*<sup>78</sup> investigated other noble metals. The authors prepared a Au/Al<sub>2</sub>O<sub>3</sub> catalyst with 1.8 wt% Au and a dispersion of 43% (average Au particle size 2.4 nm) for the selective oxidation of uronic acids (glucuronic acid and galacturonic acid) to aldaric acid (glucaric and galactaric acid), which showed very high selectivity (>99%) to aldaric acids under optimal conditions. The conversion correlated with NaOH consumption, and an increase in pH led to a significant increase in the initial reaction rate, as did temperature. When Glc and glucuronic acid were used as precursors, TOFs of 10 300 h<sup>-1</sup> and 7920 h<sup>-1</sup>, respectively, were reported. However, reuse of the catalyst over several cycles resulted in coalescence and aggregation of the gold particles, leading to a decrease in activity.

Jin *et al.*,<sup>79</sup> on the other hand, strived to improve the yield of Pt-based materials. They synthesized bimetallic PtCu/TiO<sub>2</sub> catalysts for the oxidation of gluconate and found that the addition of Cu to Pt slightly decreased the size of the nanoparticles; the optimal Cu/Pt ratio was three. The use of sodium gluconate as a substrate caused the Cu-modified catalyst to lose some selectivity, but the conversion increased dramatically while the use of Glc increased both the selectivity for GA and the conversion. Overall, the addition of copper to Pt increased the yield of GA by more than 20-fold, but also decreased the selectivity due to the formation of tartronic acid and oxalic acid during the subsequent oxidation of GA. Recycling tests showed no decrease in catalyst activity and a small decrease in selectivity after three runs.

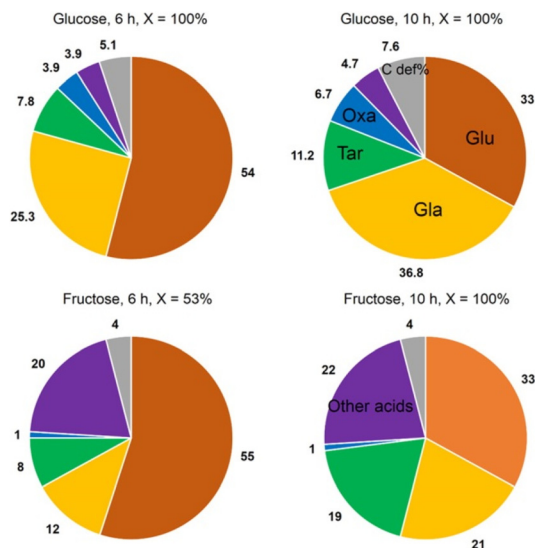
In heterogeneous catalysis, the support is as important as the active metal. The metal–support interactions can alter the selectivity/activity of the catalysts. The catalytic reaction can

occur on the interface between the metal and the support. The latter can facilitate substrate adsorption, or product desorption. For this reason, Lee *et al.*<sup>80</sup> investigated several supports for the Pt catalyst and were able to find a catalyst that had excellent yield in the oxidation of Glc to GA. Compared with Pt/SiO<sub>2</sub> and Pt/Al<sub>2</sub>O<sub>3</sub>, Pt/C exhibited a 10-fold larger surface area and the highest activity, while its pore volume was 35–48% smaller. Evaluating different pH values, it was found that the oxidation of Glc in water at neutral pH leads to the best GA selectivity. Basic or acidic conditions increase the conversion but decrease the GA selectivity. The oxidation of Glc is also affected by the reaction temperature, O<sub>2</sub> pressure, and Glc/Pt molar ratio. When the temperature range of 70 to 90 °C was studied, it was found that lower temperature favoured higher selectivity towards GA. The effect of the Glc/Pt ratio was insignificant, while an increase in the O<sub>2</sub> partial pressure improved the conversion and selectivity, consistent with observations made by Dirx *et al.*<sup>72</sup> Under optimal conditions,<sup>80</sup> yields of 74% were achieved. Furthermore, no significant deactivation of the catalyst was observed after five runs.

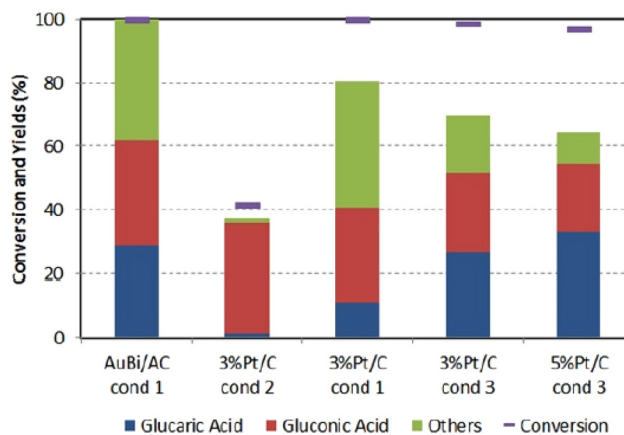
Jin *et al.*<sup>81</sup> opted for a two-step approach, where they used a novel support and a bimetallic catalyst. They synthesized a TiO<sub>2</sub>-supported bimetallic PtPd catalyst in a one-pot reaction for the direct one-step oxidation of Glc to GA. The support was loaded with Pt and Pd metal contents in the range of 0.88–1.12 and 0.94–1.12 wt%, respectively. The average size of nanoparticles in the bimetallic Pt–Pd catalyst is 1.8–2.0-times larger than in monometallic Pt catalysts. Depending on the synthesis method, PtPd nanoparticles with alloy, core–shell, and cluster-in-cluster structures were formed on rutile or anatase TiO<sub>2</sub> supports. Alloying the metals instead of core–shell or cluster-in-cluster formations maximized the selectivity to over 30%, while monometallic Pd/TiO<sub>2</sub> had none and Pt/TiO<sub>2</sub> had less than 10%. Reuse of the catalyst for three cycles showed no change in conversion or selectivity. Interestingly, the use of fructose as substrate impeded inhibition (no aldehyde group) but increased C–C cleavage (Fig. 6).

In studying the catalytic oxidation of gluconate or Glc to GA in an alkaline aqueous solution with a range of supported Pt and Au catalysts, Derrien *et al.*<sup>82</sup> showed that Pt-based catalysts are superior to Au-based catalysts in terms of activity, but at the expense of lower selectivity. At an optimum pH of 9, bimetallic catalysts (AuPd) outperformed pure gold and trimetallic catalysts (AuPdBi). As other authors had noted, oxidation of Glc over Pt/C (3 wt% Pt) is very rapid with almost all Glc converted in the first hour without isomerization. After 24 hours, degradation products were detected in appreciable amounts (over 15% for tartrate). The maximum glucarate yield (54%) was reached after 10 hours. The use of bimetallic AuPd catalysts resulted in a lower maximum glucarate yield (37%) after 6 hours and greater further degradation after 24 hours (yield below 10%). An investigation of the effects of impurities (residues or by-products) from upstream hydrolysis on the reaction showed that furanaldehydes had little effect on the reaction rate, while phenol derivatives could significantly affect the reaction rate. For the Au-based catalysts,<sup>83</sup> modified with





**Fig. 6** Graphic representation of the products formed in Glc and fructose oxidation. Glu, gluconic acid; GA, glucuronic acid; Tar, tartronic acid; Oxa, oxalic acid. Other acids: glyceric, glycolic, lactic, and formic acid. Reproduced with permission from ref. 81. Copyright 2016, American Chemical Society.



**Fig. 7** The figure represents a comparison of the synthesized catalyst AuBi/AC with two different commercial catalysts under various conditions. *Condition 1*: 5 wt% Glc in aqueous solution (15 mL water), Glc : metal : NaOH = 4.4 : 0.0088 : 13.2 mmol,  $T = 60\text{ }^{\circ}\text{C}$ ,  $\text{O}_2$  pressure 10 bar, reaction time 3 h. *Condition 2*: all parameters remain the same, except no base was added. *Condition 3*: 10 wt% Glc in aqueous solution (20 mL water), molar ratio Glc : metal : NaOH = 54 : 1 : 0,  $T = 80\text{ }^{\circ}\text{C}$ ,  $\text{O}_2$  pressure 13.8 bar, reaction time 3 h. Reproduced with permission from ref. 84. Copyright 2017 Wiley-VCH Verlag GmbH & Co. KGaA, Weinheim.

either Pt or Pd, the Pd adatom results showed an increased rate of Glc oxidation but low GA yields. Among the different supports tested, Au–Pt on  $\text{ZrO}_2$  with 8 nm nanoparticles and some large agglomerates achieved a GA yield of 50%. Increasing the amount of catalyst by four times did not change the maximum yield of GA (56% compared with 50%), but shortened the required time by more than three times. The best yields of GA, which reached 50%, were obtained at  $100\text{ }^{\circ}\text{C}$  and a Au/Pt ratio of 1/1. After 6 cycles of Glc oxidation, the loss of efficiency was minimal, and long-term tests (200 hours TOS) confirmed the stability of the catalyst. As mentioned above,<sup>82</sup> furan derivatives and phenolic fragments had a detrimental effect on reaction rates. This approach was patented by<sup>37</sup> Rhodia Operations (a subsidiary of Solvay S.A.).

Similarly, to Derrien, Solmi *et al.*<sup>84</sup> also investigated pure Pt/C catalysts. They achieved a somewhat smaller yield. They compared this benchmark material to a custom-synthesized carbon-supported bimetallic AuBi catalyst (metallic Au and  $\text{Bi}^{3+}$ ). The authors investigated the influence of particle distribution, Glc concentration, and Glc/metal/NaOH molar ratio. While GA does not form at higher Glc concentrations (10 to 20 wt%), lower concentrations (2.5 to 5 wt%) exhibit selectivity above 20%. Interestingly, in the absence of NaOH, GA does not form and the conversion of Glc is less than 20%. The optimum molar ratio of Glc/NaOH = 1/3 and Glc/metal = 500/1 leads to a conversion of 100% of Glc and GA selectivity of 30% even after 24 hours at  $60\text{ }^{\circ}\text{C}$  and 10 barg oxygen. Similar yields were observed with the commercial Pt/C catalyst under slightly different conditions (Fig. 7) except for the carbon balance, which is better when AuBi is used. Catalyst recycling showed a 50% decrease in selectivity of GA and a 20% decrease in carbon balance after 5 cycles, which was not caused by leach-

ing but by organic matter deposition, nanoparticle agglomeration and sintering.

In studying Glc oxidation, Shi *et al.*<sup>85</sup> performed high-throughput screening, and tested several formulations of Pt-based mono- and bimetallic catalysts to determine the effects of support, synthesis method, secondary metals, and reducing agents. The use of  $\text{TiO}_2$  as the support and the application of the wet chemistry method yielded the best performing catalyst, which achieved a Glc conversion of 71% with a selectivity of GA over 19%, which was attributed to the strong interaction of the metal with the support. The optimised Pt–Cu catalyst had an alloyed structure and an average Pt–Cu particle size of 2.8 nm. The use of mono (Pt-) or bimetallic (Pt–Cu) catalysts showed no difference in the conversion, but the latter improved the selectivity. Interestingly, changing the Pt/Cu atomic ratio from 1/1 to 1/3 did not affect the yields of GA, but using a strong reducing agent ( $\text{NaBH}_4$ ) during the synthesis improved the activity. Performing the reaction in the temperature range between 80 and  $105\text{ }^{\circ}\text{C}$  showed an increase in Glc conversion with temperature, while the best GA selectivity was obtained at  $90\text{ }^{\circ}\text{C}$ . Higher temperatures or higher  $\text{O}_2$  partial pressures favoured C–C bond cleavage and decreased selectivity.

With the promising results reported by Derrien, Khawaji *et al.*<sup>86</sup> prepared bimetallic  $\text{Au}_x\text{Pt}_y/\text{Ti-NT}$  catalysts by sol-immobilisation on Ti-NT with different atomic compositions. The average particle sizes ranged from 2.5 to 4 nm for monometallic Au/Ti-NT and 3.5 to 6.5 nm for the bimetallic catalysts. The best selectivity towards GA for the monometallic Au/T-NT and bimetallic  $\text{Au}_{56}\text{Pd}_{44}/\text{Ti-NT}$  catalysts was 18.5% and 13.8%, respectively. The selectivities reported were much lower than those observed by Derrien and at least 15 wt% of gold was





required for higher conversion. Further increasing the Au content had a negligible effect on the activity but improved the selectivity. Contrary to the observations made by Derrien, the yield of GA correlated linearly with the Au content, as catalysts with low Au loading exhibited high selectivity (98.1%) for gluconic acid. However, the catalyst was not stable and deactivation due to metal leaching as a result of a lack of pH control was observed after six runs. A similar catalyst supported on Ce nanorods<sup>87</sup> exhibited negligible selectivity for GA (below 2%).

To reduce the cost associated with the catalyst, Tsang *et al.*<sup>88</sup> tested a series of low-cost Cu catalysts on a biochar support for base-free oxidation of glucose to glucuronic and gluconic acids under microwave irradiation. The maximum yields of 39.0% and 30.7% were obtained in 20 min reaction time at 160 °C. The results indicate the possibility of a two-step process in which Glc can first be oxidized to gluconic or glucuronic acid with a less expensive catalyst and then the products can be oxidized to GA with another catalyst that has higher selectivity for GA.

Recently, Deng *et al.*<sup>89</sup> studied the entire pathway of the conversion of Glc to adipic acid, where GA is an intermediate. For this purpose, they first oxidized Glc over Pt/C catalysts with carbon in the form of commercial carbon nanotubes (CNTs). According to the known temporal evolution of the products, Glc is completely converted within 1 hour and the main product is gluconic acid. The optimal GA yield is achieved after 4 hours, while longer reaction times lead to further GA degradation. Temperature also plays an important role; below 60 °C gluconic acid predominates, above which cleavage of the C–C bond occurs. Interestingly, 2.5 nm Pt particles yield the most GA, while the yield decreases abruptly for particles larger than 3.5 nm. Increasing the initial pH to 12.9 also increases the yield of GA considerably (82%), as an alkaline medium inhibits the adsorption of acidic products on the CNT surface. Moreover, the degradation of GA is much slower due to the stabilization of GA in the glucarate form. A similar observation was made by Liu *et al.*<sup>90</sup> who found that gluconic acid is also the main product for other dopants (Co and Mn).

To summarize, heterogeneous Glc oxidation generally occurs on Pt- and Au-based catalysts. Most research has focused on oxidation in a basic medium (NaOH or KOH). This is likely due to the accumulation of the negative charge on the surface of the catalysts, which facilitates desorption of the acidic products. In addition, this probably stabilizes GA in the salt form. If the end goal is the adoption of the developed process by the industry, base-free oxidation should be preferred. Formation of the salt adds additional, and potentially costly, steps to downstream processes such as adipic acid synthesis. The scientific community agrees that the oxidation of Glc proceeds much faster than the subsequent oxidation of gluconic acid to GA, which is the rate-limiting step.<sup>72,82</sup> In most cases, bimetallic catalysts lead to much higher Glc yields than their monometallic counterparts, and the best selectivity is achieved when Pt and Au are present,<sup>76,83,86</sup> although commendable results have also been obtained with Cu,<sup>79,85</sup> Pd,<sup>81,82</sup>

or Bi,<sup>84</sup> as shown in Table 2. The latter can be problematic, however, since the combination of Pd<sup>76</sup> reduces the yield of GA. On the other hand, the combination of Bi with Pt<sup>77</sup> may shift the selectivity towards 2-ketogluconate. Achieving a higher selectivity is essential as separation of the side-products, all acids, is not trivial. As with the formation of salts, this can add significant costs to down-stream processing. A higher temperature is required for Glc oxidation to proceed, but this also leads to overoxidation.<sup>85,89</sup> A similar trend was observed with increasing oxygen pressure, with the glucarate yield following a Gaussian-like distribution as a function of  $p_{O_2}$ . The studies performed by Teržan *et al.* have shown that the main problem in the oxidation of Glc to GA seems to be oxygen activation (unpublished data), which is slow for catalysts favouring the formation of GA and too fast for catalysts exhibiting overoxidation.

In general, promising results have been obtained in the heterogeneous oxidation of Glc to GA using Pt and Au catalysts, but a process with high selectivity and acceptable yields remains elusive. For the process to become truly industrially applicable, both conversion and selectivity should be improved.

## 4. Photocatalysis

Photocatalysis harnesses the effects of incident electromagnetic radiation from the visible or UV region of the spectrum. Photons with energies of a few eV are energetic enough to excite valence electrons and form electron–hole pairs. If the recombination rate is slow enough, they can diffuse to the surface and catalyse chemical reactions. In photocatalysis, the effect of the excited electrons goes far beyond simple energetic activation – *i.e.*, the role of excited electrons is not just to provide the necessary activation energy that would otherwise be given off as heat energy but to change the reaction mechanism. Reactions occurring on the excited potential energy surface can follow other mechanisms and have lower activation barriers. TiO<sub>2</sub> was originally used for water splitting, but it has been consistently touted as the photocatalyst of choice for a variety of chemical transformations because of its abundance, inexpensiveness, nontoxicity and performance. However, unmodified TiO<sub>2</sub> is active in the UV region, so modifications are required to reduce its 3.2 eV band gap if it is to be used with visible light.

More than a decade ago, Colmenares *et al.*<sup>91</sup> investigated TiO<sub>2</sub> for its ability to photocatalytically generate GA. Ultrasound-assisted synthesis, producing small crystallites with a large surface area and pure anatase with high crystallinity, was used to reduce the band gap to utilize visible light. The catalyst was compared with a similar catalyst prepared by a simple solvent reflux method and with the commercially available P25 from Degussa. Selectivity was highest at short irradiation times (15 minutes or less). The main products were gluconic acid, GA and some arabitol. The solvent used for the reaction was a mixture of acetonitrile (ACN) and water, the



Table 2 Summary of the results of the heterogeneous catalytic production of GA

Ref.	Catalyst	Pressure/flow	Base	$T$ [°C]	Time [h]	$m_{\text{catalyst}}$ [g]	Metal [wt%]	$m_{\text{substrate}}$ [g]	Glc conversion [%]	GA selectivity [%]	GA yield [%]	STY [ $\text{g}_{\text{GA}} \text{L}^{-1} \text{h}^{-1}$ ]
78	Au/Al <sub>2</sub> O <sub>3</sub>	100 mL min <sup>-1 a</sup>	NaOH	60	0.38	0.025	2	0.5 ♣	100	100	100.00	0.12
78	Au/Al <sub>2</sub> O <sub>3</sub>	100 mL min <sup>-1 a</sup>	NaOH	60	0.38	0.025	2	0.46 ♣	100 <sup>d</sup>	100 <sup>d</sup>	100 <sup>d</sup>	0.13
79	Pt/TiO <sub>2</sub>	1 bar <sup>a</sup>	NaOH	60	6	0.1	0.52	3 ♣	70.8	38.1	26.97	5.19
79	Cu/TiO <sub>2</sub>	1 bar <sup>a</sup>	NaOH	60	6	0.1	2 <sup>c</sup>	3 ♣	2.8	31.2	0.87	0.17
79	PtCu/TiO <sub>2</sub>	1 bar <sup>a</sup>	NaOH	60	4	0.1	0.48–0.51	3 ♣	100	32.3	32.30	9.32
79	PtCu/TiO <sub>2</sub>	1 bar <sup>a</sup>	NaOH	45	6	0.1	0.48–0.51	2.62 ♣	100	9.3	9.30	0.56
80	Pt/C	13.8 bar <sup>d</sup>	—	80	10	0.8	5	2 ♣	99	74	73.26	7.33
80	Pt/SiO <sub>2</sub>	6.2 bar <sup>d</sup>	—	80	5	0.54	5	2 ♣	N/A	N/A	N/A	2.76
81	Pd/TiO <sub>2</sub>	60 mL min <sup>-1 a</sup>	NaOH	45	12	0.1	1.12	2.52 ♣	30	0	0.00	0.00
81	Pt/TiO <sub>2</sub>	60 mL min <sup>-1 a</sup>	NaOH	45	12	0.1	0.89	2.52 ♣	56	3.4	1.90	0.08
81	PtPd/TiO <sub>2</sub>	60 mL min <sup>-1 a</sup>	NaOH	45	10	0.1	0.94–0.95	2.52 ♣	100	31.1	31.10	1.57
81 and 82	PtPd/TiO <sub>2</sub>	60 mL min <sup>-1 a</sup>	NaOH	45	6	0.1	0.94–0.95	3.05 ♣	78.5	37.8	29.67	3.02
82	Au–Pd/C	0.5 L min <sup>-1 b</sup>	NaOH	60	6	3.879	0.9–0.3	8.11 ♣	100	37	37.00	1.67
82	Pt/C	0.5 L min <sup>-1 b</sup>	NaOH	60	8	3.106	3	13.51 ♣	100	54	54.00	3.04
83	Au–Pt/ZrO <sub>2</sub>	50 bar <sup>b</sup>	—	100	4	0.881	3.5–3.45	4.5 ♣	100	50	50.00	5.63
84	Au/AC	10 bar <sup>a</sup>	NaOH	60	3	0.164	1	0.75 ♣	100	26	26.00	4.33
84	AuBi/AC	10 bar <sup>a</sup>	NaOH	60	3	0.168	0.7–0.2	0.75 ♣	100	29.2	29.20	4.87
84	Bi/AC	10 bar <sup>a</sup>	NaOH	60	3	0.174	1	0.75 ♣	79.17	2.1	1.66	0.28
85	Pt–Cu/TiO <sub>2</sub>	15 bar <sup>a</sup>	NaOH	90	12	0.4	5.08–3.30	1 ♣	92	60	55.20	2.30
86	Pd/Ti–NT	5 bar <sup>a</sup>	NaOH	80	6	0.459	0.54	1.13 ♣	29.6	2.3	0.68	0.13
86	Au/Ti–NT	5 bar <sup>a</sup>	NaOH	80	6	0.765	1.61	1.13 ♣	73	18.5	13.51	2.53
86	Au <sub>56</sub> Pd <sub>44</sub> /Ti–NT	5 bar <sup>a</sup>	NaOH	80	6	0.542	1.27–0.54	1.13 ♣	59.7	13.8	8.24	1.55
86	Au <sub>56</sub> Pd <sub>44</sub> /Ti–NT	5 bar <sup>a</sup>	—	80	6	0.542	1.27–0.54	1.13 ♣	74.4	6.1	4.54	0.85
89	Pt/C	10 bar <sup>d</sup>	KOH	60	4	0.1	5	0.0194 ♣	100	82	82.00	0.02

<sup>a</sup> O<sub>2</sub>; <sup>b</sup> Air; <sup>c</sup> Nominal value; <sup>d</sup> Total selectivity of organic acids. ♣ Glucose; ♦ gluconate; ♠ glucuronic acid.



ratio of which significantly affected the conversion and selectivity. For all three catalysts, the conversion was highest in pure water, with zero selectivity toward organic acids/alcohols (only  $\text{CO}_2$  and  $\text{H}_2\text{O}$  were formed). At a ratio of 1 (ACN/water = 50/50, v/v), the catalyst synthesized with ultrasound had the lowest conversion (11%) but the highest selectivity toward organics (71.2% glucaric + gluconic acid and arabitol). P25 and the catalyst prepared by the solvent reflux method exhibited the best selectivity (up to 32%) and the lowest conversion (up to 60.4%). The conditions used were a solvent ratio of 9 (ACN/water = 90/10, v/v), a Glc concentration of 2.8 mM in 150 mL of solvent, a catalyst concentration of  $1 \text{ g L}^{-1}$ , and an irradiation time of 10 min (medium-pressure mercury lamp at 125 W).

This trend is probably due to an interplay between the zero-point charge of the catalyst and the stabilization effect of ACN. Supporting the active  $\text{TiO}_2$  phase on zeolites and fumed silica<sup>92</sup> decreased the crystallite size (measured by XRD), to less than 8 nm or below the detection limit, respectively. The zeolite support exhibited slightly better conversion and selectivity (15.5% and 68.1%) than silica (14% and 64.8%). Supporting the active phase also shifted the selectivity as more gluconic acid but no arabitol was detected. Further doping of the zeolite-supported  $\text{TiO}_2$  with  $\text{Cr}^{x+}$  decreased the activity of the catalyst but significantly increased the selectivity.<sup>93</sup> Using a higher ACN/water ratio (ACN/water = 90/10, v/v) the cumulative selectivity for both acids reached 99.7% at 8% Glc conversion. Surprisingly, increasing the illumination time to 20 min resulted in a slightly higher conversion (10%) with a drastic decrease in cumulative selectivity (71%). Increasing the water content (ACN/water = 50/50, v/v) resulted in a further decrease in conversion (after 20 min) to 7%, but increased the selectivity to 87%. As before, the authors noted a shift towards gluconic acid when the water content was higher.

The promising results observed over  $\text{TiO}_2$  catalysts warranted further investigation of the support. To that end, Bellardita *et al.*<sup>94</sup> used different types of  $\text{TiO}_2$  containing one or two polymorphs with different degrees of crystallinity and loaded them with Pt for photocatalytic Glc oxidation and hydrogen production (Fig. 8). The tests were performed under aerobic or anaerobic conditions with an initial Glc concen-

tration of 1 mM and, depending on the sample used, a catalyst concentration of 0.3 to  $0.8 \text{ g L}^{-1}$ , at room temperature and atmospheric pressure with a 125 W mercury lamp at medium pressure. Traces of GA were detected only in the photooxidation of Glc with pure commercial  $\text{TiO}_2$  from Merck and BDH under aerobic conditions. Both are pure anatase with a small surface area (about  $10 \text{ m}^2 \text{ g}^{-1}$ ) and moderate crystallinity. None of the platinum-modified catalysts produced GA. The Pt-BDH catalyst converted 100% (after 4.5 hours) of the Glc, but the main products were fructose (isomerization) and gluconic acid. Under anaerobic conditions, none of the synthesized catalysts produced any GA. In addition, they functionalized  $\text{TiO}_2$  with a commercial Keggin heteropolyacid  $\text{H}_3\text{PW}_{12}\text{O}_{40}$  ( $\text{PW}_{12}$ ) or its potassium salt  $\text{K}_7\text{PW}_{11}\text{O}_{39}$  ( $\text{PW}_{11}$ ).<sup>95</sup> Under the same aerobic conditions, the highest GA selectivity was 1.5% with the  $\text{PW}_{12}$ -modified commercial P25 ( $0.3 \text{ g L}^{-1}$  catalyst concentration). The major products were fructose (55% selectivity) and gluconic acid (34% selectivity).

A common photoactive substitute for  $\text{TiO}_2$  is ZnO with a comparable band gap of 3.37 eV. Cheng *et al.*<sup>96</sup> therefore modified ZnO with cobalt thioporphyrazine ( $\text{CoPz}(\text{SBU})_8$ ). Tests were performed under aerobic and anaerobic conditions with a Glc concentration of 8 mM and a catalyst concentration of  $0.4 \text{ g L}^{-1}$ , while air or nitrogen was injected at  $20 \text{ mL min}^{-1}$ . A xenon lamp was used to simulate sunlight (light intensity  $1.5 \text{ W cm}^{-2}$ ). While the performance of the catalysts was negligible under  $\text{N}_2$  and without illumination, the  $\text{CoPzS}_8$  modification improved the conversion more than fourfold ( $\sim 78\%$ ) compared with pure ZnO. The optimum loading of  $\text{CoPzS}_8$  was 0.5 wt%, with lower (0.25%) and higher (1%) loading reducing the conversion. Selectivity to arabinose and formic acid also decreased significantly (by more than 50%), while more gluconic acid was formed ( $\sim 10$ -fold increase). However, after 5 hours of reaction time, only traces of GA were formed. Reuse of the catalyst for three cycles decreased the conversion by 20%, but the selectivity for gluconic acid and GA increased slightly. Using different radical scavengers,  $\text{O}_2^{\cdot-}$ ,  $\cdot\text{OH}$ ,  $^1\text{O}_2$  and  $\text{h}^+$  were identified as the major reactive species.

Also substituting the  $\text{TiO}_2$  support, Zhang *et al.*<sup>97</sup> modified  $\text{SnO}_2$  with iron thioporphyrazine ( $\text{FePz}(\text{SBU})_8$ ) in a manner similar to Cheng *et al.*<sup>96</sup> The band-gap is somewhat larger than  $\text{TiO}_2$  at 3.6 eV, but the authors assumed the modification can shift it to the visible light range. They used slightly different conditions than Cheng, where the Glc concentration was reduced to 1 mM and the air flow was increased to  $400 \text{ mL min}^{-1}$ , while the catalyst concentration remained the same ( $0.4 \text{ g L}^{-1}$ ). At the slightly higher light intensity ( $2 \text{ W cm}^{-2}$ ), the optimum loading of  $\text{FePz}(\text{SBU})_8$  was 0.1%, which gave the GA a selectivity of 12.9% with a Glc conversion of 34.2% after 3 h. The main product was still gluconic acid (32.9% selectivity). At high Glc concentration, the conversion and GA selectivity decreased, while the addition of base increased the conversion but prevented the formation of GA. Radical scavengers showed that  $\text{h}^+$  is the dominant active species in this photocatalytic process, while for the production of GA,  $\text{h}^+$ ,  $\text{O}_2^{\cdot-}$  and  $^1\text{O}_2$  appear to be the required active species. Reuse of the cata-

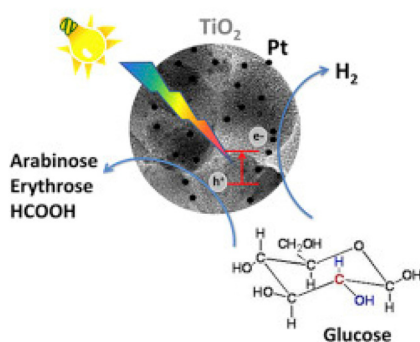


Fig. 8 Graphical illustration of the photoconversion of Glc in the presence of Pt-loaded  $\text{TiO}_2$  catalysts. Reproduced with permission from ref. 94. Copyright 2016, Elsevier.



lyst for 4 cycles reduced the Glc conversion by more than 15% and GA selectivity by more than 40%.

Also, from Deng's group, like Cheng and Zhang, Chen *et al.*<sup>98</sup> used a thioporphyrzine. The authors used iron thioporphyrzine (FePz(SBu)<sub>8</sub>) on a zeolite, HZSM-5, and studied the photooxidation of Glc by H<sub>2</sub>O<sub>2</sub> under a Xe lamp (1.7 W cm<sup>-2</sup>) with a UV cut-off filter (420 nm) with a catalyst concentration of 1 g L<sup>-1</sup> and a Glc/H<sub>2</sub>O<sub>2</sub> ratio of 1/3.3 at a Glc concentration of 3 mM. The highest selectivity for both acids (gluconic acid and GA) was achieved at an FePz(SBu)<sub>8</sub> loading of 1 wt% at the expense of lower conversion (below 7%). The optimum loading in terms of yield was determined to be 5 wt%, with a GA selectivity of 13.1% at a Glc conversion of 35.8%, although the major product was still gluconic acid (31.9%). Increasing the illumination wavelength to 500 nm further decreased the conversion (14.3%) and GA selectivity (11.1%). Further increasing the wavelength (650 nm) decreased the conversion even more (7.9%) but increased the GA selectivity (21.9%). Radical scavengers showed that O<sub>2</sub><sup>•-</sup> and <sup>•</sup>OH are the dominant oxidation species. It is believed that the radicals can be stabilized in the pores of the zeolite, which improves their longevity and, consequently, their oxidation capacity. Reuse of the catalyst for 5 cycles reduced the Glc conversion to 26% and the GA selectivity to less than 8%.

While Deng's group was observing interesting results using a single modifier, they wanted to see if a second modifier with induce a significant change in selectivity/activity. Yin *et al.*<sup>99</sup> used the original TiO<sub>2</sub> support, and modified it with phosphotungstic acid (HPW)/CoPz (cobalt tetra(2-hydroxymethyl-1,4-dithiin)porphyrzine) modifiers. They tested the composites for Glc oxidation with air (without aeration) under a Xe lamp (1.7 W cm<sup>-2</sup>) at a catalyst concentration of 1 g L<sup>-1</sup> and a Glc concentration of 5 mM. Under optimal conditions, the selectivity to GA was 16.9% and the Glc conversion was 22.2%. The addition of 29% HPW significantly increased the selectivity, while the addition of CoPz also increased the conversion. Selectivity for GA showed a local maximum at a Glc concentration of 5 mM. Using radical scavengers, the authors concluded that <sup>1</sup>O<sub>2</sub> was a crucial radical species in this reaction. After five cycles, the catalyst retained high Glc conversion (over 16%) with moderate GA selectivity (about 16%).

In recent years another promising photocatalytic support has emerged, g-C<sub>3</sub>N<sub>4</sub>. With a somewhat smaller band-gap than TiO<sub>2</sub> (under 3 eV), it can harvest a part of visible light. To that end, Zhang *et al.*<sup>100</sup> successfully prepared a hybrid material of g-C<sub>3</sub>N<sub>4</sub> and CoPz (cobalt tetra(2-hydroxymethyl-1,4-dithiin)porphyrzine), in which a thin layer of CoPz was deposited on the surface of g-C<sub>3</sub>N<sub>4</sub> nanosheets, improving the visible light response and the photocatalytic efficiency (Fig. 9). With H<sub>2</sub>O<sub>2</sub> and a Xe lamp (2 W cm<sup>-2</sup>), a catalyst concentration of 0.67 g L<sup>-1</sup> and a Glc concentration of 1 mM, Glc was successfully oxidised. Without the catalyst, a Glc conversion of 91.3% was achieved, but with poor selectivity toward GA (about 10%). The use of the catalyst improved the GA selectivity to 20%, but at the expense of lower conversion (52.1%). Increasing CoPz improved conversion but decreased GA selectivity; the optimal



Fig. 9 Glc photocatalytic oxidation under three different conditions: without using a catalyst, in the presence of g-C<sub>3</sub>N<sub>4</sub>, and in the presence of a composite g-C<sub>3</sub>N<sub>4</sub>/CoPz(0.5%). Reproduced with permission from ref. 100. Copyright 2020, Elsevier.

level is 0.5 wt%. In the absence of the catalyst, O<sub>2</sub><sup>•-</sup>, <sup>•</sup>OH, and <sup>1</sup>O<sub>2</sub> dominated the oxidation, while the catalysed reaction was controlled by O<sub>2</sub><sup>•-</sup> and <sup>1</sup>O<sub>2</sub>. Recycling tests confirmed that the catalyst did not lose significant activity (44.6% conversion) or selectivity (18.6% GA selectivity) after five cycles. Testing of a CoPz-modified SnO<sub>2</sub> engineered to have more oxygen vacancies<sup>101</sup> gave similar results (Table 3).

Bai *et al.*<sup>102</sup> went one step further and synthesized a completely metal-free photocatalyst based on graphitic carbon nitride (g-C<sub>3</sub>N<sub>4</sub>), modified with NaBH<sub>4</sub> and chlorin e6. When hydrogen peroxide was used as the oxidant without a catalyst, almost 90% of the glucose was converted in 2 h. The conversion of Glc by catalyst was not observed. The catalyst drastically suppressed the conversion (less than 15%) but significantly increased the selectivity (from 32% to 95%) towards value-added products (arabinose, gluconic acid, and GA). However, selectivity toward GA was rather low, peaking at 12% when a Glc conversion of 62% was achieved. The authors performed quantum chemical calculations at the density functional theory level to determine the oxidation mechanism (Fig. 10), suggesting that the predominant pathway of Glc oxidation is *via* gluconic rather than glucuronic acid. It should be noted that the authors performed DFT calculations at the basic level and neglected electron excitation. With radical scavengers, the authors were able to noticeably shift the selectivity of the catalytic reaction, but the activity decreased significantly (up to 85%).

In summary (Table 3), the most studied photocatalyst, TiO<sub>2</sub>, can produce GA without any modification but under UV light.<sup>91</sup> Dispersion on a support and/or additional modification with active metals dramatically increases the GA selectivity.<sup>92-94,99</sup> Several other supports have been tested, such as ZnO,<sup>96</sup> SnO<sub>2</sub>,<sup>97</sup> HZSM-5,<sup>98</sup> and g-C<sub>3</sub>N<sub>4</sub>,<sup>100,102</sup> and although considerable GA selectivity (20%<sup>100</sup>) can be achieved, the activity and conversion still need improvement.

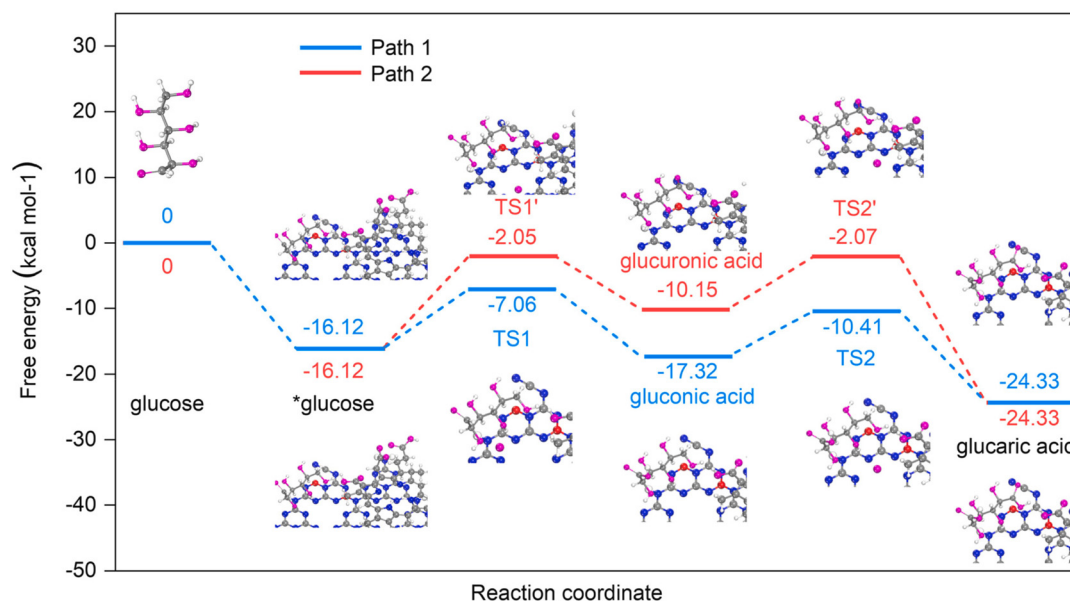
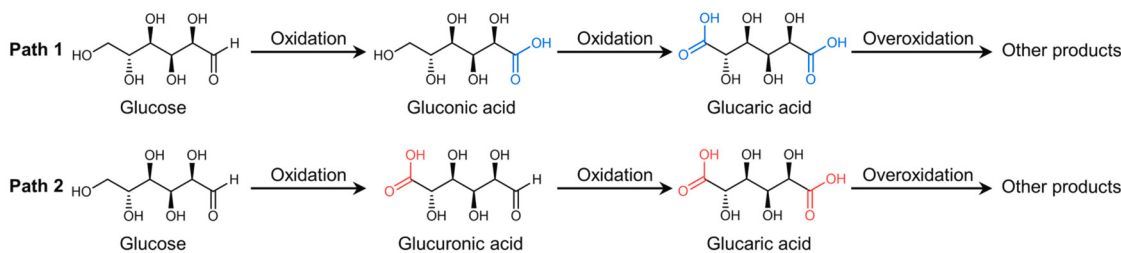
Several factors determine the mode of action of a photocatalyst. A quick and easy indicator of the latter is the use of



**Table 3** Summary of the results of the photocatalytic production of GA

Ref.	Catalyst	$T$ [°C]	Irradiation time [h]	$m_{\text{catalyst}}$ [g]	$m_{\text{Glc}}$ [g]	Glc conversion [%]	GA selectivity [%]	GA yield [%]	STY [ $\text{g}_{\text{GA}} \text{L}^{-1} \text{h}^{-1}$ ]
91	TiO <sub>2</sub>	30	0.17	0.15	0.0757	11.0	71.3 <sup>a</sup>	N/A	0.2369
92	TiO <sub>2</sub> /SiO <sub>2</sub>	30	0.17	0.15	0.0757	14.0	64.8 <sup>a</sup>	N/A	0.2740
92	TiO <sub>2</sub> /zeolite	30	0.17	0.15	0.0757	15.5	68.1 <sup>a</sup>	N/A	0.3188
93	Cr-TiO <sub>2</sub> /zeolite	30	0.33	0.15	0.0757	7.0	87 <sup>a</sup>	N/A	0.0931
93	Cr-TiO <sub>2</sub> /zeolite	30	0.33	0.15	0.0757	10.0	71 <sup>a</sup>	N/A	0.1085
94	Pt-TiO <sub>2</sub>	25	7.00	N/A	N/A	100	0	0	N/A
95	PW <sub>12</sub> -P25 solv	25	6.00	N/A	N/A	85.0	1.5	1.28	N/A
96	ZnO/CoPzS <sub>8</sub>	25	5.00	0.02	0.0721	78.0	<0.01	N/A	N/A
97	SnO <sub>2</sub> /FePz(Sbu) <sub>8</sub>	25	3.00	0.02	0.0090	34.2	12.9	4.41	0.0026
97	SnO <sub>2</sub> /FePz(Sbu) <sub>8</sub>	25	3.00	0.03	0.0090	11.1	1	0.111	0.0001
98	ZSM-5/FePz(Sbu) <sub>8</sub>	25	4.00	0.03	0.0162	35.8	13.1	4.69	0.0063
99	TiO <sub>2</sub> /HPW/CoPz	25	3.00	0.05	0.0450	22.2	16.9	3.75	0.0113
100	g-C <sub>3</sub> N <sub>4</sub> /CoPz	25	0.33	0.02	0.0054	52.1	20	10.4	0.0569
101	SnO <sub>2</sub> -OVs/CoPz	25	3.00	0.02	0.0108	43.6	28.5	12.4	0.0149
102	Ce6@BNCN	25	2.00	0.01	0.0054	62.3	12	7.48	0.0067

<sup>a</sup> Total selectivity for organic compounds; N/A not applicable.



**Fig. 10** At the top of the figure, glucose oxidation pathways over Ce6@BNCN proposed by Bai *et al.* are depicted. At the bottom, quantum chemical calculations for the proposed pathways are shown. Reproduced with permission from ref. 102. Copyright 2021, Elsevier.

quenching agents.<sup>96–100</sup> By selectively quenching the reactive species, one can determine which species is the major oxidant of Glc. Subsequently, the species that facilitate the deep oxidation of Glc to short chain acids or even CO<sub>2</sub> can also be determined. Care should be taken, however, since there are

several reaction steps in Glc oxidation all the way to GA. With the use of quenching agents several reactions using intermediates (gluconic acid) as the reactants have to be performed. It is unlikely that all reactive species are equally represented in each reaction step. Three parameters determine how the cata-



lyst reacts with incident light and which radicals are formed: the band gap, the recombination rate of holes and electrons, and the absolute positions of the valence and conduction bands. The actual reaction pathway also depends on the reaction mechanism on the excited potential surface. To fully understand the function of the synthesized catalysts, various experimental methods can be used, such as XPS and UV/vis-DR. Researchers are often eager to shift the catalyst function to the visible region, which would improve the use of sunlight. Since a mere decrease in bandgap can result in a suboptimal position of either the conduction or the valence band or both, as well as a change from direct to indirect bandgap and *vice versa*, such changes do not necessarily improve the activity of the catalyst. In general, photocatalysts have been shown to reduce conversions, which are exceptionally high but completely nonselective at vacancies with pure oxidants, and to increase selectivity. When catalysts are used, too high a concentration of Glc hinders the selectivity, as also does excessive catalyst loading. Catalyst leaching is also a common problem in photocatalysis, limiting catalyst reusability, and should be considered in all research studies.

## 5. Electrocatalysis

In electrocatalysis, reactions can be fine-tuned by using the electrical potential at the electrodes to selectively favour the desired reactions. Although common in oxidation and reduction reactions, electrocatalysis is usually limited to smaller molecules than carbohydrate derivatives. Nevertheless, there have been several attempts to use it for the oxidation of Glc to GA, including one patent (Fig. 11).<sup>103,104</sup>

The electrocatalytic oxidation (EO) of Glc to GA was studied 30 years ago,<sup>105,106</sup> when Kokoh *et al.* tested pure Au and Pt electrodes, as well as Pt electrodes modified with either Pb or

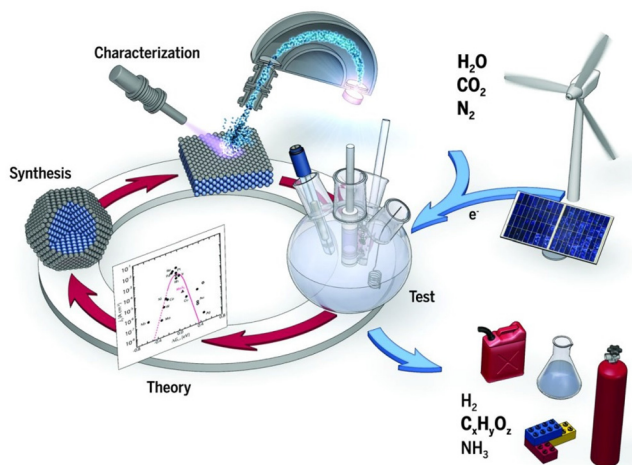
Bi, in acidic, neutral, and basic media.<sup>105</sup> They used a two-chamber glass cell with a total volume of 120 mL and HClO<sub>4</sub> or KH<sub>2</sub>PO<sub>4</sub>/NaOH as acidic or neutral electrolytes, respectively. The authors used a double- or triple-pulse potential program with a low current density of about 0.22 mA cm<sup>-2</sup>, with a maximum of 6.3 mA cm<sup>-2</sup>, using a gold electrode in a neutral medium. At 1.1 V r.h.e.<sup>-1</sup> on a pure Pt electrode in acidic medium, a negligible amount of GA was formed and only about 3% of 200 mM Glc was oxidized after 35 h. Modification of the electrode with Ti did not increase the yield, while modification with a Pb adatom at 0.65 V r.h.e.<sup>-1</sup> produced small amounts of GA (3.5% of Glc oxidized and 0.2 mA GA detected). Reducing the initial Glc concentration to 100 mM increased the conversion to 13%. In neutral medium over a Pt electrode and at 0.62 V r.h.e.<sup>-1</sup>, no GA was produced after 19 hours despite a 7% oxidation of Glc with an initial concentration of 50.6 mM.

Electrolysis on gold electrodes at 0.95 V r.h.e.<sup>-1</sup> in a 200 mM Glc solution gave no GA and only 1% of the Glc was oxidized. In a neutral medium at 0.87 V r.h.e.<sup>-1</sup>, 14% of a 50.2 mM Glc solution was oxidized after 20 h and the final GA concentration was 0.4 mM (5% selectivity). Other oxidation products such as gluconic, glucuronic, glyoxylic, oxalic, formic, tartaric, and other acids were also detected. In all cases, however, gluconic acid was the main product.

In a basic medium (0.1 M NaOH), only minute amounts of GA formed at 0.6 V r.h.e.<sup>-1</sup> on pure gold and Ti-modified gold electrodes when a lower Glc concentration (10 mM)<sup>106</sup> was used. Modification with Bi slightly increases the yield of GA, while Pb significantly improves the yield. Increasing the potential to 0.9 V r.h.e.<sup>-1</sup> caused the yield of GA to increase to 33.3% after 24 hours but the concentrations of other oxidation products also increased. At a pure Pt electrode in a basic medium at 0.8 V r.h.e.<sup>-1</sup>, about 80% of the Glc was oxidized after 21 hours, with a meagre 5% yield of GA. Modification of this electrode with Pd significantly increased the activity, and at 0.7 V r.h.e.<sup>-1</sup>, all Glc was oxidized after 4 hours. However, while the yield of GA increased slightly, the major products were 2-keto-D-gluconic acid, oxalic acid and formic acid.

Basically, Glc can be oxidized much more effectively in basic media. The first step of oxidation is always the formation of gluconic acid *via* dehydrogenation of the anomeric carbon atom. The selectivity can be significantly affected by varying the electrode and modifying adatoms.

As with the processes described in the sections before, over-oxidation is an omnipresent problem. To determine its extent in electrocatalysis, Bonfatti *et al.*<sup>107</sup> studied the complete mineralization of Glc in a single-body electrochemical cell with a volume of 200 mL, 1 M H<sub>2</sub>SO<sub>4</sub>, and modified titanium plate electrodes. Using 10 g L<sup>-1</sup> Glc, they found that modification of the plates with Pt decreased the activity the most, regardless of the temperature (25 and 57 °C) and current density (10–90 mA cm<sup>-2</sup>). While modification with pure Pt slightly improved the activity and a combined modification with SnO<sub>2</sub> and Pt performed slightly better, only the electrodes modified with PbO<sub>2</sub> showed reasonable production rates. At 57 °C, Glc mineraliz-



**Fig. 11** Schematic representation of the production of fuels and value-added chemicals by electrocatalysis. Reproduced with permission from ref. 104. Copyright © 2017, American Association for the Advancement of Science.



ation was complete after 13 hours even at lower current densities ( $30 \text{ mA cm}^{-2}$ ), with minimal leaching of Pb. Significant oxidation activity toward GA, which was even higher than that of Glc, was the result of decarboxylation of the terminal carbon as the activity increased in the following order: aldose < aldonic acid < aldaric acid.

To prevent overoxidation, a mediator molecule can be added to the reaction cell. This facilitates the formation of softer oxidizing species. Koga and Taniguchi<sup>108</sup> oxidized Glc in the presence of 2 mM TEMPO as a mediator (2,2,6,6-tetramethyl-1-piperidinyloxy). In a 50 mL reactor with a glassy carbon electrode, electrolysis was complete within 20 minutes when using an alkaline medium (1 M NaOH). The optimum potential for the potential-controlled electrolysis of Glc was found to be +0.6 V (Ag/AgCl). At high Glc concentrations ( $[\text{Glc}]/[\text{TEMPO}] = 50$ ), gluconate formed predominantly, while at lower concentrations ( $[\text{Glc}]/[\text{TEMPO}] = 1$ ), more GA was formed. At even lower concentrations the selectivity shifted towards oxalic acid. While oxidation to gluconate is a two-electron reaction, 4 additional electrons are transferred when glucarate is formed. To oxidize Glc to oxalic acid, 18 electrons must be transferred. The reactions occur in sequence. First, Glc is oxidized to gluconate and it can then be further oxidized to glucarate.

Habrioux *et al.*<sup>109</sup> used a multidisciplinary approach, where the biocatalytic route was combined with electrocatalysis. The authors designed and tested a membraneless Glc/O<sub>2</sub> biofuel cell in which the cathode was impregnated with laccase immobilized with 2,2'-azinobis (3-ethylbenzothiazoline-6-sulfonate) diammonium salt (ABTS<sup>2-</sup>), and the carbon anode was impregnated with Au-Pt nanoparticles. In a neutral medium (0.2 M phosphate buffer) with a Glc concentration of 10 mM, the maximum power output of the cell was over 70  $\mu\text{W}$  and the only by-products were gluconic acid and GA. This represents a promising opportunity to harness energy while producing value-added chemicals. A similar fuel cell was studied by Li *et al.*,<sup>110</sup> which they constructed from a 4-acetamido-2,2,6,6-tetramethyl piperidine-1-oxyl (ACT) based anode and an air-breathing Pt-C based cathode. However, a high electrode potential and the slow rate of the electrode reaction limit the feasibility of such a cell.

In electrocatalysis, another issue manifested and was first observed by Ibert *et al.*,<sup>111,112</sup> who studied the TEMPO-mediated electrooxidation of Glc using a graphite felt anode and a stainless-steel cathode and investigated different combinations of reactants and different pH values. As in other work, a strong correlation was observed between the ratio of Glc and TEMPO and the GA yields (0.02 mol Glc and 0.0005 mol TEMPO performed best with 600 mA at 0.8 V per SCE). The activity was also strongly dependent on the pH of the solution, with the optimum being 11.8. An unexpected product, later identified as maribersonic acid, was formed *via* a benzylic rearrangement.<sup>112</sup>

Bin *et al.*<sup>113</sup> also used a multidisciplinary approach, where they also investigated the engineering aspect of catalysis, as well as the material design. They prepared a porous MnO<sub>2</sub>/Ti electrode with  $10 \text{ g L}^{-1}$  Na<sub>2</sub>SO<sub>4</sub> as the electrolyte (Fig. 12), and the average diameter of the MnO<sub>2</sub> nanoparticles was about 23 nm. The Glc conversion and GA selectivity increased with MnO<sub>2</sub> loading up to 4.98 wt%, which is correlated with the charge transfer resistance (CTR) shown in the Nyquist diagrams. The CTR decreased with increasing loading up to the optimum loading, where the trend reversed to a higher CTR. Glc conversion was only weakly dependent on pH value but selectivity showed a clear maximum at pH 7 at 30 °C. Because the current density was fixed at  $3 \text{ mA cm}^{-2}$ , an increase in the Glc concentration from 25 to 126 mM resulted in a decrease in conversion and selectivity toward GA. Lower temperatures adversely affected conversion but increased GA selectivity. At higher current densities ( $5\text{--}6 \text{ mA cm}^{-2}$ ), an increase in selectivity toward GA was observed, but current efficiency drops precipitously above  $3 \text{ mA cm}^{-2}$ . At a loading of 4.98 wt%, a Glc concentration of 50.5 mM, a temperature of 30 °C, a residence time of 19 min, a current density of  $4 \text{ mA cm}^{-2}$ , and a pH of 7, a Glc conversion of 99% and a combined selectivity of more than 99% for gluconic acid and GA were observed.

With the whole world slowly shifting to, at least to some extent, a hydrogen-based economy, Zhao *et al.*<sup>114</sup> had a brilliant idea and combined the oxidation reaction at the anode with the hydrogen evolution reaction (HER) at the cathode but used sodium gluconate (SG) instead of Glc. For the anode and

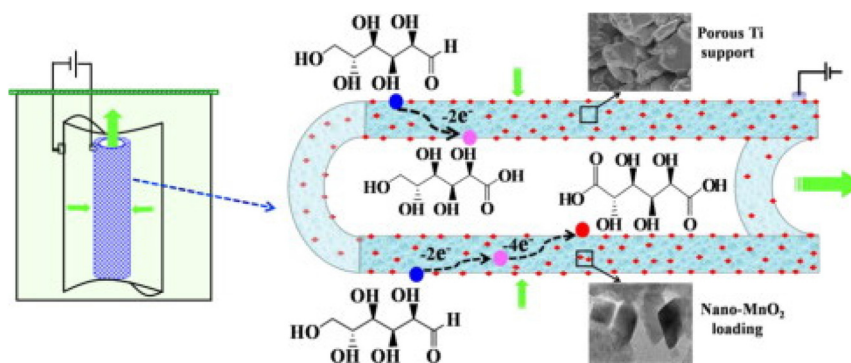


Fig. 12 Schematic representation of the nano-MnO<sub>2</sub>-loading tubular porous titanium electrode used by Bin *et al.* Reproduced with permission from ref. 113. Copyright 2014 Elsevier.



cathode, they supported a Ni-based metal–organic framework (MOF) on nickel foam with benzene-1,3,5-tricarboxylic acid (H3BTC) as an organic linker in the MOF. With this setup, the yield of hydrogen was increased threefold compared with the same setup without SG, outperforming the oxygen evolution reaction. The researchers also found that a cell potential as low as 1 V  $\text{rhe}^{-1}$  could be used. In an 8 M KOH solution, the electrode outperformed even a Pt electrode with the lowest Tafel slope (46.6  $\text{mV dec}^{-1}$ ) and the highest exchange current density ( $8.15 \times 10^{-3} \text{ mA cm}^{-2}$ ). After 20 hours at 1 V  $\text{rhe}^{-1}$  in 8 M KOH, the conversion of SG was over 99% and the selectivity toward GA was nearly 98% with a faradaic efficiency of 100% and a stable current density of 50  $\text{mA cm}^{-2}$ . Liu *et al.*<sup>115</sup> noticeably improved on the work done by Zhao and used modified nickel foam electrodes and successfully oxidized over 90% of 10 mM Glc with a GA yield of over 85% at 1.3 V  $\text{rhe}^{-1}$ . With NiFeO<sub>x</sub>-modified nickel foam as the anode and NiFeN<sub>x</sub>-modified nickel foam as the cathode, H<sub>2</sub> was produced simultaneously with high efficiency. The catalysts were reused for 5 cycles with negligible loss of activity. The authors confirmed that the oxidation of Glc on the anode was more efficient than OER on the anode, as already reported by Zhao *et al.*<sup>114</sup>

The faradaic efficiency toward GA and gluconic acid production was 87%. Long-term tests (24 h) in 1 M KOH and 0.5 M Glc showed a Glc conversion of 21.3% and a yield of 11.6% and 4.7% of GA and gluconic acid, respectively, with a decrease in current density of less than 4% (from 101.2 to 97.8  $\text{mA cm}^{-2}$ ). A similar observation was made by Zhang *et al.*<sup>116</sup>

In studying Glc oxidation on pure Cu, Pt, and Au electrodes in an alkaline medium, Moggia *et al.*<sup>117</sup> found that the oxide layer formed on the copper electrode was active in Glc oxidation. A peak in the voltammogram of the Cu electrode, which could be attributed to the formation of soluble products from the CuO species, confirmed this. The performance of these catalysts was evaluated by long-term electrocatalysis (65 h) with 0.04 M Glc in 0.1 M NaOH. Since more than 46% of Glc is isomerized to fructose at 20 °C, the reactions were carried out at 5 °C. They used a potential program in which

the oxidation potential (0.7–1.8 V  $\text{rhe}^{-1}$ ) was applied for 30 seconds, followed by a desorption step for 1 s at 2.4 V  $\text{rhe}^{-1}$  and an adsorption step for 1 s at 0 V  $\text{rhe}^{-1}$ . Copper was the most selective catalyst for GA with a selectivity of 38% at 0.84 V  $\text{rhe}^{-1}$ , but with a low activity that could be somewhat improved by increasing the potential (1.8 V  $\text{rhe}^{-1}$ ) at the expense of selectivity. The Pt electrode also exhibited some selectivity for GA (12.6%) at lower potentials (0.7 V  $\text{rhe}^{-1}$ ), but mainly gluconic acid was formed (68%). Gold outperformed the other two catalysts in terms of GA yield, despite a lower selectivity for GA (13.5%), at 1.34 V  $\text{rhe}^{-1}$ .

Electrocatalysis is an efficient method to produce GA, but fine-tuning the setup (electrodes, media, cell potential ...) is difficult. As we have already seen (Table 4), even the same type of electrode can have drastically different selectivity depending on the pH, as shown by Kokoh *et al.*<sup>105,106</sup> Since deep oxidation of Glc is also a problem,<sup>107</sup> a two-step process was proposed by Moggia *et al.*<sup>118</sup> However, the process still needs to be improved because of the low gluconic acid conversion and electrode poisoning. A persistent problem, throughout the final three processes described, is that even softer oxidizing species can oxidize glucose to gluconic acid, while they are mostly insufficient for further oxidation to glucaric acid. The use of a mediator that is oxidized and in turn oxidizes Glc has already been discussed<sup>38</sup> and successfully attempted.<sup>108,111,112</sup> The use of TEMPO allows good GA selectivity provided that a suitable Glc/TEMPO ratio is used. So far, GA yields have been too low to justify the addition of a mediator. An interesting concept is the combination of Glc oxidation with electricity generation,<sup>109</sup> for which several types of Glc fuel cell has already been patented.<sup>119</sup> When hydrogen is also produced, the combined reaction efficiency is higher than that of conventional water splitting. Glc oxidation can be coupled with the hydrogen evolution reaction.<sup>115,120</sup> Researchers have found that the latter can improve the energy efficiency of the HER. Electrode leaching is also possible<sup>117</sup> and should be investigated in any case. Finally, GA yield can be improved by clever design of the cell, as shown by Bin *et al.*<sup>113</sup> who used a porous MnO<sub>2</sub>/Ti electrode.

**Table 4** Summary of the results of the electrocatalytic production of GA

Reference	Current density [ $\text{mA cm}^{-2}$ ]	Work potential	Catalyst material	Initial Glc [ $\text{mol L}^{-1}$ ]	Time [h]	Reaction volume [mL]	Glc conversion [%]	GA selectivity [%]	GA yield [%]	STY [ $\text{g}_{\text{GA}} \text{L}^{-1} \text{h}^{-1}$ ]
105	0.22	0.55 V $\text{rhe}^{-1}$	Pt	0.200	30	60	3.5	3.0	0.1	0.0013
106	N/A	0.9 V $\text{rhe}^{-1}$	Au–Pb	0.010	24	60	90.0	37.0	33.3	0.0250
107	30	N/A	PbO <sub>2</sub>	0.056	13	200	100.0	N/A	N/A	N/A
108	N/A	0.6 V/(Ag/AgCl)	GCE	0.002	0.33	50	100.0	60.0	60.0	0.6551
109	N/A	N/A	AuPt	0.010	N/A	20	100.0	N/A	N/A	N/A
110	N/A	N/A	N/A	0.050	72	10	N/A	N/A	N/A	N/A
111	600	N/A	N/A	0.1 <sup>a</sup>	20	330	100.0	85.0	85.0	0.7657
113	3	N/A	MnO <sub>2</sub>	0.051	0	400	99.0	45.0	44.6	0.1642
116	50	1 V $\text{rhe}^{-1}$	Ni <sub>3</sub> (BTC) <sub>2</sub> /NiF	1 <sup>a</sup>	20	N/A	100.0	98.0	98.0	N/A
117	N/A	1.34 V $\text{rhe}^{-1}$	Au	0.040	65	N/A	100.0	13.5	13.5	N/A
115	100	1.3 V $\text{rhe}^{-1}$	Ni–Fe	0.500	24	100	21.3	54.5	11.6	0.4357

N/A not applicable. <sup>a</sup> Gluconate.





## 6. Discussion

The various Glc oxidation processes discussed in this review are fundamentally different and have drastically different process parameters, making them difficult to compare. A useful, nearly universal parameter for determining process utility, particularly the potential for upscaling, is the STY. Where the necessary data have been published, we have calculated it, defined as grams GA produced per hour per unit volume required (Fig. 13). This parameter is a suitable indicator for evaluating the industrial profitability of the process. If dilute reactant concentrations and consequently large volumes or long reaction times are required, the feasibility of the process decreases. We should note at this point, that in many of the processes described, the STY would increase noticeably if smaller volumes are used. In many cases, this could be straightforwardly achieved by rational engineering.

At first glance, heterogeneous catalysis appears to be clearly superior to other types of catalysis. However, the caveat here is that the two best performing heterogeneous processes used gluconate as the substrate, which converts faster than Glc. On the other hand, enzymatic GA production is compromised by long reaction times. Electrocatalysis and photocatalysis require very dilute concentrations, which lowers the STY.

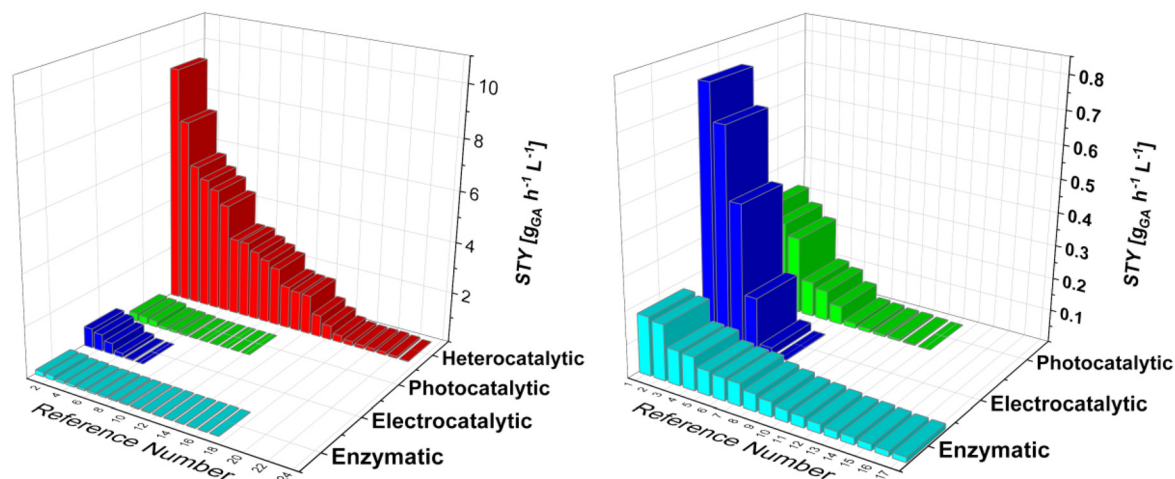
The STY, however, is not the only relevant parameter in determining the profitability of a process. The cost of reactants and possible co-factors must be considered, as well as downstream processing. Product purification (separation) can account for a large portion of the operating costs. The solvents required also affect the environmental impact of the process. Therefore, the selectivity of the reaction is crucial, as high selectivity simplifies the purification of GA, as Choi *et al.* aptly noted.<sup>121</sup> In most cases, the selectivity obtained in heterogeneous catalytic processes is quite low (less than 50%), but this value is somewhat higher when the catalyst is supported

**Table 5** The table correlates the reference numbers from Fig. 13 with the numbers of the references throughout the manuscript

Reference number in Fig. 13	Reference in article			
	Enzymatic	Electrocatalytic	Photocatalytic	Heterocatalytic
1	56	111	92	78
2	59	108	92	79
3	55	115	91	80
4	58	113	93	83
5	52	106	93	79
6	47	105	100	84
7	43		101	84
8	41		99	82
9	51		102	81 and 82
10	42		98	80
11	49		97	86
12	48		97	85
13	46			82
14	45			81
15	50			86
16	44			86
17	40			79
18				84
19				79
20				78
21				86
22				81
23				89
24				81

by Pt (about 80%). Several acids, produced as by-products of the reaction, affect the final downstream process.

In photocatalysis, the development of catalysts is hampered by the difficulty of performing *in situ* studies in the liquid phase. The relevance of reaction factors such as intermediates, the restructuring of the catalyst and its oxidation state, *etc.*, is difficult to determine, which hinders targeted catalyst development. Therefore, it is a particular challenge to accurately define and control the reactive oxygen species, which in turn



**Fig. 13** The left bar graph illustrates the STY of all the processes encompassed in this review. On the right, the heterogeneous catalytic processes were omitted for clarity. The calculated STYs were sorted by size to further improve clarity. The reference numbers can be correlated with actual references and data with the help of Table 5.



determine the reaction selectivity. This can be seen in Table 3, where quite low selectivity was determined in photocatalytic experiments for the production of GA. In many cases, catalyst synthesis is difficult, even at the laboratory scale, and scale-up is rarely investigated. This is in no small part because there is no practical way to efficiently illuminate tons of photocatalysts.<sup>122</sup>

High selectivity can be achieved with electrocatalytic glucose oxidation, which in turn simplifies product separation. The disadvantage of electrocatalytic processes is the instability of the catalytic electrodes, questionable faradaic efficiency (FE), current density and cell voltage, while the advantage is that oxidation takes place at the anode, while hydrogen gas can be generated at the cathode. This brings significant economic advantages. The price of electricity (and its source) is still an important factor. It has been reported<sup>123</sup> that for CO<sub>2</sub> reduction to CO, the current density should be higher than 300 mA cm<sup>-2</sup>, the FE should be higher than 80%, the cell voltage should be lower than 1.8 V, and the stability should be over 80 000 hours to make the CO economically viable. Liu *et al.*<sup>115</sup> calculated that with their electrocatalytic method, the minimum selling price for GA should be \$9.32 per kg. According to their calculations, this reduces the cost by more than 45% compared with conventional chemical Glc oxidation (\$17.04).

The selectivity of electrocatalytic systems can only be achieved with biological systems, which, however, have other disadvantages. The extremely low space-time yields can be improved by using isolated and immobilized enzymes, which eliminate the need for batch operation as in fermentation. These typically allow STYs one to two orders of magnitude higher yields than fermentation. An additional advantage is easier removal of the enzymes, which simplifies downstream processing. The use of enzymes from hyperthermophilic organisms allows operation at elevated temperatures, further shortening reaction times and thus increasing the STY. An important parameter to consider is the price of co-factors, (co-) substrates and other components that need to be added to the medium (IPTG, MIOX...). While the stability of the catalyst plays a crucial role for the feasibility of any catalytic process, the stability of the enzymes and their price are even more crucial for the profitability.

To evaluate the environmental impact of these processes, several factors must be considered. First, catalyst stability is important because the use of short-lived and non-recyclable catalysts is wasteful. If low stability is due to leaching, the impact of metals (enzymes) must also be considered. Another important factor is the cost of producing the catalytic materials, whether they are based on enzymes or metals (oxides). While heterogeneous catalysis offers high STYs, the best catalysts require critical raw materials and/or noble metals (Pt, Au, and Pd). In addition, most of the heterogeneous catalysis processes discussed in this article require pH control with NaOH or KOH, which is environmentally problematic. Additionally, base addition increases the production costs, which offsets the feasibility of upscaling of the process.

Finding a suitable Cu- or Bi-based catalyst would sufficiently reduce the cost.

It is possible to combine the oxidation of Glc with the production of hydrogen, which can offset some costs associated with the process. This is particularly important in electrocatalysis, where the price of the electrolyte, its toxicity, and its transformation during the process can greatly alter the environmental impact and financial design.

Most processes require mild reaction conditions, with the exception of heterogeneous catalysis, which requires high pressures. A thorough life-cycle analysis (LCA) is beyond the scope of this review, but Liu *et al.*<sup>115</sup> have shown that both electrocatalytic and heterogeneous catalysis are viable options, if chemical oxidants are avoided. In short, in addition to energy requirements, the energy source and other externalities must be considered for each process. For example, while electrocatalysis and photocatalysis require only a modest amount of energy, the cost of biocatalytic processes is even lower, although they involve higher costs due to the use of genetically modified organisms.

As of 2022, heterogeneous catalysis is the most viable production route for GA, provided adequate downstream processing is available and purity is not the limiting factor. If higher purity is required, electrocatalytic and bio-enzymatic processes can be used. Photocatalysis remains limited to laboratory experiments due to practical difficulties in upscaling despite its low energy consumption.

## 7. Conclusion and future outlook

As shown here, there are several emerging technologies (bi-enzymatic, heterogeneous catalysis, photocatalysis, electrocatalysis) for the environmentally friendly production of GA. Due to their fundamentally different backgrounds, they suffer from various drawbacks that are being intensively researched. Recommendations and the main challenges related to these shortcomings are evaluated and critically discussed in this review. Broad comparisons are difficult because published research results vary widely with respect to the parameters presented. Preferably, catalyst selectivity, conversion, productivity (per mass and per time), and stability should be reported, along with space-time yields and other transferable quantities. In a general, catalysts should be compared with available data.

To date, most work has been done in batch reactor systems, which are inherently difficult to scale up. Trickle bed or plug flow systems would greatly facilitate the scalability and allow better techno-economic analyses. With modern software, such as Aspen Plus, entire production chains can be analysed for feasibility. The accuracy of the proposed models differs from actual values, but still allows researchers to evaluate their catalysts on an industrial scale.

There are several properties that determine the viability of a catalyst, such as activity, selectivity, stability, price, and complexity. Some of these properties are not easy to assess which can drastically affect the feasibility of the process. Little



research has been done on potential impurities, such as hemi-cellulose, present in the starting stream. Purification in an industrial setting can quickly and significantly increase the price of the proposed process. Finding a renewable pathway for the production of GA is essential for the transition to a carbon-neutral society, and Glc remains a suitable feedstock.

## Conflicts of interest

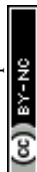
There are no conflicts to declare.

## Acknowledgements

This research was funded by the Slovenian Research Agency (ARRS), research core funding P2-0152 and P2-0089. M. H. was funded by the fundamental research projects J1-3020 and J4-3085 from the ARRS. M. G. was funded by the fundamental research project N2-0242 from the ARRS. Infrastructure funding I0-0039 from the ARRS is gratefully acknowledged.

## References

- C. L. Mehlretter and C. E. Rist, *J. Agric. Food Chem.*, 1953, **1**, 779–783.
- C. L. Mehlretter, B. H. Alexander and C. E. Rist, *Ind. Eng. Chem.*, 1953, **45**, 2782–2784.
- T. N. Smith and R. Shirley, 9347024B2, 2016.
- T. N. Smith, D. E. Kiely and K. Kramer-Presta, 9404188B2, 2016.
- T. Werpy and G. Petersen, *Top Value Added Chemicals from Biomass: Volume I – Results of Screening for Potential Candidates from Sugars and Synthesis Gas*, Golden, CO (United States), 2004.
- K. Fischer and H.-P. Bipp, *Water, Air, Soil Pollut.*, 2002, **138**, 271–288.
- G. Subramanian and G. Madras, *Water Res.*, 2016, **104**, 168–177.
- J. Singh and K. P. Gupta, *Biomed. Environ. Sci.*, 2003, **16**, 9–16.
- J. Singh and K. P. Gupta, *J. Environ. Pathol., Toxicol. Oncol.*, 2007, **26**, 63–73.
- N. van Strien, S. Rautiainen, M. Asikainen, D. A. Thomas, J. Linnekoski, K. Niemelä and A. Harlin, *Green Chem.*, 2020, **22**, 8271–8277.
- S. Li, W. Deng, S. Wang, P. Wang, D. An, Y. Li, Q. Zhang and Y. Wang, *ChemSusChem*, 2018, **11**, 1995–2028.
- S. Gyergyek, A. Kocjan, M. Grilc, B. Likozar, B. Hočevar and D. Makovec, *Green Chem.*, 2020, **22**, 5978–5983.
- J. Rios, J. Lebeau, T. Yang, S. Li and M. D. Lynch, *Green Chem.*, 2021, **23**, 3172–3190.
- M. L. R. Liman and M. T. Islam, *J. Mater. Chem. A*, 2022, **10**, 2697–2735.
- F. H. Isikgor and C. R. Becer, *Polym. Chem.*, 2015, **6**, 4497–4559.
- D. E. Kiely, L. Chen and T. H. Lin, *J. Am. Chem. Soc.*, 1994, **116**, 571–578.
- D. E. Kiely, L. Chen and T.-H. Lin, *Polymers from Agricultural Coproducts*, 1994, vol. 575, pp. 149–158.
- C. Lu and E. Ford, *Macromol. Mater. Eng.*, 2018, **303**, 1700523.
- M. C. Biswas, B. Bush and E. Ford, *Carbohydr. Polym.*, 2020, **245**, 116510.
- M. L. R. Liman and M. T. Islam, *J. Mater. Chem. A*, 2022, **10**, 2697–2735.
- C. L. Mehlretter, 2436659A, 1948.
- D. E. Kiely, A. Carter, and D. P. Shrouf, 5599977A, 1997.
- D. E. Kiely and G. Ponder, 6049004A, 2000.
- D. E. Kiely and K. R. Hash, 2008/021054A3, 2008.
- D. E. Kiely and K. R. Sr, 7692041B2, 2010.
- H. Kiliani, *Justus Liebigs Ann. Chem.*, 1880, **205**, 145–190.
- S. Donen and K. Jensen, 2014/0275622A1, 2014.
- C. Dwivedi, W. J. Heck, A. A. Downie, S. Larroya and T. E. Webb, *Biochem. Med. Metab. Biol.*, 1990, **43**, 83–92.
- Z. Walaszek, J. Szemraj, M. Narog, A. K. Adams, J. Kilgore, U. Sherman and M. Hanausek, *Cancer Detect. Prev.*, 1997, **21**, 178–190.
- A. S. Heerdt, C. W. Young and P. I. Borgen, *Isr. J. Med. Sci.*, 1995, **31**, 101–105.
- J. K. Selkirk, G. M. Cohen and M. C. MacLeod, *Arch. Toxicol.*, 1980, 171–178.
- N. Yoshimi, Z. Walaszek, H. Mori, M. Hanausek, J. Szemraj and T. J. Slaga, *Int. J. Oncol.*, 2000, **16**, 43–51.
- C. Dwivedi, A. A. Downie and T. E. Webb, *J. Environ. Pathol., Toxicol. Oncol.*, 1989, **9**, 253–259.
- Q. Zhang, Z. Wan, I. K. M. Yu and D. C. W. Tsang, *J. Cleaner Prod.*, 2021, **312**, 127745.
- T. R. Boussie, E. L. Dias, Z. M. Fresco, V. J. Murphy, J. Shoemaker, R. Archer, and H. Jiang, 2010/144862A2, 2010.
- G. M. Diamond, E. L. Dias, R. H. Archer, V. J. Murphy, and T. R. Boussie, 2016/054065A2, 2016.
- N. Potrzebowska, M. Besson, C. Pinel, N. Perret, E. Derrien, and P. Marion, 2020/001840A1, 2020.
- N. Merbouh, J. M. Bobbitt, and C. Brueckner, 6498269B1, 2000.
- P. G. Tonkes and C. A. Marsh, *Aust. J. Biol. Sci.*, 1973, **26**, 839.
- T. S. Moon, S.-H. Yoon, A. M. Lanza, J. D. Roy-Mayhew and K. L. J. Prather, *Appl. Environ. Microbiol.*, 2009, **75**, 589–595.
- T. S. Moon, J. E. Dueber, E. Shiue and K. L. J. Prather, *Metab. Eng.*, 2010, **12**, 298–305.
- J. E. Dueber, G. C. Wu, G. R. Malmirchegini, T. S. Moon, C. J. Petzold, A. v. Ullal, K. L. J. Prather and J. D. Keasling, *Nat. Biotechnol.*, 2009, **27**, 753–759.
- E. Shiue and K. L. J. Prather, *Metab. Eng.*, 2014, **22**, 22–31.
- I. M. Brockman and K. L. J. Prather, *Metab. Eng.*, 2015, **28**, 104–113.
- I. M. B. Reizman, A. R. Stenger, C. R. Reisch, A. Gupta, N. C. Connors and K. L. J. Prather, *Metab. Eng. Commun.*, 2015, **2**, 109–116.



- 46 A. Gupta, M. A. Hicks, S. P. Manchester and K. L. J. Prather, *Biotechnol. J.*, 2016, **11**, 1201–1208.
- 47 Y. Liu, X. Gong, C. Wang, G. Du, J. Chen and Z. Kang, *Enzyme Microb. Technol.*, 2016, **91**, 8–16.
- 48 S. J. Doong, A. Gupta and K. L. J. Prather, *Proc. Natl. Acad. Sci. U. S. A.*, 2018, **115**, 2964–2969.
- 49 J. Hou, C. Gao, L. Guo, J. Nielsen, Q. Ding, W. Tang, G. Hu, X. Chen and L. Liu, *Metab. Eng.*, 2020, **61**, 47–57.
- 50 W. L. Marques, L. A. Anderson, L. Sandoval, M. A. Hicks and K. L. J. Prather, *Enzyme Microb. Technol.*, 2020, **140**, 109623.
- 51 Y. Zhao, J. Li, R. Su, Y. Liu, J. Wang and Y. Deng, *J. Biotechnol.*, 2021, **332**, 61–71.
- 52 H.-H. Su, F. Peng, X.-Y. Ou, Y.-J. Zeng, M.-H. Zong and W.-Y. Lou, *N. Biotechnol.*, 2020, **59**, 51–58.
- 53 P. Yadav, *J. Clin. Diagn. Res.*, 2015, **9**, ZE21–ZE25.
- 54 F. M. Gírio, C. Fonseca, F. Carvalheiro, L. C. Duarte, S. Marques and R. Bogel-Lukasik, *Bioresour. Technol.*, 2010, **101**, 4775–4800.
- 55 C. C. Lee, R. E. Kibblewhite, C. D. Paavola, W. J. Orts and K. Wagschal, *Mol. Biotechnol.*, 2016, **58**, 489–496.
- 56 Y. Li, Y. Xue, Z. Cao, T. Zhou and F. Alnadari, *World J. Microbiol. Biotechnol.*, 2018, **34**, 102.
- 57 T. v. Vuong and E. R. Master, *Biotechnol. Biofuels*, 2020, **13**, 51.
- 58 H. Su, Z. Guo, X. Wu, P. Xu, N. Li, M. Zong and W. Lou, *ChemSusChem*, 2019, **12**, 2278–2285.
- 59 K. Petroll, A. Care, P. L. Bergquist and A. Sunna, *Metab. Eng.*, 2020, **57**, 162–173.
- 60 M. Sauer, D. Porro, D. Mattanovich and P. Branduardi, *Trends Biotechnol.*, 2008, **26**, 100–108.
- 61 W. A. Schroeder, P. M. Hicks, S. C. Mcfarlan, and T. W. Abraham, 2004/0185562A1, 2008.
- 62 T. Ito, H. Tadokoro, H. Masaki, K. Mikuni, H. Murakami, T. Kiso, and T. Kiryu, 2013/183610A1, 2013.
- 63 T. S. Moon, S.-H. Yoon, and L. J. P. Kristala, 8835147B2, 2014.
- 64 K. Konishi and S. Imazu, 9506091B2, 2016.
- 65 I. M. Brockman, L. J. Prather Kristala, and A. Gupta, 20170130210A1, 2017.
- 66 Kalion, <https://www.kalioninc.com/products> (accessed: 15.12.2021).
- 67 H.-H. Su, F. Peng, P. Xu, X.-L. Wu, M.-H. Zong, J.-G. Yang and W.-Y. Lou, *Bioresour. Bioprocess.*, 2019, **6**, 36.
- 68 A. Murugan, R. Prathiviraj, D. Mothay and P. Chellapandi, *Int. J. Biol. Macromol.*, 2019, **140**, 1214–1225.
- 69 C. L. Mehlretter and B. H. Alexander, 2472168A, 1949.
- 70 H. G. J. de Wilt and H. S. van der Baan, *Ind. Eng. Chem. Prod. Res. Dev.*, 1972, **11**, 374–378.
- 71 J. M. H. Dirx, H. S. van der Baan and J. M. A. J. van den Broek, *Carbohydr. Res.*, 1977, **59**, 63–72.
- 72 J. M. H. Dirx and H. S. van der Baan, *J. Catal.*, 1981, **67**, 14–20.
- 73 P. C. C. Smits, B. F. M. Kuster, K. van der Wiele and S. van der Baan, *Appl. Catal.*, 1987, **33**, 83–96.
- 74 P. J. M. Dijkgraaf, M. J. M. Rijk, J. Meuldijk and K. van der Wiele, *J. Catal.*, 1988, **112**, 329–336.
- 75 P. J. M. Dijkgraaf, B. F. M. Küster, H. A. M. Duisters and K. van der Wiele, *J. Catal.*, 1988, **112**, 337–344.
- 76 M. Besson, F. Lahmer, P. Gallezot, P. Fuertes and G. Fleche, *J. Catal.*, 1995, **152**, 116–121.
- 77 M. Besson, G. Flèche, P. Fuertes, P. Gallezot and F. Lahmer, *Recl. Trav. Chim. Pays-Bas*, 1996, **115**, 217–221.
- 78 S. Rautiainen, P. Lehtinen, J. Chen, M. Vehkamäki, K. Niemelä, M. Leskelä and T. Repo, *RSC Adv.*, 2015, **5**, 19502–19507.
- 79 X. Jin, M. Zhao, J. Shen, W. Yan, L. He, P. S. Thapa, S. Ren, B. Subramaniam and R. v. Chaudhari, *J. Catal.*, 2015, **330**, 323–329.
- 80 J. Lee, B. Saha and D. G. Vlachos, *Green Chem.*, 2016, **18**, 3815–3822.
- 81 X. Jin, M. Zhao, M. Vora, J. Shen, C. Zeng, W. Yan, P. S. Thapa, B. Subramaniam and R. v. Chaudhari, *Ind. Eng. Chem. Res.*, 2016, **55**, 2932–2945.
- 82 E. Derrien, P. Marion, C. Pinel and M. Besson, *Org. Process Res. Dev.*, 2016, **20**, 1265–1275.
- 83 E. Derrien, M. Mounguengui-Diallo, N. Perret, P. Marion, C. Pinel and M. Besson, *Ind. Eng. Chem. Res.*, 2017, **56**, 13175–13189.
- 84 S. Solmi, C. Morreale, F. Ospitali, S. Agnoli and F. Cavani, *ChemCatChem*, 2017, **9**, 2797–2806.
- 85 H. Shi, P. S. Thapa, B. Subramaniam and R. v. Chaudhari, *Org. Process Res. Dev.*, 2018, **22**, 1653–1662.
- 86 M. Khawaji, Y. Zhang, M. Loh, I. Graça, E. Ware and D. Chadwick, *Appl. Catal., B*, 2019, **256**, 117799.
- 87 M. Khawaji, I. Graça, E. Ware and D. Chadwick, *Catal. Today*, 2021, **365**, 257–264.
- 88 Q. Zhang, S. Xu, Y. Cao, R. Ruan, J. H. Clark, C. Hu and D. C. W. Tsang, *Green Chem.*, 2022, **24**, 6657–6670.
- 89 Y. Wang, W. Deng, L. Yan, B. Wang, Q. Zhang, H. Song, S. Wang and Q. Zhang, *Angew. Chem., Int. Ed.*, 2021, **60**, 4712–4719.
- 90 M. Liu, X. Jin, G. Zhang, Q. Xia, L. Lai, J. Wang, W. Zhang, Y. Sun, J. Ding, H. Yan and C. Yang, *ACS Catal.*, 2020, **10**, 10932–10945.
- 91 J. C. Colmenares, A. Magdziarz and A. Bielejewska, *Bioresour. Technol.*, 2011, **102**, 11254–11257.
- 92 J. C. Colmenares and A. Magdziarz, *J. Mol. Catal. A: Chem.*, 2013, **366**, 156–162.
- 93 J. C. Colmenares, A. Magdziarz, K. Kurzydowski, J. Grzonka, O. Chernyayeva and D. Lisovytskiy, *Appl. Catal., B*, 2013, **134–135**, 136–144.
- 94 M. Bellardita, E. I. García-López, G. Marci and L. Palmisano, *Int. J. Hydrogen Energy*, 2016, **41**, 5934–5947.
- 95 M. Bellardita, E. I. García-López, G. Marci, B. Megna, F. R. Pomilla and L. Palmisano, *RSC Adv.*, 2015, **5**, 59037–59047.
- 96 M. Cheng, Q. Zhang, C. Yang, B. Zhang and K. Deng, *Catal. Sci. Technol.*, 2019, **9**, 6909–6919.
- 97 Q. Zhang, Y. Ge, C. Yang, B. Zhang and K. Deng, *Green Chem.*, 2019, **21**, 5019–5029.



- 98 R. Chen, C. Yang, Q. Zhang, B. Zhang and K. Deng, *J. Catal.*, 2019, **374**, 297–305.
- 99 J. Yin, Q. Zhang, C. Yang, B. Zhang and K. Deng, *Catal. Sci. Technol.*, 2020, **10**, 2231–2241.
- 100 Q. Zhang, X. Xiang, Y. Ge, C. Yang, B. Zhang and K. Deng, *J. Catal.*, 2020, **388**, 11–19.
- 101 Q. Zhang, C. Yang, B. Zhang and K. Deng, *ACS Sustainable Chem. Eng.*, 2021, **9**, 2057–2066.
- 102 X. Bai, Q. Hou, H. Qian, Y. Nie, T. Xia, R. Lai, G. Yu, M. Laiq Ur Rehman, H. Xie and M. Ju, *Appl. Catal., B*, 2022, **303**, 120895.
- 103 L. Zhao and Z. Wang, 109675639A, 2019.
- 104 Z. W. Seh, J. Kibsgaard, C. F. Dickens, I. Chorkendorff, J. K. Nørskov and T. F. Jaramillo, *Science*, 2017, **355**, 1–1.
- 105 K. B. Kokoh, J.-M. Léger, B. Beden and C. Lamy, *Electrochim. Acta*, 1992, **37**, 1333–1342.
- 106 K. B. Kokoh, J.-M. Léger, B. Beden, H. Huser and C. Lamy, *Electrochim. Acta*, 1992, **37**, 1909–1918.
- 107 F. Bonfatti, S. Ferro, F. Lavezzo, M. Malacarne, G. Lodi and A. de Battisti, *J. Electrochem. Soc.*, 1999, **146**, 2175–2179.
- 108 T. Koga and I. Taniguchi, *Electrochemistry*, 2004, **72**, 858–860.
- 109 A. Habrioux, K. Servat, B. Kokoh and N. Alonso-Vante, *ECS Trans.*, 2019, **6**, 9–17.
- 110 G. Li, Y. Wang, F. Yu, Y. Lei and Z. Hu, *Chem. Commun.*, 2021, **57**, 4051–4054.
- 111 M. Ibert, P. Fuertès, N. Merbouh, C. Fiol-Petit, C. Feasson and F. Marsais, *Electrochim. Acta*, 2010, **55**, 3589–3594.
- 112 M. Ibert, P. Fuertès, N. Merbouh, C. Feasson and F. Marsais, *Carbohydr. Res.*, 2011, **346**, 512–518.
- 113 D. Bin, H. Wang, J. Li, H. Wang, Z. Yin, J. Kang, B. He and Z. Li, *Electrochim. Acta*, 2014, **130**, 170–178.
- 114 L. Zhao, X. Kuang, X. Sun, Y. Zhang and Q. Wei, *J. Electrochem. Soc.*, 2019, **166**, H534–H540.
- 115 W.-J. Liu, Z. Xu, D. Zhao, X.-Q. Pan, H.-C. Li, X. Hu, Z.-Y. Fan, W.-K. Wang, G.-H. Zhao, S. Jin, G. W. Huber and H.-Q. Yu, *Nat. Commun.*, 2020, **11**, 265.
- 116 Y. Zhang, Y. Qiu, Z. Ma, Y. Wang, Y. Zhang, Y. Ying, Y. Jiang, Y. Zhu and S. Liu, *J. Mater. Chem. A*, 2021, **9**, 10893–10908.
- 117 G. Moggia, T. Kenis, N. Daems and T. Breugelmans, *ChemElectroChem*, 2020, **7**, 86–95.
- 118 G. Moggia, J. Schalck, N. Daems and T. Breugelmans, *Electrochim. Acta*, 2021, **374**, 137852.
- 119 P. Simons and L. M. Jennifer, 2019/164839A1, 2019.
- 120 L. Zhao, X. Kuang, X. Sun, Y. Zhang and Q. Wei, *J. Electrochem. Soc.*, 2019, **166**, H534–H540.
- 121 H. Choi, N. E. Soland, B. L. Buss, N. C. Honeycutt, E. G. Tomashek, S. J. Haugen, K. J. Ramirez, J. Miscall, E. C. D. Tan, T. N. Smith, P. O. Saboe and E. M. Karp, *Green Chem.*, 2022, **24**, 1350–1361.
- 122 L. Xiong and J. Tang, *Adv. Energy Mater.*, 2021, **11**, 2003216.
- 123 S. Jin, Z. Hao, K. Zhang, Z. Yan and J. Chen, *Angew. Chem., Int. Ed.*, 2021, **60**, 20627–20648.

