



Cite this: *Green Chem.*, 2021, **23**, 8821

Neoteric solvent-based blue biorefinery: for chemicals, functional materials and fuels from oceanic biomass

Rosy Alphons Sequeira, ^{a,b} Dibyendu Mondal *^{†c} and Kamallesh Prasad *^{a,b}

Blue biorefineries integrate the production of renewable chemicals, fuels, functional materials and marketable commodities utilising biomass of marine origin. The global climate issues, ever-increasing population and depletion of fossil resources make the development of a bioeconomy based on sustainable resources a priority. Green technologies are emerging as a potential aid for developing eco-friendly processes to treat biomass for their conversion into value-added marketable products. New types of solvent systems such as ionic liquids (ILs), deep eutectic solvents (DESSs), super critical CO₂ (SC-CO₂) and biomass-derived solvents are gaining attention for the efficient bioprocessing of natural resources. Due to their distinguished properties, they are promising solvent systems for blue biorefineries. This review summarizes the concept of blue biorefineries, the valuable resources available from the ocean, the marketable commodities developed using marine biomass and the potential of neoteric solvent systems for blue biorefineries.

Received 31st August 2021,
Accepted 14th October 2021

DOI: 10.1039/d1gc03184h

rsc.li/greenchem

^aNatural Products & Green Chemistry Division, CSIR-Central Salt and Marine Chemicals Research Institute, Gijubhai Badheka Marg, Bhavnagar- 364 002, Gujarat, India. E-mail: kamlesh@csmcri.res.in, drkamalleshp@gmail.com; Fax: +91-278-2567562; Tel: +91-278-2567760

^bAcademy of Scientific and Innovative Research (AcSIR), Ghaziabad 201002, India

^cCentre for Nano & Materials Sciences, Jain University, Jain Global Campus, Kanakpura, Ramanagaram, Bangalore, 562112 Karnataka, India.

E-mail: m.dibyendu@jainuniversity.ac.in, dmtapu@gmail.com

[†]Present address: Institute of Plant Genetics of the Polish Academy of Sciences, Strzeszyńska 34, 60479, Poznan, Poland.

Introduction

Environmental researchers have concluded since the 1970s that the overconsumption of minerals and fossil resources will lead to the depletion of non-renewable resources, jeopardising the future.¹ Recent reports suggest that 84% of the global energy is contributed by fossil fuels/resources, where coal contributes 27%, natural gas 24% and oil 3%.² They are the main



Rosy Alphons Sequeira

Rosy Alphons Sequeira received her M.Sc. Degree in Organic Chemistry (2015) from Sardar Patel University, India. She worked as a visiting faculty at Sardar Patel University during 2015–2016. She was awarded the prestigious DST-INSPIRE Fellowship in 2017. She joined Dr Kamallesh Prasad's lab as a PhD student (AcSIR) in Natural Products and Green Chemistry Division at CSIR-Central Salt & Marine Chemicals Research

Institute. Her area of interest is the processing of biopolymers in green solvents such as ionic liquids and deep eutectic solvents. Her current research includes the exploitation of seaweeds for value-added products. She has co-authored 10 research publications.



Dibyendu Mondal

Dr Dibyendu Mondal has been an ERA Chair Holder in the NANOPLANT Project at IPG PAS, Poznan, Poland since September 2021. He received his PhD in Chemical Science from CSIR-CSMCRI, India in 2015. From 2015–2017 he was a Postdoc at CICECO, University of Aveiro, Portugal and then he joined as an Assistant Professor at CNMS, Jain University, India in 2017. His main research areas focus on value addition of bio

resources within the biorefinery concept and green solvent-mediated packaging of biomolecules. He is also fascinated in designing green nanocomposites for task-specific applications such as biocatalysis and water purification, and plant science.

causes for greenhouse gases, environmental pollutants, global warming and oceanic acidification. If alternative resources are not found, then fossil resources will be depleted with time and further pose dangerous consequences due to the increase in atmospheric CO₂. Global climate change and the extensive depletion of fossil resources due to the increasing population emphasise the need to develop a bioeconomy based on carbon neutral resources that are renewable and sustainable.

Biorefineries aim to increase the value of the end product after full utilisation and processing of biomass with zero effluent discharge. They facilitate the production of biobased products using low energy, few chemicals and minimal waste generation, providing green options through decarbonization pathways. They are competitive compared to the traditional fossil-based refinery products.^{3,4} In the context of future industrial revolution, environmental and economical sustainability will be considered, while adopting new technologies in biorefinery concepts. This will facilitate the processing of alternative feedstock such as organic and biomass waste, employing biological and chemical unit operations to provide a plethora of commercial products (fuels, chemicals and functional materials).⁵⁻⁷ A shift towards biorefineries will reduce the production of CO₂ emissions,⁸⁻¹⁰ thereby developing an appropriate strategy for valorising waste biomass (agriculture, aquaculture, forestry, poultry, fisheries, *etc.*), and lead to new socio-economic developments, ensuring carbon neutrality.^{3,11,12} The classification of biorefineries is based on the source of the feedstock employed (biomass source, waste source, *etc.*), the

biocatalyst used (fungi, algae, yeast, bacteria, *etc.*), the technology used (photosynthesis, thermochemical, catalysis, methanogenesis, fermentation, acidogenesis, *etc.*), targeted products, and generation (first, second, third and fourth).³

Several challenges exist with current biorefineries for their implementation in the prevalent scenario (fossil based) such as the availability of feedstock, demand and supply for market requirements, competitive composition, recovery and recycle of resources, and techno-economic feasibility. Furthermore, the commercialisation of biorefinery processes faces several impediments such as the collection of feedstock (from cultivation, production, harvest and storage), cost of raw materials, processing, pre-treatment, valorisation, use of land, infrastructure, logistics, food security, state of the art in research, capital expenditure, development charges, quantity, quality, market price of products and existing biorefining technologies together with other ecological, technical, economical and societal challenges.¹²

However, notable success has been achieved in valorisation of land-based resources such as starch, vegetable oils, and woody biomass for the production of oils, fuels, and chemicals. Woody biomass mainly consists of hemicellulose, cellulose and lignin, which are processed in a biorefinery to achieve their separation and conversion into high-value commercial products.^{13,14} The biorefinery concept achieved a milestone with the establishment of the first cellulosic bioethanol plant by DuPont, Nevada in November, 2015 with 30 million gallons produced per annum.¹⁵

Similar concepts could be anticipated for the valorisation of oceanic-based feedstocks for the production of value-added chemicals and products. However, research in this area is limited and a huge amount of oceanic biomass still remains unexplored. The use of marine biomass for biorefineries will be a huge paradigm shift from the conventional land-based resources. Specifically, 71% of the Earth's surface is covered by water, which accounts for inexhaustible, vast, valuable and untouched natural resources. "Blue biorefinery" refers to the production of renewable chemicals, fuels and functional materials utilising biomass from oceanic sources such as macroalgae, sea animals, seaweed, fish, molluscs, and crustaceans.¹⁶ However, the huge potential of oceans to provide renewable sources of organic carbon, nitrogen, hydrogen and other elements as starting materials for fuels, chemicals and materials is still underrated.

The benefits of blue biorefinery over the conventional land-based biorefinery is that the majority of sea plants and fishery waste are not consumed as food, and hence it does not face ethical issues such as compromised food supply due to the production of fuels, chemicals and materials from these sources.¹⁶ Further, the progress in blue biorefineries will help reduce the land area constraints, which is a prominent issue in some countries. Due to climate change and the ever-increasing population, agricultural land is already under pressure to fulfil the high demands of food supply. Accordingly, the population will not have to rely only on land-based biomass for renewable sources if ocean-based feedstocks also contribute to



Kamalesh Prasad

Dr Kamalesh Prasad is a Senior Principal Scientist and Divisional Head in the Natural Products and Green Chemistry Division of Central Salt & Marine Chemicals Research Institute and Professor at the Academy of Scientific and Innovative Research (AcSIR), Ghaziabad, India. He has published over 115 peer-reviewed articles, 7 book chapters and been granted more than 20 patents. He is a recipient of

several national and international awards/recognitions such as the CSIR Young Scientist Award, Raman Research Fellowship, Distinguished Lectureship Award by Japan Chemical Society, CSIR Award for S & T for Rural Development, Department of Biotechnology Product Commercialization Award 2020, Visiting Professorship-INSA, Lyon France, INOUE Post-doctoral Fellowship, Japan and Fellow of The Royal Society of Chemistry, UK. He has successfully transferred 18 technology know-how to different Indian industries. His current research interests are bio-mass processing using new solvent systems, polysaccharides and their modification and natural product chemistry.



Fig. 1 Valuable products obtained from marine resources such as algae, seaweed, fishes, and crustaceans.

renewable sources. Further, the ocean-based feedstocks have certain benefits over land-based resources such as need for less infrastructure, fast growth rate of biomass, less demanding growth conditions and rich bioactive compounds that are barely explored thus far.¹⁷

Green chemical technologies are being employed for the fabrication of useful products by exploiting biomass obtained from the ocean. Efforts in this direction and the rise in the utilisation of oceanic biomass for the production of marketable products that are competitive to petro-based products can help in reducing the land space crisis. Fig. 1 shows the valuable products obtained from oceanic resources. This review highlights the achievements and opportunities for the utilisation of oceanic biomass for the production of valuable products, meeting the market demands, while maintaining environmental sustainability.

Renewable resources from the ocean

The top priorities in today's world are sustainability and renewability, where the bioeconomy is emerging as a new economic concept that outshines the traditional fossil-based models. It is automated with advanced innovations in biotechnology, ensuring resource-efficient processes, minimising waste, exploiting available resources for longer durations and adapting circular economic business models. This helps to strengthen the bridges that connect science, industry and society, further encouraging a better balance among socio-economic, geopolitical and environmental issues. The bioeconomy utilises renewable biological resources from the terrestrial and aquatic ecosystems (crops, forests, and marine biore-

sources) and the term "blue bioeconomy" is generalised, where the origin, source, methods/processes and final end product are related to the aquatic ecosystem.^{18,19} Specifically, it is focused on the sustainable utilization of the ocean and its species to enhance and improve economic activities, while preserving them for future generations. The present and future global challenges can be addressed by the ocean as it has the potential to significantly contribute to the global economy through eco-sustainable technologies.

With the commencement of biotechnology in algal research, cultivation of seaweeds and preservation of seaweed forests, eelgrass meadows are being employed, which enhance the sequestration of blue carbon from the atmosphere and oceans, further supporting biodiversity and providing key ecosystem services.²⁰ Marine resources have plenty of valuable components such as pigments (phycoerythrin (phycoerythrobilin chromophore), phycocyanin (phycocyanobilin chromophore), allophycocyanin, chlorophyll, fucoxanthin, astaxanthin, *etc.*), polysaccharides (alginic acid, carrageenan, fucoidan, ulvan, chitin, cellulose, agar, *etc.*), and proteins. The chemical structures of some pigments and polysaccharides are shown in Fig. 2 and 3, respectively.

Several cosmeceuticals, pharmaceuticals, nutraceuticals, *etc.* that help in promoting the well-being and health of humans are produced using natural compounds obtained from marine sources.²¹ Marine-inspired biomaterials and medicines have found their place in the market (*e.g.*, antimicrobial, antifungal, antibacterial, anticancer, and analgesic agents) and several marine molecules are getting validation in drug-discovery research.²¹

Seaweed farming is now prevalent in around 50 countries globally, including Japan, China, Indonesia, Philippines, and

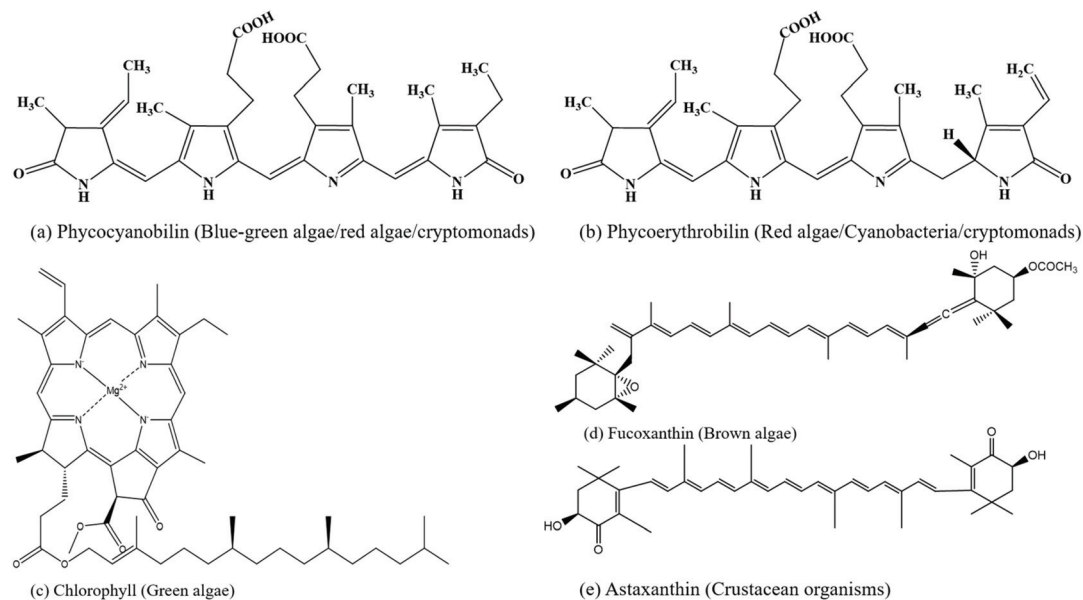


Fig. 2 Chemical structures of pigments. (a) Phycocyanobilin chromophore found in phycocyanin obtained from blue-green algae, (b) phycoerythrobilin chromophore found in phycoerythrin obtained from red algae, (c) chlorophyll from green algae, (d) fucoxanthin from brown algae and (e) astaxanthin from crustacean organisms.

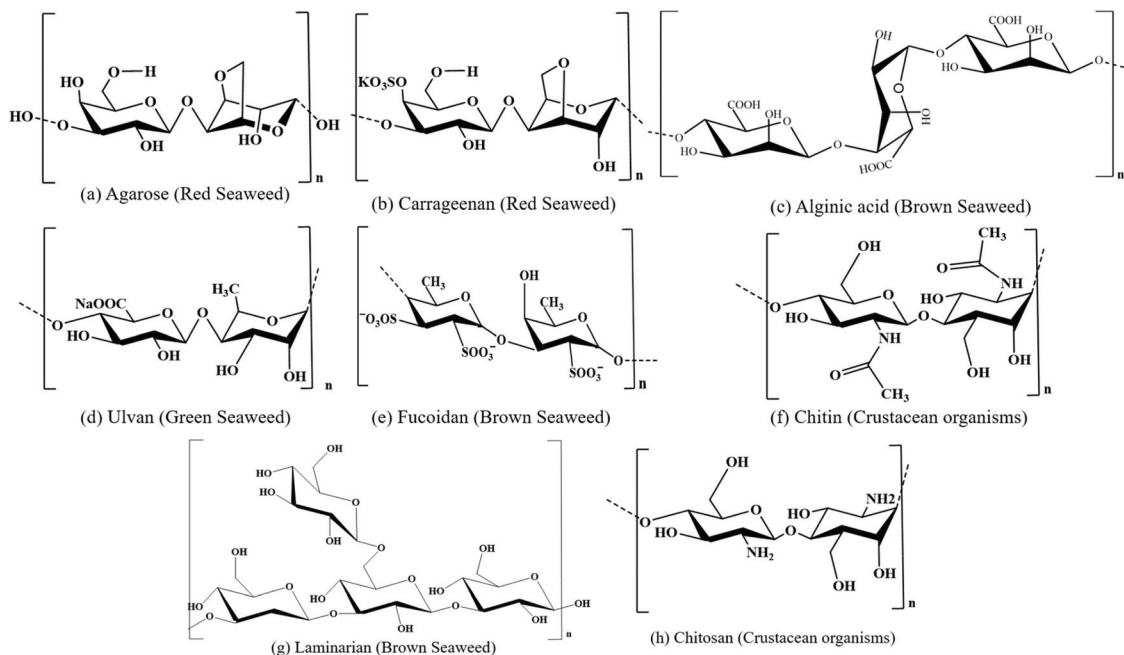


Fig. 3 Chemical structures of polysaccharides obtained from marine resources. (a) Agarose obtained from red seaweed, (b) carrageenan obtained from red seaweed, (c) alginate from brown seaweed, (d) ulvan from green seaweed, (e) fucoidan from brown seaweed, (f) chitin from crustacean organisms, (g) laminarin from brown seaweed and (h) chitosan from crustacean organisms.

Korea.²² The major contribution of aquatic plant production comes from Indonesia, which increased from 6.7% in 2005 to 36.9% in 2014. Around 28.5 million tons of seaweeds is harvested for a number of purposes including human consumption. The global algal market was estimated to be \$10–\$12 billion in 2004.²³ The annual global value for algal hydrocol-

loids such as alginate, carrageenan and agar is estimated to be \$213 million, \$240 million and \$132 million, respectively. Antioxidants such as β -carotene produced from microalgae had a sale value of \$392 million in 2010. The food color market in North America is expected to grow at a rate of 7.1% to reach at \$441.4 million by 2020.²⁴ Biotechnological research

is being pursued in many developed and developing countries to switch to alternative energy generators such as biodiesel, bioethanol and biogas, which can be produced by marine feedstocks. These developments are expected to be commercialised by 2025.²⁵ According to the report published in Grand View Research, Inc., the global market for algae biofuel is expected to reach 10.73 billion USD by 2025 with 8% CAGR, where the yield of algal biofuel is much higher (2–20 times) than that obtained from corn feedstock biofuel. Algal biofuel is expected to replace the existing fuels given that its demand will increase by 70% in 2025. The major players interested in this area are Reliance Life Sciences, Solazyme Inc., Algenol, Origin Oils Inc., Sapphire Energy, Proviron, Genifuels, Culture Biosystems, Solix Biofuels, Blue Marble Production, and Algae Production Systems.²⁶ The hydrolysis of algal polysaccharides leads to the production of simple sugars, which are consumed by natural microbes and produce ethanol.²⁷ Biofuel production mainly depends on different seaweeds such as *Laminaria japonica*, *Ulva lactuca*, *Ulva pertusa*, *Sargassum fulvellum*, and *Gelidium amansii*. Yeast of marine origin is also exploited for the production of bioethanol, pharmaceuticals and enzymes. Edible oils cannot be considered for the production of biofuels given that this may hinder the global food demand and supply. Hence, oils from waste or non-edible oils can make marine resources more attractive for large-scale production at cheaper rates.^{28,29} The enzyme market is also gaining interest with a CAGR of 5.7% from 2018 to 2024. Currently, researchers are focused on the isolation of enzymes exhibiting distinct activities from various marine microorganisms.³⁰ Several marine enzymes such as tyrosinases, proteases, xylanases, peroxidases, agarases, amylases, and lipases are used for water treatment and in the nutraceutical/pharmaceutical sectors.³¹ *Aspergillus*, *Penicillium*, *Rhizopus*, *Clostridium*, *Vibrio fluvialis*, *Vibrio mimicus*, *Bacillus*, etc. help in degrading marine polysaccharides such as chitin and chitosan.³² In addition to microbes, marine invertebrates and marine algae also have potential for the large-scale production of marine enzymes in industry. Proper identification, isolation, characterization and functionalisation of marine enzymes are essential to increase the market value of the end products.³³ The functional food market will reach a CAGR of 7% by 2022 and marine organisms such as algae, fungi, bacteria, fish, sponges, molluscs, and crustaceans are a rich source of secondary metabolites and bioactive components.³⁴ Functional foods include polysaccharides, pigments, minerals, vitamins, proteins, lipids and phenolic compounds, which have bioactivities such as antibacterial, anticoagulant, antiviral, anti-inflammatory, anti-obesity and anticancer activities. Marine algae and fish oils are good sources of poly-saturated fatty acids, which contribute in increasing the nutritional value of food products.³⁵ Chitin and chitosan derived from crabs, shells, shrimp, cuttlefish, prawns, etc. have antibacterial and antiadipogenic activities.³⁶ The exopolysaccharides and enzymes acquired from extremophiles present in deep oceans also have multiple applications.³⁷ The nutraceutical market will reach up to 561.38 billion USD by 2023 at a CAGR of 6.8% from 2018 to 2023.

These supplements can be given in the form of capsules, gels, powders, tablets and liquids based on their applications such as nutrition boosters (prebiotic and probiotic), herbals, phytochemicals, and dietary supplements. Several antimicrobial, antibacterial, antiviral, antiparasitic, anti-inflammatory, and analgesic drugs are obtained from marine resources, which can be further explored in the nutraceutical industry.^{38–40} The cosmetics market is recognized as a multibillion dollar industry, which will grow at a CAGR of 3.4% from 2019–2023. This industry is constantly working on developing beauty products derived from natural sources given that consumers demand natural, organic, environment friendly and ethical products that do not compromise their health. Several compounds extracted from marine organisms are utilized as excipients and additives in the cosmetics industry, which exhibit activities that provide photoprotection and moisturisation to the skin, prevent skin aging and enhance skin fairness.^{41,42} Nano-based technologies help increase the bioavailability, solubility, activity and efficiency of hydrophobic drugs. The applications are based on the surface, charge, functionality and size of the nanoformulation. Nanoparticles from marine origin are used in agricultural biotechnology for the production of fertilizers, insecticides, herbicides, pesticides, etc. Various drugs are designed using marine nanotechnology, where matter is manipulated the atomic or supramolecular level to inhibit diseases.⁴³ The degradation of pollutants and contaminants is carried out by the action of cultured microorganisms, which is termed “bioremediation”. It is classified based on the microorganism, i.e., phycoremediation (algae), phytoremediation (plant) and mycoremediation (fungi). Recently, marine microorganisms have been studied for their tendency to remove heavy metal ions such as cadmium, chromium, lead, zinc and mercury.^{44–48} Sea lettuce (*U. Lactuca*) showed great efficiency in treating water effluents containing inorganic wastes.⁴⁹ Globally, sites that are contaminated with hydrocarbons are treated by microbial remediation, which is a promising solution. The ocean is prone pollution from petroleum hydrocarbons, causing harm to the fragile and biodiversity-rich marine habitat. Due to their diverse resistance and degradation mechanisms, marine organisms have a potential for bioremediation. The tendency of nutrient assimilation by marine algae make them suitable for the production of biofuel and wastewater remediation.⁴⁹

The ocean is a vast source of highly diverse and abundant species, which can provide valuable chemicals and drugs. With the successful development of efficient products, there is the possibility of the overexploitation of resources, which can harm the biodiversity.⁵⁰ Hence, the judicious and sustainable use of marine resources is very important. The mass production of various valuable compounds can be achieved through various cultivation methods without compromising the marine ecosystem. Several desired metabolites can be synthesized in an industrial setup by genetic engineering based on the information on novel and potential genes present in marine microbes. Different types of cultivation methods can be employed for the rapid multiplication of marine organisms,

including photobioreactors, raceway ponds, fermenters and open ponds. The blue biorefinery is an ecologically efficient and sustainable concept, which utilises complete biomass for the production of multiple metabolites.

Neoteric solvent systems: promising sustainable solvents for the biorefinery concept

With the development of new technologies and advanced valuable products, new challenges need to be addressed. The blue biorefinery focuses on the development of products utilising natural marine resources especially sensitive biomolecules. However, care must be taken while handling these molecules given that they tend to degrade quickly and lose their structural and functional activities under harsh processing conditions. Solvents play an important role in the processing of biomolecules and must provide good solubility, while maintaining their native properties.^{51,52} Due to the rigid and complex structures of biomolecules, they are poorly soluble in conventional solvents, and thus proper screening of suitable solvents is necessary to provide stability. These molecules are temperature sensitive, light sensitive and pH sensitive, and thus their processing conditions need to be optimized accordingly. The organic solvents that are used exhaustively are hazardous, volatile, toxic and highly inflammable and produce huge amounts of volatile organic solvents (VOCs), questioning their environmental favourability.⁵¹ In considering the biorefinery concept, it is essential to focus on the sustainability aspect, which provides safety to workers and process/end-product safety. This demonstrates the need for mild, eco-friendly and green solvents that can conveniently process highly sensitive biomolecules, providing them with high stability and further providing solutions to pollution, energy consumption and environmental deterioration.⁵³ Research attempts are now targeted towards the smart choice of solvents to develop advanced green technologies that can meet techno-economic demands, thus providing environmental stability. Researchers are focused on the judicious use of solvents to develop green technologies for the processing of biomolecules, which will match the techno-economic needs. To address this, solvents are ranked based on their environmental, safety, and health characteristics (ESH) by firms such as Pfizer, GSK, AstraZeneca, ACS Chemistry Institute Pharmaceutical Roundtable (GCI-PR) and Sanofi. This ranking is based on green chemistry metrics, which is a promising approach towards the development of novel sustainable technologies.⁵⁴ Green solvents such as ionic liquids (ILs), deep eutectic solvents (DESSs), super critical CO₂ and solvents derived from natural resources (biomass derived) are finding use as “future solvents”.⁵⁵ These types of new solvents were termed “neoteric solvents” by K. Seddon in 1996.⁵⁶ These solvents have distinguished and unique properties such as thermal stability, low vapor pressure, low toxicity, non-volatility, air and water stability, recyclability and good solvent recovery, making them interesting for the processing industry and preparation of functional materials.^{51,57–64} The properties of neoteric solvents are attributed to their individual constituents, which can be tuned

according to the process requirements. The solvent behavior needs to be understood at the molecular level, which can help to solve various process challenges.^{65–68}

ILs are defined as compounds composed entirely of ions and are in liquid state under 100 °C. They are regarded as designer solvents given that their physical attributes can be regulated by the combination of different sets of anions and cations, and hence they are also termed “task-specific” ILs.^{69,70} These systems have found extensive applications in the field of biotechnology as solvents, adjuvants, co-solvents, co-surfactants and reagents for biotransformation, biocatalysis, protein and DNA preservation and stabilization.^{71–74} Biopolymers show good solubility without self-aggregation, increased lifetime and stability in ILs, and their further recovery is also feasible using anti-solvents, filtration and centrifugation. The recovery rates for the products and ILs used in bioprocessing are high and these solvents also provide media for the refolding and crystallization of proteins.⁷⁴ Several processes require the immobilization of biomolecules to maintain their secondary structures, and accordingly ILs, due to their high viscous nature, provide this type of medium.

Another type of neoteric solvent is deep eutectic solvents (DESSs), which are defined as eutectic mixtures of Lewis or Brønsted acids and bases.⁷⁵ They are composed of hydrogen bond donors (HBDs) and hydrogen bond acceptors (HBAs). The HBDs are amines, amino acids, alcohols, sugars and carboxylic acids, whereas quaternary ammonium salts act as the HBAs. The first DES was reported in 2003 by Abbot *et al.* in 2003, which was comprised of urea with a melting point of 133 °C and choline chloride having a melting point of 302 °C. The resulting eutectic mixture was liquid at room temperature with a melting point of 12 °C, which had a much-reduced melting point compared to the starting materials. The formation of a DES was attributed to the hydrogen bonding and van der Waals forces between the HBDs and HBAs.⁷⁶ HBAs can shield the charges on certain HBDs, and hence a DES is formed, which has similar properties to that of ILs and are considered to be their analogs or fourth-generation ILs. Due to their simpler preparation methods and cheaper starting materials, DES are considered to be more cost effective compared to ILs. Nowadays, DES are prepared from starting components of natural origin, making them non-toxic, sustainable, economical and environmentally viable.^{77–79} These solvents exhibit huge depression in freezing points and are also recently considered for human consumption when they are composed of choline and sugars, making them potential candidates for application in the biomedical field. Most DESSs have a melting point less than 150 °C, but those with a melting point less than 50 °C are desirable given that the processing conditions will be comparatively safe and cheap. The DESSs with higher melting points require elevated temperatures given that they tend to solidify at room temperature, limiting their applications as green solvents.^{77,79}

The concept of natural deep eutectic solvents (NaDESSs) was introduced for the first time in 2011 by Choi *et al.*, where DESSs were synthesized using natural components such as choline,

sugars, amino acids, and urea.⁸⁰ These solvents, due to their natural origin, are biodegradable, biocompatible, pharmaceutically acceptable, non-toxic and also exhibit a spectrum of polarity, low melting temperatures, minimal vapor pressure and high solubility towards biopolymers such as cellulose, amino acids, DNA, and proteins.⁸¹

Several solvents can also be obtained from biomass through fermentation, esterification or enzymatic processes, and these green solvents are termed “biomass-derived solvents”. They include furfural, lactic acids, levulinic acid, fatty acid esters, hydroxymethylfurfural and their esters, glycols, terpenes alcohols of low molecular weight and glycerol derivatives.⁸² These solvents derived from renewable resources present a wide spectrum of applications for example levulinic acid and its derivatives are used as adjuncts for flavours, antimicrobials, gasoline, fragrance, *etc.*^{83,84} Lactates are used for the synthesis of plastic and pharmaceutical.⁸⁵ Glycerol is applied in the pharmaceutical, nutraceutical, cosmetics, and food industries and source of designer solvents such as DES/ILs.⁸⁶ Furfural is used in production of polymers, pharmaceuticals and fuels.⁸⁷ NADESs prepared from glycol, glycerol, choline chloride, alcohols, lipids, sugars, *etc.* are used as extraction, reaction or chromatographic media for biomedical applications.⁸⁸ They are also exploited as nontoxic cryoprotective agents.⁸⁹ These biomass-derived solvents also follow the green metrics and exhibit properties expected from green solvents such as biodegradability, recyclability, high boiling point, low vapour pressure, high dissolution capacity, no toxicity to human health and the environment, and low cost given that they are derived from natural renewable sources. However, a complete evaluation of their chemical, physical, toxicological and safety properties is necessary to evaluate their green nature.⁹⁰

A new type of solvent system also includes supercritical fluids such as CO₂, which are sustainable for the Earth's atmosphere given that they contribute to “clean technologies”, where no secondary products are generated.⁹¹ A supercritical fluid is a single phase that occurs when held above its critical temperature and pressure. Among them, supercritical CO₂ (SC-CO₂) is of major interest because of its moderate critical temperature (31.1 °C) and pressure (73.8 bar). It has found applications in material processing as a solvent, solute, anti-solvent and reaction medium.⁹² Carbon dioxide is inexpensive, inert, non-flammable, non-toxic and easily available in large quantities as an industrial by-product. Hence, SC-CO₂ has found interest as an environmental benign solvent that can avoid the use of VOCs such as benzene, chlorofluorocarbons (CFCs), and CCl₄ used as conventional solvents. The CO₂ used can be recycled and the process is energy efficient.⁹³ This solvent system is generally recognized as a safe (GRAS) solvent, and hence food-grade products obtained using it are safe for human consumption.⁹⁴ Furthermore, global issues such as greenhouse gas emissions and global warming can be addressed by supercritical CO₂ (SC-CO₂) processing plants, which can trap CO₂ and create new potential applications, avoiding its release in the environment.⁹⁵

Currently, neoteric solvents are extensively used in materials science, as is evident from the increasing number of publications in this field. As mentioned earlier, the extraction of biomolecules from natural resources is a difficult task and utmost consideration must be given to parameters such as temperature, light, solid liquid ratio (SLR), pH, extraction time, solvent-biomass agitation and concentration of solvent.⁹⁶ Accordingly, due to the tuneable properties of neoteric solvent systems, they can maintain the required parameters from the initial steps such as cell lysis to facilitate high dissolution, maintaining pH through self-buffering ability, to the final step of enhanced product recovery.

They have been proven as potential processing media for the processing of polysaccharides, proteins, pigments, nucleic acids, lipids, antibiotics, alkaloids, amino acids, *etc.* without compromising their functionality and activity.^{51,52,57–61,63,64,68} Neoteric solvent systems act as partitioning media and provide solutions to deal with challenges such as the isolation of bioactive molecules from aqueous media. Considering industrial processes, it is critical that the products are isolated with high purity and are cheap given that 40–50% of the total production expenses depend on the separation techniques. It is difficult to detect the trace amounts of hydrophilic bioactive compounds that are present in biological systems using the conventional analytical methods, and hence neoteric solvents are emerging as a new platform to deal with this problem.⁹⁷ These solvent systems are now being considered as promising media for extraction, functionalization and as additives in the therapeutic industry to meet analytical demands.^{98–102} Fig. 4 highlights the different types of neoteric solvents and their promising applications.

As mentioned earlier, the advantages of green solvents make them promising alternative solvent systems for the efficient processing of marine renewable resources to facilitate biorefineries. Innovative technologies can be incorporated with new solvent systems to enable the production of value-added bio-products, co-products and biofuels with minimum waste generation. They may further reduce unit operations, facilitating robust and safe controlled processes.

Neoteric solvents have gained recognition as topic of interest among green chemists globally due to their distinguished properties and plethora of applications. However, it must be noted that all neoteric solvents cannot be generalized as green. Besides the merits of these types of solvent systems, they have several drawbacks that also need to be addressed. Recently, Mu *et al.* proposed 13 different strategies to tackle the problems associated with ILs and DESs to provide a new viewpoint on the greenness of these solvents, making them feasible for industrial applications.¹⁰³ Similarly, supercritical fluids have benefits such as they facilitate high diffusivity, providing faster extraction and also protection against degradation for labile molecules due to their lower operating temperatures. However, the main limitation of the expensive investment for equipment setup needs to be considered when applying this technique in biorefineries.¹⁰⁴

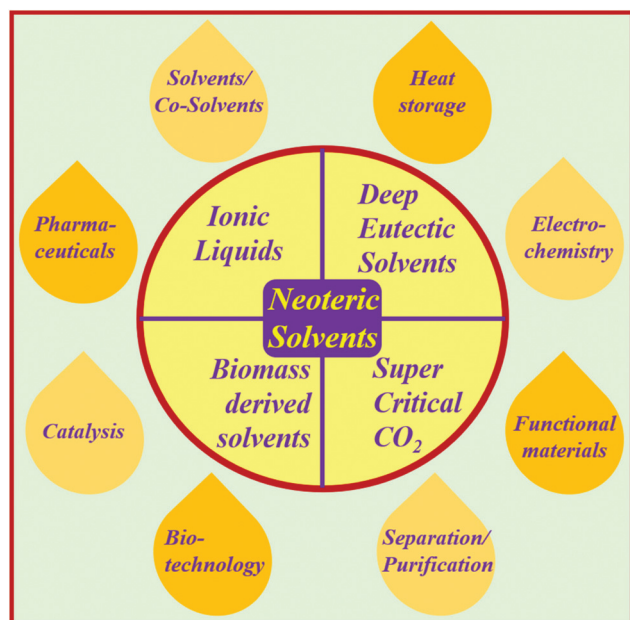


Fig. 4 Types of neoteric solvents and their applications.

Neoteric solvents for value-added products from oceanic biomass using the biorefinery concept

Neoteric solvent-assisted process for chemicals. As mentioned earlier, oceanic biomass is rich in valuable chemicals such as pigments, polysaccharides, nutraceuticals, growth regulators, and proteins. Thus, currently, new types of solvent systems are being considered as alternative media for the extraction of these chemicals from various marine species. The cations, anions, HBAs, and HBDs of these solvents interact with specific target compounds and facilitate the selective

extraction of certain biomolecules from biomass. These solvents either in their native form or as adjuvants increase the extraction efficiency of compounds from biomass.¹⁰⁵ Several approaches are employed for the use of these solvents in the processing of oceanic biomass. The first report considering ILs as potential extractants of biomolecules from seaweed dates back to 2011 by Han *et al.* Imidazolium-based ILs were exploited together with ultrasonication to extract antioxidants from *Laminaria japonica* Aresch, and after optimisation, the best results were obtained with 1-butyl-3-methylimidazoliumtetrafluoroborate ($[\text{C}_4\text{C}_1\text{im}][\text{BF}_4]$) with a recovery rate of 88.3%. The results were better in comparison to the conventional extraction process with water and methanol.¹⁰⁶ Considering the better extraction efficiency of this ionic liquid, it was further utilized for the obtain antioxidants (gallic, protocatechuic, caffeic, *p*-hydroxybenzoic and chlorogenic acids) *via* subcritical water extraction of *Saccharina japonica*. The IL-assisted subcritical water extraction enhanced the product yield and the antioxidant properties compared with the conventional methods.¹⁰⁷ The same species of seaweed was exploited for the extraction of polysaccharides using DES assisted with subcritical water extraction. Consequently, 28.12% alginate and 14.93% fucoidan were extracted, which also exhibited antioxidant activity.¹⁰⁸

Polysaccharides are interesting biomolecules present in seaweeds. Agarose present in red algae was extracted using 1-ethyl-3-methylimidazolium acetate ($[\text{C}_2\text{C}_1\text{im}][\text{C}_1\text{CO}_2]$) with the assistance of microwaves. Agarose with high purity was precipitated using methanol as an antisolvent.¹⁰⁹ In 2015, Sharma *et al.* explored some choline-based bio-ionic liquids for the selective precipitation of agarose from a hot seaweed extract of the red seaweed *Gracilaria dura* under ambient reaction conditions, as shown in Fig. 5A. Among the studied ionic liquids, choline laurate exhibited the best result with 14% w/w yield of

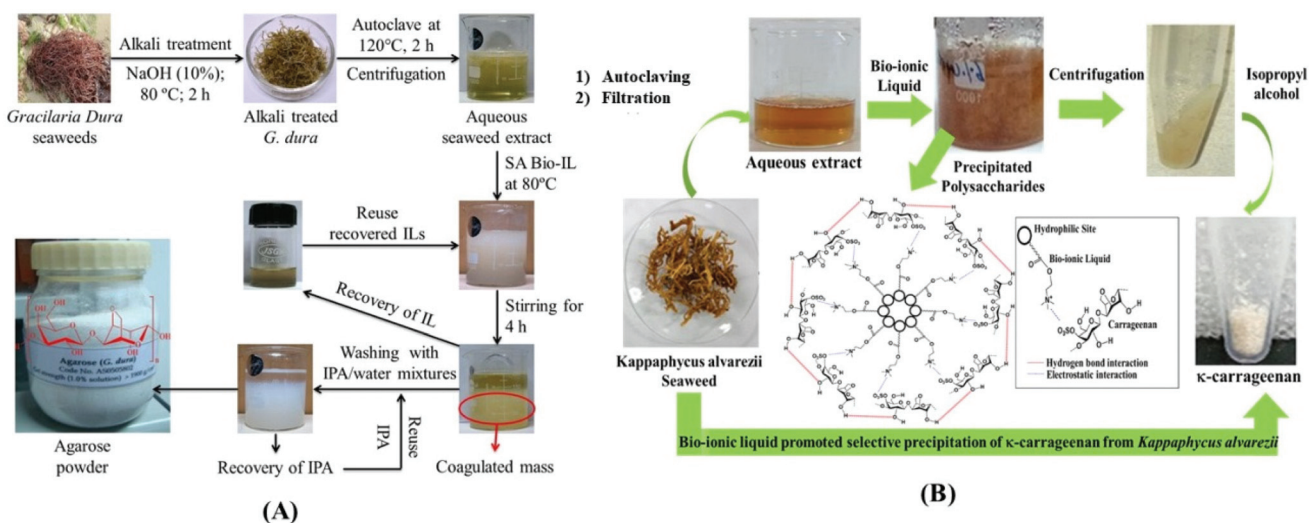


Fig. 5 (A) Selective precipitation of agarose using bio-ionic liquid (reproduced from ref. 110 with permission from The Royal Society of Chemistry). (B) Bio-ionic liquid-promoted selective precipitation from seaweed extracts (reproduced from ref. 61 with permission from Elsevier).

agarose with properties required for molecular biological applications and gel electrophoresis. All the ILs were also studied for their recyclability and could be recycled for three consecutive batches of agarose precipitation.¹¹⁰ Fucoïdan and laminarian were extracted by solid-phase extraction (SPE) using packing materials modified by DES and ILs. The best results were evident for choline chloride/urea DES with high extraction efficiencies of 95.5% fucoïdan and 87.6% laminarian from marine kelp. Modification of polymers by DESs and ILs showed better results for SPE and can be utilized for the sample treatment of analytes.¹¹¹ These polysaccharides were also extracted from brown algae by SPE using modified magnetic graphene oxide employing an imidazolium-based IL (1-(3-aminopropyl)imidazole chloride). The extraction efficiency varied with the amount of ILs used for modification, SLR of brown algae, and agitation time. Fucoïdan and laminarian yields of up to 93.3% and 87.2% were achieved, respectively.¹¹² Similarly, κ -carrageenan found in red marine algae from the Solomon Islands was extracted using 1-butyl-3-methylimidazolium acetate ($[\text{C}_4\text{C}_1\text{im}][\text{C}_1\text{CO}_2]$) via subcritical water extraction of algal biomass. A remarkably high purity of polysaccharides was obtained in this novel extraction method compared to the conventional methods.¹¹³ Six cholinium-based bio-ionic liquids were employed for the selective coagulation of κ -carrageenan from *Kappaphycus alvarezii* seaweed extract. The bio-ionic liquid-promoted selective precipitation from the seaweed extracts is shown in Fig. 5B. Among them, choline caproate and choline laurate selectively coagulated the polysaccharide by up to 14.8%. Considering the selective binding of ILs with targeted polysaccharides, they can be a potential alternative for down-stream processing of carrageenophytes.⁶¹

Pure ILs were used for the extraction of the polysaccharides in the above-mentioned cases, but this should be avoided as it may limit the process performances due to the high viscosities of ILs. Specifically, this limits the thermal transfer and agitation, thereby increasing the energy consumption and leading to expensive processing conditions. Hence, IL-based aqueous solutions are gaining interest, where even a small amount of IL enhances the extraction efficacy of a process, which can be more efficient for marine biorefineries. Furthermore, κ -carrageenan from *Kappaphycus alvarezii* was selectively extracted using three different types of DES comprised of cholinium cation with a combination of hydrogen bond donors such as urea, ethylene glycol and glycerol. Also, they were studied in their hydrated form for the extraction of the polysaccharide. The physicochemical and rheological properties of carrageenan obtained using DES as the solvent were the same as that obtained using conventional extraction. The hydrated DES performed better compared with the pure DES, and this can be considered as alternative solvent systems for the facile extraction of polysaccharides directly from seaweed.¹¹⁴

Monosaccharides (D-(β)-galactose and L-($-$)-fucose) and amino acids (DL-tyrosine and DL-valine) were extracted from kelp using air-assisted dispersive liquid-liquid microextraction (AA-DLLME) in the presence of hydrophilic-hydrophobic DESs.¹¹⁵ *Thallus laminariae* (kelp) has high concentrations of

minerals and vitamins and is consumed as a super food. Determination of the nicotinamide quantity in kelp was studied from the extracts obtained under ultrasound-assisted extraction in the presence of ILs, where 98.05% to 99.51% of nicotinamide was recovered in the process.¹¹⁶ NADES were exploited to extract biologically active compounds from the brown algae *Fucus vesiculosus* and *Ascophyllum nodosum*. Polyphenols were extracted exploiting 10 different NADES composed of components such as choline chloride, betaine, lactic acid and glucose with different mole ratios. Hydrated NADES were also studied for the extraction of phlorotannins. The results were comparable with that obtained using the conventional solvents Me_2CO and ethanol.¹¹⁷ Several plant growth hormones such as *trans*-zeatin and indole-3-acetic acid were extracted using imidazolium-based ILs and their cationic and anionic interaction with the targeted molecule was studied. 1-Butyl-3-methylimidazolium hexafluorophosphate ($[\text{C}_4\text{C}_1\text{im}][\text{PF}_6]$) efficiently showed higher yields such as *trans*-zeatin (65%) and indole-3-acetic acid (18%).¹¹⁸

Marine algae rich in pigments were exploited in the presence of IL-based aqueous solutions to recover highly expensive pigments, namely, phycobiliproteins from red marine algae. These are fluorescent pigments that capture light for photosynthesis in red algae. Cholinium-based ILs were successful in extracting phycobiliproteins by more than 46.5% compared to conventional techniques. Multi-products from single biomass are always desirable when considering marine biorefineries. The simultaneous extraction of hydrophobic and hydrophilic biomolecules (chlorophyll and phycobiliproteins) was achieved by Martins *et al.* in 2016 by tuning the properties of ILs (changing their alkyl chain length) without compromising their structural integrity.¹¹⁹ R-Phycocerythrin (R-PE) is a red pigment from the class of phycobiliproteins, which is abundant in *Porphyra yezoensis*. This protein-pigment complex has a high market value and was purified using a choline chloride-urea (ChCl-U) DES-ATPS (deep eutectic solvent aqueous two-phase system) combined with ammonium sulphate precipitation. The purity index obtained was 3.825 with a yield of 69.99% (w/w) and the results illustrated that this study provides a simple and green purification method for drug development using R-PE.¹²⁰

Aqueous solutions of surface-active ILs were explored for the extraction of carotenoids especially targeting the hydrophobic pigment named fucoxanthin, which is mainly found in brown macroalgal species. Pyridinium and ammonium-based tensioactive ILs were compared with the conventional solvent ethanol.¹²¹ An integrated process was developed for the efficient separation and purification of chlorophyll a and xanthophyll found in the cyanobacteria *Spirulina* sp. using ILs and surfactants. Solid-liquid extraction was performed, and the results obtained were compared to that obtained using conventional organic solvents. The aqueous solutions of ammonium-based ILs could extract 25% more chlorophyll a compared with the conventional technique. Chlorophyll a was separated and purified further from xanthophyll using liquid-liquid extraction. Fig. 6 shows a schematic of the integrated

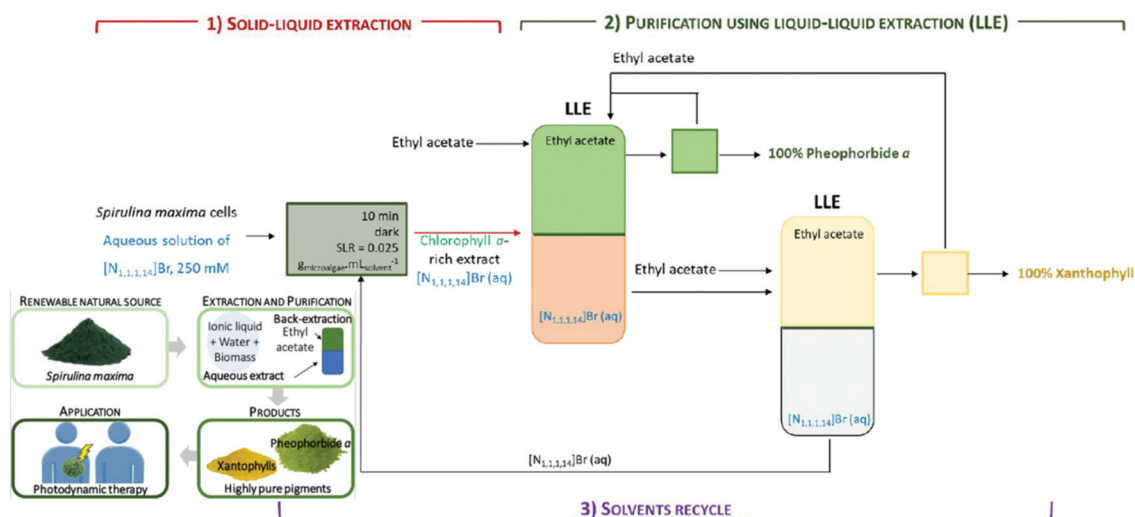


Fig. 6 Schematic of the integrated process for the extraction and purification of chlorophyll a and xanthophylls (reproduced from ref. 122 with permission from the American Chemical Society).

process for the extraction and purification of chlorophyll a and xanthophylls. These bioactive compounds retained their ability to generate oxygen singlets and have potential applications as photosensitizers in photodynamic therapy.¹²²

Chlorophyll was extracted from wild-harvested *Ulva* spp. using aqueous solutions of tensioactive compounds such as ILs and surfactants. The operational conditions of the extraction process were optimized and the product obtained was 5.96 mg g^{-1} of dry algae in the case of extraction in the presence of 250 mM of tributyltetradecylphosphonium chloride ([P_{4,4,4,14}]Cl). This developed process was cost-effective and could maintain the stability of the final product for up to one month.¹²³ Fucoxanthin and chlorophyll were extracted and purified from the brown macroalga *Saccharina latissimi* (Linnaeus) using IL, oil and water systems. The best results were obtained for the aqueous solution of tensioactive phos-

phonium-based IL at 350 mM and 16% sunflower oil with an SLR of 0.017 g dry biomass per mL solvent. A conceptual diagram of the process for chlorophyll and fucoxanthin recovery from *S. latissima* (Linnaeus) is shown in Fig. 7. The environmental and economic aspects of the procedure were evaluated and the solvents were recycled in the process.¹²⁴

Ammonium-, phosphonium- and imidazolium-based ILs were used for the recovery of proteins (40% (w/w)) from the green seaweed *Ulva lactuca* via solid-liquid extraction. Aqueous biphasic systems and alkaline extraction assisted by mechanical agitation were also employed for efficient extraction. Consequently, 80.6% of the total proteins was recovered by 1-ethyl-3-methylimidazolium dibutyl phosphate ([C₂C₁im][[(C₄)₂PO₄]).¹²⁵ Several organic and inorganic iodine compounds such as diiodo-tyrosine and I-monoiodo-tyrosine have been reported to be extracted from the genus *Laminaria*.

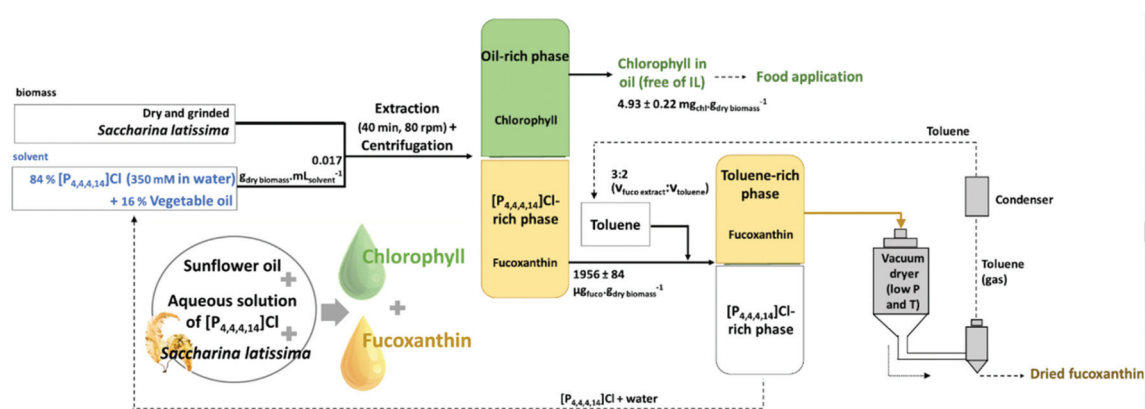


Fig. 7 Conceptual process for the recovery of chlorophyll and fucoxanthin from *S. latissima* (Linnaeus) using sunflower oil and aqueous solution of IL (reproduced from ref. 124 with permission from the American Chemical Society).

These molecules are crucial micronutrients for human and animal health, which are usually extracted using toxic and strong alkaline solvents. In search of alternative solvents, numerous ILs have been screened and employed under ultrasonication to recover these biomolecules. A recovery yield of up to 88% was achieved using the pyridinium-based IL, namely, ethylpyridinium bromide ($[\text{C}_2\text{Py}]\text{Br}$) at pH 6.5 in only 30 min.¹²⁶

A cholinium-based DES, namely, choline chloride–oxalic acid (1 : 2), was studied for the extraction of metals from the macroalgae *Enteromorpha intestinalis*. The biomass was treated under microwave digestion in the presence of the DES and compared with acid digestion (conventional process). Almost similar results were obtained in both cases, but the extraction time was reduced by 100 times in the case of the DES, thereby leading to reduced energy consumption.¹²⁷ Polycyclic aromatic hydrocarbons were also extracted using the same species and the same DES by Helalat-Nezhad *et al.* in 2015. However, better recovery yields with lower temperatures and simpler steps compared to existing methods were achieved.¹²⁸

Studies have revealed that the combination of different mechanical extraction techniques such as microwave,¹⁰⁹ ultrasonication¹²⁶ and subcritical water extraction^{107,113} with neoteric solvent extraction can lead to better extraction efficiency and also enhancement of the antioxidant activity exhibited by phenolic compounds.¹⁰⁷ Pure solvents were employed earlier for biomass processing, but this trend has been decreasing and pure solvents are now being replaced by their respective aqueous solutions, where a small amount of solvent is sufficient for processing.^{107,113,119,121,126} The use of aqueous solutions of solvents can facilitate better biomass agitation with lower viscosity and provide higher product yields, while maintaining economic and environmental aspects.^{105,129} It is beneficial to always reduce and recover the solvents during processing, but there are still many gaps considering the reuse/recycle of solvents. Trivedi *et al.* and Sharma *et al.* reported the reuse of the solvent for up to four cycles without compromising the yield and product in the extraction of agarose.^{109,110} Fig. 8 shows a general scheme of the extraction and purification of renewable chemicals/products from oceanic biomass. Table 1 present a summary of the literature work dealing with the extraction of value-added compounds from marine resources using neoteric solvent systems.

Several valuable bioactive compounds have been extracted from algae using supercritical fluids.¹³⁰ Volatile oil from *Dictyopteris membranacea*¹³¹ and *Dilophus ligulatus*,¹³² fatty acids from *Sargassum hemiphyllum*,¹³³ fucosterol from *Lessonia vadose*,¹³⁴ fucoxanthin from *Sargassum muticum*,¹³⁵ fucoidan from *Undaria pinnatifida*,¹³⁶ fatty acids and their esters, phenols, and sterols from *Gloiopeltis tenax*,¹³⁷ fucoidans from *Fucus evanescens*, *Saccharina japonica*, and *Sargassum oligocystum*,¹³⁸ lipids from *Hypnea charoides*,¹³⁹ halogenated monoterpenes from *Plocamium cartilagineum*¹⁴⁰ and separation of *cis-trans* geometrical isomers of β -carotene from *Dunaliella bardawil*.¹⁴¹ Curato *et al.* studied the antifungal activity of crude extracts utilising supercritical CO_2 (SC-CO_2) extraction from two brown seaweeds (*Laminaria digita* and *Undaria pinnatifida*) and three red seaweeds (*Porphyra umbilicalis*, *Euचेuma denticulatum* and *Gelidium pusillum*) against three postharvest pathogens (*Botrytis cinerea*, *Monilinia laxa* and *Penicillium digitatum*). Twenty fatty acids, three polysaccharide (laminarians, fucoidan and alginate) and phlorotannins (fucols, phlorethols, eckols, fuhalsols and fucophlorethols) were quantified from the obtained extracts.¹⁴² Similarly, essential oil was extracted from the brown seaweed *Undaria pinnatifida* using the SC-CO_2 fluid extraction technique. The optimal extraction was observed at 45 °C and 20 MPa, with the extracts showing high anti-inflammatory activity. These studies were consistent with the claims that *Undaria pinnatifida* can be used as a remedy for inflammation-related symptoms.¹⁴³ The antioxidant activity of red seaweed *Gracilaria mammillaris* was examined using the seaweed extracts obtained using SC-CO_2 with ethanol as a co-solvent. The results indicated that red seaweed extract can be a promising antioxidant.¹⁴⁴ The cytotoxicity of the extract from *Posidonia oceanica* and *Zostera marina* leaves obtained by SC-CO_2 extraction was studied. The extracts were rich in active compounds such as phenylpropanoids (chicoric, *p*-coumaric, rosmarinic, benzoic, ferulic and caffeic acids). These extracts proved to be more effective than that from the conventional Soxhlet method, and hence can be utilised as supplements for preventive purposes.¹⁴⁵ Oil from the brown seaweeds *Saccharina japonica* and *Sargassum horneri* was extracted using SC-CO_2 with ethanol as a co-solvent and the results were compared with that from the conventional process. The phenolic content and antioxidant activity of the extracts extracted by

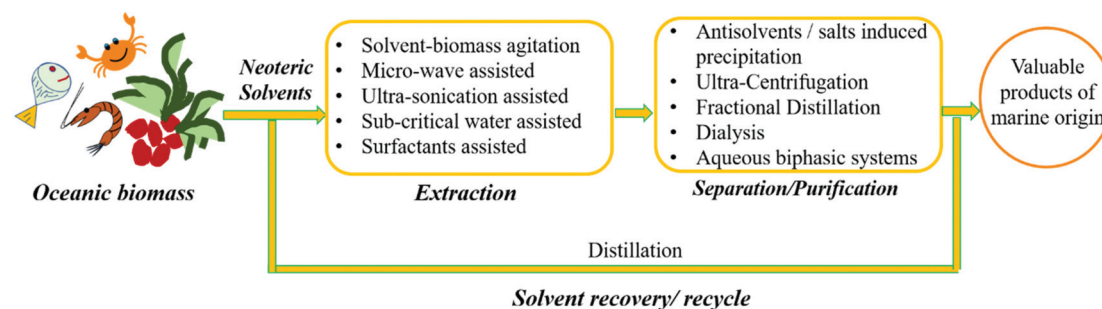


Fig. 8 General scheme for the extraction and purification of renewable chemicals/products from oceanic biomass.

Table 1 Summary of the literature work dealing with the extraction of value-added compounds from marine resources using neoteric solvent systems

Marine resource	Compounds of interest	Solvent used	Operational parameters	Yield	Ref.
<i>Laminaria japonica</i> Aresch	Phenolic compounds	Imidazolium-based ILs	Ultrasonic assisted with [C ₄ C ₁ im][BF ₄], 200 W, 60 min, pH 1.25	88.3% recovery	106
<i>Saccharina japonica</i>	Antioxidants (gallic, protocatechuic, caffeic, <i>p</i> -hydroxybenzoic and chlorogenic acids)	[C ₄ C ₁ im][BF ₄] (0.25–1.00 M in water)	Subcritical water extraction with [C ₄ C ₁ im][BF ₄] at 0.5 M; 175 °C	Gallic, chlorogenic, protocatechuic, <i>p</i> -hydroxybenzoic, and caffeic acids were 7.33-, 154.9-, 572.8-, 54.8-, and 91.8-fold higher than the conventional solvent (water)	107
<i>Saccharina japonica</i>	Polysaccharides (fucoidan and alginate)	Choline chloride-based DES	Subcritical water assisted-DES system at 150 °C, 19.85 bar, 70% water content and S/L ratio of 36.81 mL g ⁻¹	28.12% alginate and 14.93% fucoidan	108
<i>Gracilaria dura</i>	Agarose	[Emim][OAc]; 1-ethyl-3-methylimidazolium diethyl phosphate, 1-ethyl-3-methylimidazolium acetate, [Emim][Dep] and choline acetate [Ch][OAc]	The mixture containing (algae + [Emim][OAc]) was stirred at 2 h at 80/100 °C or MW treatment at 3 s pulse for 2 min	39 wt%	109
<i>Gracilaria dura</i>	Agarose	Choline-based bio-ionic liquids	Alkali-treated extracts treated with choline laurate at 80 °C	14 wt%	110
Marine kelp	Polysaccharides (fucoidan and laminarian)	DES and ILs	Solid-phase extraction (SPE)	95.5% fucoidan and 87.6% laminarian	111
Brown algae	Polysaccharides (fucoidan and laminarian)	Imidazolium-based IL (1-(3-aminopropyl)imidazole chloride)	SPE	93.3% fucoidan and 87.2% laminarian	112
Solomon island red seaweed <i>Kappaphycus alvarezii</i>	κ -Carrageenan	1-Butyl-3-methylimidazolium acetate ([C ₄ C ₁ im][C ₁ CO ₂])	1% 1-butyl-3-methylimidazolium acetate (BMIMAc) at 150 °C/5 MPa with 1 : 80 g mL ⁻¹	78.75 wt%	113
<i>Kappaphycus alvarezii</i>	κ -Carrageenan	Cholinium-based bio-ionic liquids	Choline caproate Choline laurate	14.8 wt%	61
<i>Kappaphycus alvarezii</i>	κ -Carrageenan	Cholinium-based DES with hydrogen bond donors urea, ethylene glycol and glycerol	Powdered seaweed in 10 g DES at 85/95 °C for 1 h	60.25 wt%	114
<i>Kelp</i>	Monosaccharides (<i>D</i> -(p)-galactose, <i>L</i> -(-)-fucose) and amino acids (<i>m</i> -tyrosine, <i>D,L</i> -valine) Nicotinamide	Hydrophilic and hydrophobic DESs	Air-assisted dispersive liquid-liquid microextraction (AA-DLLME)	<i>D</i> -(+)-Galactose, <i>L</i> -(-)-fucose, <i>D,L</i> -tyrosine, and <i>D,L</i> -valine in kelp were 16.7 ± 0.2, 8.6 ± 0.2, 2.6 ± 0.1, and 1.6 ± 0.1 mg g ⁻¹	115
<i>Thalassia laminariae</i> (kelp)		1-ethyl-3-methylimidazolium mesylate, 1-ethyl-2,3-dimethylimidazolium bromide, and 1-propyl-3-methylimidazolium tetraborofluorate	Ultrasound-assisted extraction in the presence of ILs	98.05% to 99.51% recovery	116
Brown algae <i>Fucus vesiculosus</i> and <i>Ascophyllum nodosum</i>	Polyphenols/ Phlorotannins	Natural deep eutectic solvents (NaDES) composed of choline chloride, betaine, lactic acid and glucose	Maceration for 120 min at 50 °C with a 1 : 5 raw-material : extractant ratio	60–72% recovery	117
<i>Kappaphycus alvarezii</i>	Plant hormones indole-3-acetic acid <i>trans</i> -zeatin	Imidazolium-based ILs; [C ₄ C ₁ im][PF ₆], [C ₈ C ₁ im][BF ₄], [C ₄ C ₁ im][NTf ₂]	1-Butyl-3-methylimidazolium hexafluorophosphate ([C ₄ C ₁ im][PF ₆]); Agitation (450 rpm) at 25–50 °C, 5–120 min, SLR 4 : 1	Recovery of <i>trans</i> -zeatin (65%) and indole-3-acetic (18%) acid	118
<i>Gracilaria</i> sp. (fresh and grinded)	Phycobiliproteins	[C ₂ C ₁ im]Cl, [C ₄ C ₁ im]Cl, [C ₆ C ₁ im]Cl, [C ₁₀ C ₁ im]Cl, [C ₁₂ C ₁ im]Cl, [C ₂ C ₁ im][C ₁ CO ₂], [C ₄ C ₁ im][N(CN) ₂], [C ₄ C ₁ im][CF ₃ SO ₃], [C ₄ C ₁ im][C ₁ CO ₂], [C ₄ C ₁ im][C ₁ PO ₄][C ₂ C ₁ im][TOS], [C ₄ C ₁ im][CH ₃ SO ₃], [C ₄ C ₁ im][SCN], [C ₄ C ₁ im][CF ₃ SO ₂] and [C ₂ C ₁ im][C ₁ CO ₂]	Ionic liquid-based extraction 1 M [N ₁ ,1,1,2OH] Cl in McIlvaine buffer (pH 5.9) for 20 min	46.5% recovery of phycobiliproteins, higher than conventional method	119

SC-CO₂ were high in oil, demonstrating that it is a better method for obtaining valuable compounds from brown seaweeds.¹⁴⁶ *Saccharina japonica* was also exploited using SC-CO₂ in the presence of sunflower oil, soyabean oil, canola oil, ethanol and water as co-solvents for the extraction of fucoxanthin, phlorotannin and carotenoids. The sunflower oil-assisted extraction method showed a higher fatty acid content with increased antioxidant activity and oil stability.¹⁴⁷ The response surface methodology was used to understand the effect of pressure and temperature on the SC-CO₂ extraction of natural dye from *Sargassum* sp. The process parameters were found to have significant effects on the extraction yields and the highest yield achieved was 2.7 mg-extract per g-dried sample, which contained bioactive compounds, namely, sterols, pentadecanoic acid, 14-methyl ester, 9-hexadecenoic acid, methyl ester and phytol with antimicrobial properties.¹⁴⁸ Table 2 presents a summary of the value-added compounds from marine resources using supercritical CO₂ extraction.

Algal biomass extraction with SC-CO₂ depends on various operating conditions and the extraction yields vary accordingly. The most influential parameter seems to be pressure, where the higher the pressure, the higher the yields with faster extraction kinetics. The influence of temperature is the opposite to that of pressure. Better results are achieved with a high CO₂/algae mass ratio, and according to the above-mentioned

works, it is evident that algal pre-treatment is highly efficient. Centrifugation results in concentrated algal biomass, which can be dried at low temperatures or by freeze-drying. The dried mass can then be crushed and reports show that the smaller the particle size, the faster the extraction kinetics with higher product yields.¹⁴⁹ Fig. 9 shows the chemical structures of the neoteric solvents used for the bio-processing of marine resources. Fig. 10 shows the chemical structures of the chemicals extracted from marine resources using neoteric solvents.

Neoteric solvent-assisted process for materials. Several materials have been synthesized in the presence of new solvent systems using marine biopolymers and compounds for potential applications. Agar is a biopolymer found in red algae/seaweed and is a mixture of two components such as agarose and agarpectin. Agar solution was blended with biopolymers such as cellulose, rice starch, and zeatin protein in the presence of the IL 1-butyl-3-methylimidazolium chloride and cosolvent dimethyl sulfoxide. This was followed by gelation at low temperatures, and then freeze-drying to form aerogels. The physical parameters such as bulk density, surface morphology, pore size diameter, and melting temperature were studied. This study concluded that agar aerogels can be formed in a mixture of IL and DMSO.¹⁵⁰ Bio-composites with increased mechanical strength were prepared in the presence of an agar and DES-surfactant mixture. A DES composed of choline chlor-

Table 2 Summary of the value-added compounds from marine resources using supercritical CO₂ extraction

Marine resource	Compound of interest	Solvent used	Operational parameters	Ref.
<i>Dictyopteris membranacea</i>	Volatile oil	SC-CO ₂	40 °C; 9.1 MPa	131
<i>Dilophus ligulatus</i>	Volatile oil	SC-CO ₂	35–55 °C; 8.0–25.0 MPa	132
<i>Sargassum hemiphylum</i>	Fatty acids	SC-CO ₂	40–50 °C; 24.1–37.9 MPa	133
<i>Lessonia vadosa</i>	Fucosterol	SC-CO ₂	50 °C; 18.0 MPa	134
<i>Sargassum muticum</i>	Fucoxanthin	SC-CO ₂	55 °C; 40.0 MPa	135
<i>Undaria pinnatifida</i>	Furoidan	SC-CO ₂	40 °C; 40.0 MPa	136
<i>Gloiopeltis tenax</i>	Sesquiterpenes, fatty acids and their esters, phenols and sterols	SC-CO ₂	45 °C; 30.0 MPa	137
<i>Fucus evanescens</i> , <i>Saccharina japonica</i> , <i>Sargassum oligocystum</i>	Furoidans	SC-CO ₂	60 °C; 55.0 MPa	138
<i>Hypnea charoides</i>	Lipids	SC-CO ₂	40–50 °C; 24.1–37.9 MPa	139
<i>Plocamium cartilagineum</i>	Halogenated monoterpenes	SC-CO ₂	40–100 °C; 25.0–40.0 MPa	140
<i>Dunaliella bardawil</i>	Separation of <i>cis-trans</i> geometrical isomers of β-SC-CO ₂ carotene	SC-CO ₂	40 °C; 44.8 MPa	141
<i>Brown seaweeds; Laminaria digita and Undaria pinnatifida</i> Red Seaweeds; <i>Porphyra umbilicalis</i> , <i>Euclima denticulatum</i> and <i>Gelidium pusillum</i>	Fungicides	SC-CO ₂	Pressure = 37.9 MPa, density = 0.701 g mL ⁻¹ , temperature = 50 °C and flow rate = 34 kg h ⁻¹	142
<i>Undaria pinnatifida</i>	Essential oil	SC-CO ₂	45 °C and 20 MPa	143
<i>Gracilaria mammillaris</i>	Antioxidants	SC-CO ₂	30 MPa, 60 °C	144
<i>Posidonia oceanica</i> and <i>Zostera marina</i>	Phenylpropanoids (chicoric, <i>p</i> -coumaric, rosmarinic, benzoic, ferulic and caffeic acids)	SC-CO ₂	250 bar, 80 °C	145
<i>Saccharina japonica</i> and <i>Sargassum horneri</i>	Antioxidant oil	SC-CO ₂	250 bar, 45 °C	146
<i>Saccharina japonica</i>	Fucoxanthin, phlorotannin and carotenoids	SC-CO ₂ and sunflower oil, soyabean oil, canola oil, ethanol and water as co-solvents	200–300 bar, 45–55 °C	147
<i>Sargassum</i> sp.	Natural dye; sterols, pentadecanoic acid, 14-methyl ester, 9-hexadecenoic acid, methyl ester and phytol	SC-CO ₂	4500 psi and 65 °C	148

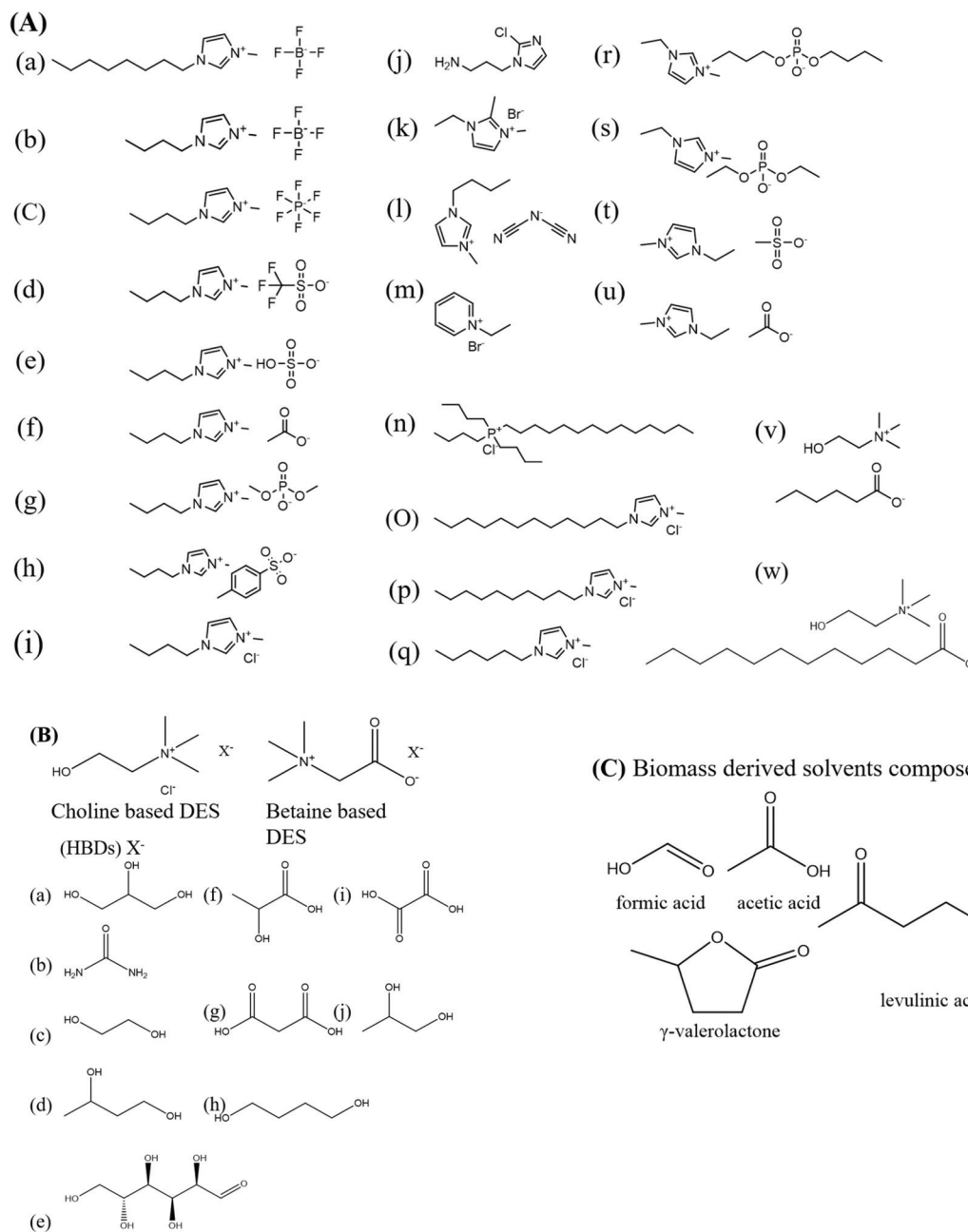


Fig. 9 Chemical structures of (A) ionic liquids; (a) 1-octyl-3-methylimidazolium tetrafluoroborate, (b) 1-butyl-3-methylimidazolium tetrafluoroborate, (c) 1-butyl-3-methylimidazolium hexafluorophosphate, (d) 1-butyl-3-methylimidazolium trifluoromethylsulfonate, (e) 1-butyl-3-methylimidazolium hydrogen sulfate, (f) 1-butyl-3-methylimidazolium acetate, (g) 1-butyl-3-methylimidazolium dimethyl phosphate, (h) 1-butyl-3-methylimidazolium tosylate, (i) 1-butyl-3-methylimidazolium chloride, (j) 1-(3-aminopropyl)imidazole chloride, (k) 1-ethyl-2,3-dimethylimidazolium bromide, (l) 1-butyl-3-methylimidazolium dicyanamide, (m) ethylpyridinium bromide, (n) tributyltetradecylphosphonium chloride, (o) 1-dodecyl-3-methylimidazolium chloride, (p) 1-decyl-3-methylimidazolium chloride, (q) 1-hexyl-3-methylimidazolium chloride, (r) 1-ethyl-3-methylimidazolium dibutyl phosphate, (s) 1-ethyl-3-methylimidazolium diethyl phosphate, (t) 1-ethyl-3-methylimidazolium mesylate, (u) 1-ethyl-3-methylimidazolium acetate, (v) choline caproate and (w) choline laurate. (B) deep eutectic solvents; (a) glycerol, (b) urea, (c) ethylene glycol, (d) 1,3-butanediol, (e) glucose, (f) 2-hydroxypropanoic acid, (g) propanedioic acid, (h) 1,4-butanediol, (i) oxalic acid and (j) 1,2-propanediol and (C) biomass-derived solvents used for the bio-processing of marine resources.

ide and glycerol (1:2) was added with different contents of surfactant (hexadecyltrimethylammonium bromide) and introduced into high density polyethylene/agar bio composites through melt mixing. This showed efficient compatibilization

of HDPE/agar bio composites with DES-surfactant mixtures.¹⁵¹ Agar films were prepared in the presence of choline-based DESs (choline chloride/urea (1:2) and choline chloride/glycerol(1:2)). The biopolymer was pre-solubilised in DES fol-

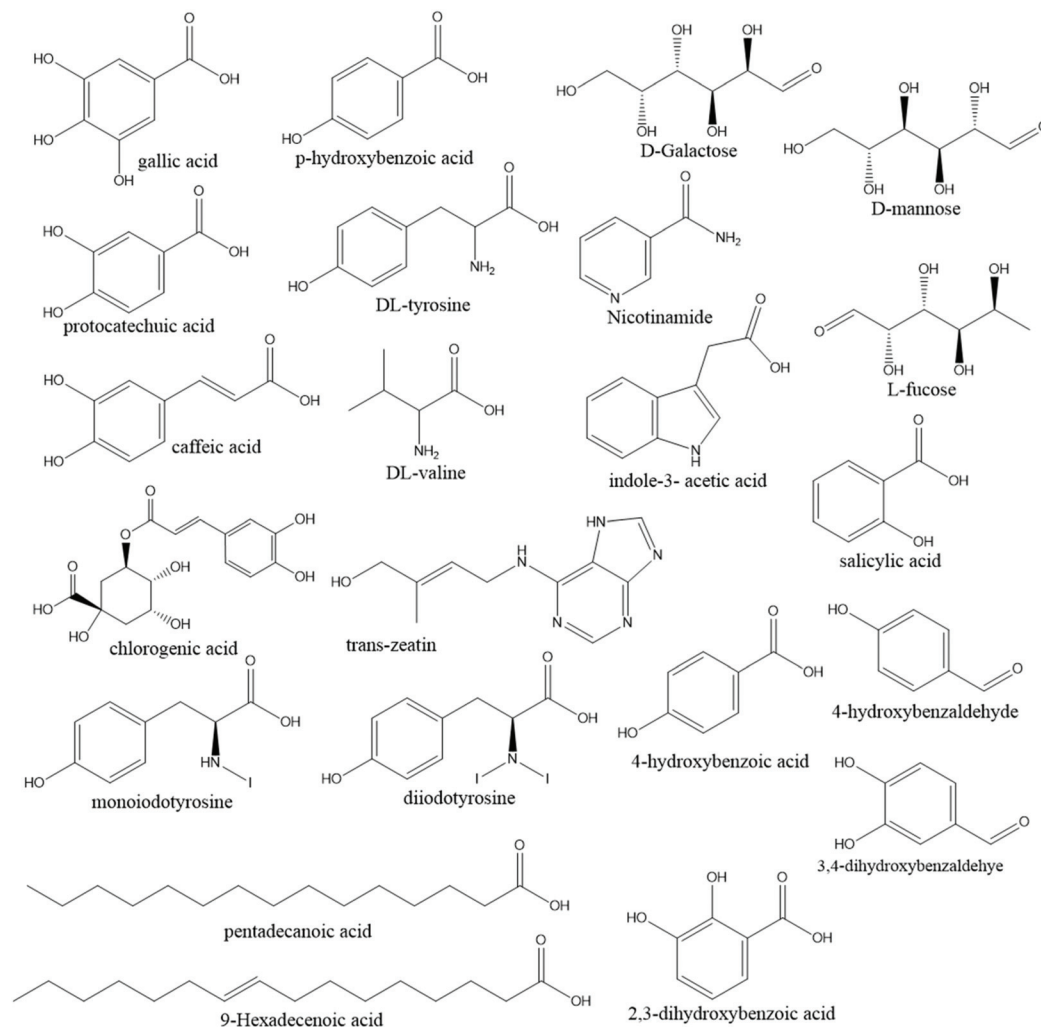


Fig. 10 Chemical structures of the chemicals extracted from marine resources using neoteric solvents.

lowed by compression-molding and subsequent drying. The hydrophilicity of the prepared film increased with a decrease in the concentration of agar. Thus, choline chloride-based DES may be promising tools for the development of materials based on seaweed polysaccharides.¹⁵² An ionic liquid, namely, 1-butyl-3-methylimidazolium chloride [C₄mim][Cl], was used for the dissolution of agarose and chitosan to form composite materials. These materials were decorated with silver oxide nanoparticles to form nanocomposites. The biopolymer acted as a reducing and stabilizing agent, and upon cooling the solution, nanocomposite ionogels with high mechanical strength were formed. The characterization showed that these materials had good thermal and conformational stability, compatibility and strong hydrogen bonding interactions. These nanocomposites showed good antimicrobial activity, and thus can be used in biotechnology and biomedical applications. Further, they can be precursors for applications such as quasi-solid dye-sensitized solar cells, actuators, sensors and electrochemical display.¹⁵³ Agarose/talc composite films were fabricated using 1-*n*-butyl-3-methylimidazolium chloride (BmimCl)

IL and urea through the gelation method. The talc particles were embedded in the agarose matrix and characterization of these composites demonstrated that BmimCl/Urea can be utilized as a coupling agent for these composites.¹⁵⁴ Functionalisation (acetylation/carbanilation) of agarose was carried out using 1-butyl-3-methylimidazolium acetate. Acetylated agarose was hydrophobic and carbanilated agarose was hydrophilic in nature. Carbanilated agarose readily dissolved in the IL and cooling these solutions resulted in the formation of an ionogel, which was attributed their self-healing properties. It was further tested as a solid electrolyte for an activated carbon-based supercapacitor cell and showed good conductivity, which is desirable for energy storage devices and electronic skins with robustness.¹⁵⁵ For biomedical applications, the surface properties of the materials used are very important and a simple procedure was developed to graft anti-bacterial polysaccharides on biomedical-grade polyurethane (PU). Seaweed polysaccharides were meticulously grafted on the surface *via* an isothiocyanate-alcohol reaction in 1-ethyl-3-methyl imidazolium phosphate IL. This procedure could be

transposed for grafting PU surfaces bearing hydroxyl, amine or thiol groups.¹⁵⁶ Similarly, the same ionic liquid 1-ethyl-3-methyl imidazolium phosphate was used as a solvent and catalyst to graft antibacterial seaweed polysaccharides such as ulvan, laminarian, fucan and zosterin onto poly(vinylchloride) (PVC).¹⁵⁷

The liquid-phase exfoliation of graphite in the presence of biomass-derived solvents was carried out for the production of pristine graphene nanosheets. A bio-solvent was produced from a cultivable red seaweed *Kappaphycus alvarezii* for this purpose. The solvent consisted of acetic acid, levulinic acid and γ -valerolactone, which was prepared from the polysaccharide obtained through the acid hydrolysis of seaweed biomass. Fig. 11 shows a schematic of the ultra-sonication-assisted graphite exfoliation of seaweed biomass-extracted solvent mixtures. This process is cost-effective, recyclable and scalable for the large-scale production of graphene sheets.⁶²

Graphene nanosheets doped with $\text{Fe}_3\text{O}_4/\text{Fe}$ ($\text{Fe}_3\text{O}_4/\text{Fe}$ -GN) were produced from the abundant fresh brown seaweed *Sargassum tenerrimum*. The DES prepared by the complexation of choline chloride and FeCl_3 was utilized as a catalyst for the production of graphene nanosheets from the residual granules obtained from the juice of the seaweed. The mixture of seaweed granules and DES was pyrolyzed at 700–900 °C under a 95% N_2 and 5% H_2 atmosphere for the formation of $\text{Fe}_3\text{O}_4/\text{Fe}$ -GN with high electrical conductivity (2384.6 mS m^{-1}) and surface area ($220 \text{ m}^2 \text{ g}^{-1}$). The results were acceptable, showing that this can be a sustainable replacement for the existing metal-based oxygen reduction reaction (ORR) catalysts. Fig. 12 shows a schematic of the production of magnetite-functionalized graphene from *Sargassum tenerrimum* and scalable production method for $\text{Fe}_3\text{O}_4/\text{Fe}$ -doped graphene nanosheets having electrocatalytic activity using DESs.¹⁵⁸

A similar type of work was done, where a choline chloride-based DES was employed for the production of metal oxide-functionalized graphene nanosheets (GNs). The functionalized GNs ($\text{Fe}_3\text{O}_4/\text{Fe}$, $\text{SnO}_2/\text{SnO}/\text{Sn}$, or ZnO/Zn -functionalized GNs) were studied for their toxicity and were found to be non-toxic against human lung carcinoma cells. Further, they were assessed for the removal of F^- from fluoride-contaminated ground water. Fig. 13 shows the deep eutectic solvent-promoted preparation of functionalized GNs from seaweed granules. These GNs can be utilized to produce safe drinking water according to the World Health Organization (WHO) standards.¹⁵⁹

Chitin is found in abundance in crustaceans and is a biodegradable and biocompatible marine polysaccharide. However, it is poorly soluble in common solvents, which limits its applications.

It has applications in the medical, agriculture, cosmetics, and food and beverages industries and Elibol *et al.* summarized the recent advances in the application of DESs as extraction media and for bio-film fabrication, nanomaterial preparation, chitosan methylation, chitin dissolution and preparation of composite materials.¹⁶⁰ Similarly, Shamshina *et al.* also examined the treatment (recovery, dissolution and processing) of chitin in ILs, summarizing the recent developments of ILs as catalysts, solvents and co-solvents and demonstrating the improvement in chitin processing.¹⁶¹ An imidazolium-based IL, namely, 1-butyl-3-methylimidazolium acetate ([BMIM] Ac), was used to dissolve a biopolymer and further explored for its gel-forming ability. The rheological properties of the formed ionogel were studied and its functionality in a supercapacitor was also examined. This gel exhibited a high capacitance and better cyclic behaviour compared to the commercial membranes.¹⁶² Recently, a carboxymethyl chitin (CMChit)-

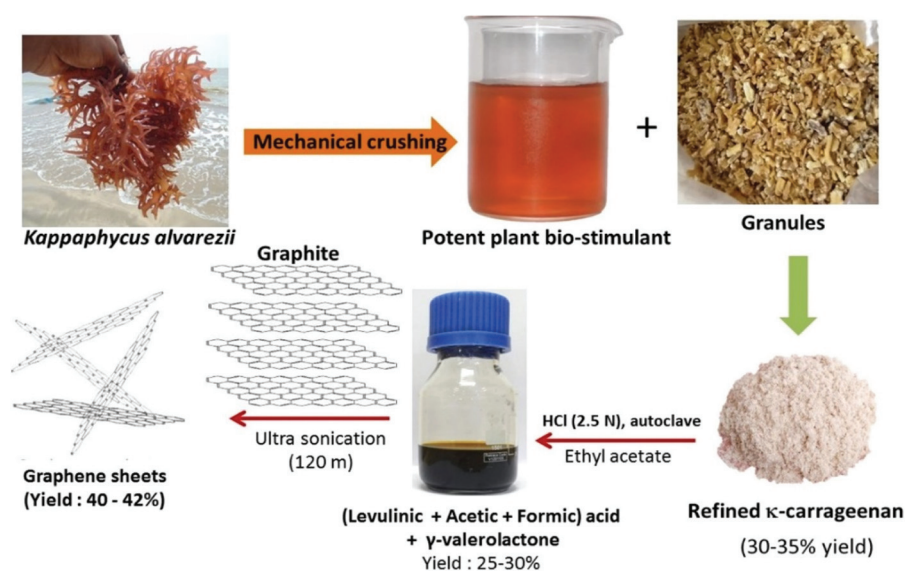


Fig. 11 Schematic representation of ultra-sonication-assisted graphite exfoliation of seaweed biomass-extracted solvent mixture (reproduced from ref. 62 (Licensed under Creative Commons CC-BY-NC-ND).




Fig. 12 Schematic showing the production of magnetite-functionalized graphene from *Sargassum tenerrimum* and scalable production method for Fe₃O₄/Fe-doped graphene nanosheets having electrocatalytic activity using DESs (reproduced from ref. 158 with permission from The Royal Society of Chemistry).

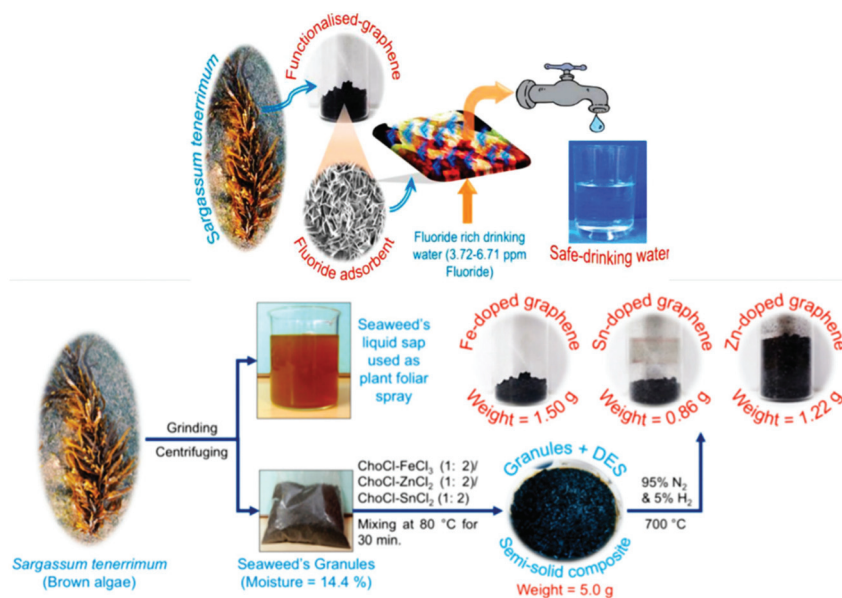


Fig. 13 Deep eutectic solvent-promoted preparation of functionalized graphene nanosheets from seaweed granules for producing safe-drinking water (reproduced from ref. 159 with permission from the American Chemical Society).

based membrane having potential as a solid polymer electrolyte (SPE) was blended with 1-butyl-3-methylimidazolium acetate (BMIM[Ac]) IL. This modified SPE showed ionic conductivity in the order of 10^{-4} S cm^{-1} and electrochemical stability of up to 2.93 V. It also showed good reversibility in symmetric cells based on Zn//SPE//Zn with potential in proton conducting batteries.¹⁶³ A nanochitin film was fabricated *via* the aggregation of scaled-down chitin nanofibers (SD-ChNFs). The self-assembled film was prepared *via* regeneration from a chitin/ionic liquid iongel using methanol. The prepared film could be bent and twisted easily and exhibited excellent mechanical properties when cross-linked with *t*-carrageenan.¹⁶⁴

A simple, fast, cost-effective and clean method was developed for the fabrication of green electrolytes composed of κ -carrageenan obtained from red seaweed in the presence of 1-butyl-3-methyl-1*H*-imidazolium chloride ([Bmim]Cl) ionic

liquid and glycerol. High conductivity was obtained for these electrolytes, which are suitable for the fabrication of environmentally friendly electrochemical devices, energy storage devices and electrochromic devices that do not require gas flow and lead to water formation.¹⁶⁵ Polysaccharide-based ionogels were formed for the fabrication of electronic noses, which were formed by gas sensors connected to computational systems. The ionogels were prepared using three biopolymers, namely, gelatine, agar and sodium alginate, in 1-ethyl-3-methylimidazolium dicyanamide (EMIMDCA) ionic liquid and were deposited on metallic interdigitated electrodes. This nose was tested for volatile compounds such as acetone, methanol, ethanol, hexane and ethyl acetate. Hit rates of 96% were achieved.¹⁶⁶ Ionic liquids such as 1-ethyl-3-methylimidazolium ethylsulfate, [C₂mim][C₂SO₄], 1-ethyl-3-methylimidazolium acetate, [C₂mim][OAc] and trimethyl-ethanolammonium acetate, and [Ch][Oac] were investigated for their ability to

prepare electrolytes from natural polymers such as agar. The prepared electrolyte samples were thermally stable up to 190 °C. These electrolytes can be incorporated in electrochromic devices.¹⁶⁷ A quasi-solid-state polymer electrolyte (QSPE) was prepared using agar in the presence of 1-methyl-3-propylimidazolium iodide (MPII) ionic liquid and its conductivity was recorded to be $1.48 \times 10^{-3} \text{ S cm}^{-1}$. The QSPE was sandwiched between the working and counter electrodes to fabricate a dye-sensitized solar cell (DSSC) and analyzed under a sun simulator.¹⁶⁸

A major development in the application of SC-CO₂ is the fabrication of functional particles/microparticles, which are used in the pharmaceutical, paint, cosmetics and chemical industries. Pigments such as fucoxanthin and astaxanthin from marine sources were extracted by SC-CO₂ at 20 MPa and 45 °C. Microparticles with a diameter of 0.78–1.42 μm were obtained *via* gas-saturated solutions and the biodegradable polymer polyethylene glycol.¹⁶⁹ Monosaccharides such as D-(+)-galactose, L-(−)-fucose, and D-(+)-mannose were modified by DESs to prepare Fe₃O₄ hybrid molecular imprinted polymers to purify monosaccharides from seaweed using solid-phase extraction (SPE). Higher recoveries of purified product were obtained using templates modified with DESs.¹⁷⁰ Fig. 14 shows the materials developed from marine resources using neoteric solvents (Table 3).

Neoteric solvent-assisted process for fuels/fuel intermediates from oceanic biomass

Oceanic algae is an attractive feed stock for the production of biofuel given that it is a non-food crop, which is largely composed of readily fermented carbohydrates such as starch rather than the more recalcitrant lignocellulosic materials currently

under intense development. Ionic liquid-assisted subcritical water was employed for the extraction of lipids from microalgae of *Scenedesmus* sp. [HNEt₃] [HSO₄] IL with 1% concentration at a temperature of 110 °C, resulting in a lipid yield of 35.67%. Compared with conventional methods, the triglycerol contents were higher and separation was easy as the algal cell residues assembled into microspheres.¹⁷¹ Three different aqueous deep eutectic solvents (aDESs), *i.e.*, choline chloride–oxalic acid (aCh–O), choline chloride–ethylene glycol (aCh–EG) and urea–acetamide (aU–A) were explored for their efficiency in lipid extraction from microalgal biomass of *Chlorella* sp. The biomass was pre-treated with aDESs and the results indicated that the recovery rate of lipid increased from the untreated biomass (52.03%) to the pre-treated biomass (80.90%, 66.92% and 75.26% for (aCh–O), (aCh–EG) and (aU–A), respectively).¹⁷² DESs were also employed for the pre-treatment of algal biomass of *Chlorella* sp. and *Chlorococcum* sp. before the recovery of lipids. Among the DESs under study, choline chloride–acetic acid (Ch–Aa) showed the optimal conditions and is feasible for microalgae-based biodiesel production.¹⁷³ Direct extraction and biocatalytic transformation of algal oil to biodiesel were done using binary mixtures of imidazolium-based ILs. The algal oil was extracted from microalgae *Chlorella vulgaris* and *Chlorella protothecoides*. The advantage of the biocatalytic synthesis of biodiesel of 1-hexadecyl-3-methylimidazolium bis(trifluoromethylsulfonyl)imide [C₁₆mim][NTf₂] and the ability of cellulosic biomass dissolution of 1-butyl-3-methylimidazolium chloride ([Bmim][Cl]) were considered for the use of the binary mixture.¹⁷⁴ The production of sustainable biofuel from seaweed waste biomass from the carrageenan industry (SWBC) was achieved by peracetic acid (PAA)-IL pre-treatment. The pre-treatment increased

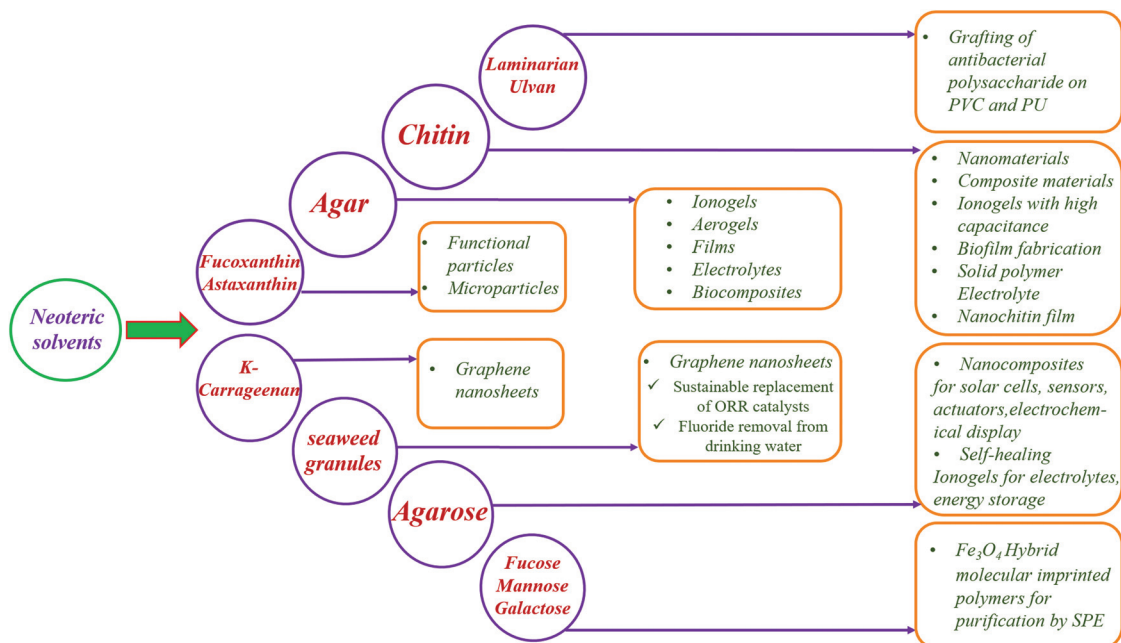


Fig. 14 Materials developed from marine resources using neoteric solvent systems.

Table 3 Summary of the materials prepared from marine resources using neoteric solvents

Marine source	Compound of interest	Solvent used	Materials/applications	Ref.
Red Algae	Polysaccharide; Agar	1-Butyl-3-methylimidazolium chloride and cosolvent dimethyl sulfoxide	Ionogels and aerogels formed with agar blended with cellulose, rice starch, zeatin protein	150
Red Algae	Polysaccharide; Agar	DES-surfactant mixture; choline chloride and glycerol (1 : 2)-hexadecyltrimethylammonium bromide	Biocomposite with increased mechanical strength; compatibilization of HDPE/agar biocomposites	151
Red Algae	Polysaccharide; Agar	Choline-based DESs (choline chloride/urea (1 : 2) and choline chloride/glycerol(1 : 2))	Agar films; promising tool for development of materials based on seaweed polysaccharides	152
Red Algae; Crustacean organisms	Polysaccharides; Agarose and Chitosan	1-Butyl-3-methylimidazolium chloride [C ₄ mim][Cl]	Agarose-chitosan nanocomposites; potential applications in quasi-solid dye sensitized solar cells, actuators, sensors or electrochemical displays	153
Red Algae	Polysaccharides; Agarose	1- <i>n</i> -Butyl-3-methylimidazolium chloride (BmimCl) IL and urea	Agarose/talc composite films	154
Red Algae	Agarose	1-Butyl-3-methylimidazolium acetate	Ionogel with self-healing property/ solid electrolyte for an activated carbon-based supercapacitor cell and showed good conductivity, which is desirable for energy storage devices and electronic skins with robustness	155
<i>L. saccharina parmeat</i> ; <i>U. rotundata</i> ; <i>Fucus/ Ascophyllum</i> ; <i>Zosteraceae</i>	Laminarin 822; Ulvan 815; Fucan 812; Zosterin 900	1-Ethyl-3-methyl imidazolium phosphate IL	Antibacterial seaweed polysaccharide grafting of polyurethane surfaces bearing hydroxyl, amine or thiol groups	156
<i>L. saccharina parmeat</i> ; <i>U. rotundata</i> ; <i>Fucus/ Ascophyllum</i> ; <i>Zosteraceae</i>	Laminarin 822; Ulvan 815; Fucan 812; Zosterin 900	1-Ethyl-3-methyl imidazolium phosphate IL	Antibacterial seaweed polysaccharide grafting of polyvinyl chloride surfaces bearing hydroxyl, amine or thiol groups	157
<i>Kappaphycus alvarezii</i>	Polysaccharide; κ-carrageenan	Biomass-derived solvent; solvent consisted of acetic acid, levulinic acid and γ-valerolactone	Graphene nanosheets	62
<i>Sargassum tenerrimum</i>	Residual granules of seaweed	DES prepared by complexation of choline chloride and FeCl ₃	Graphene nanosheets doped with Fe ₃ O ₄ /Fe (Fe ₃ O ₄ /Fe-GN); sustainable replacement for the existing metal-based oxygen reduction reaction (ORR) catalysts	158
<i>Sargassum tenerrimum</i>	Residual granules of seaweed	Choline chloride-based DES	Functionalized graphene nanosheets GNs (Fe ₃ O ₄ /Fe, SnO ₂ /SnO/Sn, or ZnO/Zn-functionalized GNs); fluoride removal from drinking water; can be utilized to produce safe drinking water according to World Health Organization (WHO) standards	159
Crustacean organisms	Chitin	DESs	DESs as extraction media, bio-film fabrication, nanomaterial preparation, chitosan methylation, chitin dissolution and composite material preparation	160
Crustacean organisms	Chitin	ILs	Recovery, dissolution and processing of chitin	161
Crustacean organisms	Chitin	1-Butyl-3-methylimidazolium acetate ([BMIM]Ac)	Ionogels with high capacitance and better cyclic behaviour as compared to the commercial membranes	162
Crustacean organisms	Chitin	1-Butyl-3-methylimidazolium acetate (BMIM[Ac]) IL	Carboxymethyl chitin (CMChit)-based membrane having potential as solid polymer electrolyte (SPE); conductivity in the order of 10 ⁻⁴ S cm ⁻¹ and electrochemical stability was up to 2.93 V	163
Crustacean organisms; Red Algae	Chitin; ι-carrageenan	ILs	Nanochitin film; bent, twisted easily and exhibited excellent mechanical properties when cross-linked with ι-carrageenan	164

Table 3 (Contd.)

Marine source	Compound of interest	Solvent used	Materials/applications	Ref.
Red Algae	κ -Carrageenan	1-Butyl-3-methyl-1 <i>H</i> -imidazolium chloride ([Bmim]Cl) ionic liquid and glycerol	Green electrolytes; potential for the fabrication of environmentally friendly electrochemical devices, energy storage devices and electrochromic devices that do not require gas flow and do not lead to water formation	165
Red algae; Brown algae	Polysaccharides; gelatine, agar and sodium alginate	1-Ethyl-3-methylimidazolium dicyanamide (EMIMDCA)	Ionogels were formed for the fabrication of electronic noses	166
Red Algae	Agar	1-Ethyl-3-methylimidazolium ethylsulfate, [C ₂ mim][C ₂ SO ₄], 1-ethyl-3-methylimidazolium acetate, [C ₂ mim][Oac] and trimethyl-ethanolammonium acetate, [Ch][Oac]	Electrolytes were thermally stable up to 190 °C. These electrolytes can be incorporated in electrochromic devices	167
Red Algae	Agar	1-Methyl-3-propylimidazolium iodide (MPII)	Quasi-solid-state polymer electrolytes (QSPEs); potential to fabricate dye-sensitized solar cells (DSSC) and analyzed under sun simulator	168
Brown Algae; Crab shells	Fucoanthin and astaxanthin	SC-CO ₂	Functional particles/microparticles, which are used in the pharmaceutical, paint, cosmetics and chemical industries	169
Seaweed	D-(+)-Galactose, L-(-)-fucose, and D-(+)-mannose	DESS	Fe ₃ O ₄ hybrid molecular-imprinted polymers for the purification of monosaccharides by SPE	170

the enzymatic saccharification of SWBC. PAA + 1-hexylpyridinium chloride ([Hpy][Cl]) and PAA + 1-ethyl-3-methylimidazolium diethylphosphate ([Emim][DEP]) were used for this purpose.¹⁷⁵ Choline amino acid-based ILs were used for the pre-treatment of biomass derived from *Chlorella vulgaris* and *Spirulina platensis* for the extraction of lipids. The lipids were dissolved in the ILs, leaving behind a carbohydrate-rich solid, which was further subjected to enzyme hydrolysis to release fermentable sugars. Herein, this opens new pathways for the production of biodiesel and bioethanol using cheap ILs.¹⁷⁶ Protic ionic liquids (PILs) have the potential to disrupt and exudate lipids from microalgae due to their labile protons. Ten carboxylate PILs with lactam and ammonium cations were studied for the production of biodiesel from *Nannochloropsis oculata* and *Chlorella salina*. The PILs were found to inhibit lipases, which promote lipolysis in lipid samples and have negligible pigments, which favoured a reduction in the purification steps for the production of biodiesel.¹⁷⁷ To reduce the energy consumption required for algal extraction, ILs were assisted by SC-CO₂ considering that CO₂ captured can compensate the energy consumption. It was evident that the lipid yield of *Chlorella vulgaris* increased from 68% to 75.6% upon the addition of CO₂ to the IL [BMIM][BF₄]. The properties of the synthesized biodiesel was on par with the European biodiesel standard, and hence this process has the potential to be commercialised.¹⁷⁸ Mixtures of ILs and methanol were used to extract lipids from *Chlorella vulgaris*, where the lipid yield was comparatively higher for the [Bmim][CF₃SO₃] and methanol mixture than Bligh and Dyer's method (conventional technique).¹⁷⁹ Around thirty ILs were studied with cations such as ammonium, phosphonium, pyridinium and imidazolium for the extraction of lipids from the microalgae *Chlorella vulgaris*.

They were screened for their ability to increase the hexane extraction efficiency of lipids from freeze-dried biomass. For all the tested ILs, the chlorophyll content extracted was low. The best results were obtained for 1-ethyl-3-methylimidazolium ethylsulfate [C₂mim][EtSO₄] and its SLR ratio, water content and incubation time were optimised to develop an efficient extraction method.¹⁸⁰ DESs assisted by microwaves (MWs) were investigated as pre-treatments for algal biomass to develop a new lipid extraction methodology to obtain fatty-

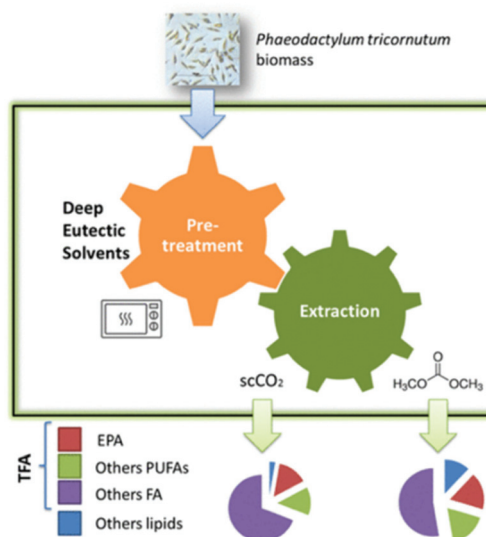


Fig. 15 Pre-treatment of biomass using DESs and further extraction of lipids, fatty acids, etc. (reproduced from ref. 181 with permission from the American Chemical Society).

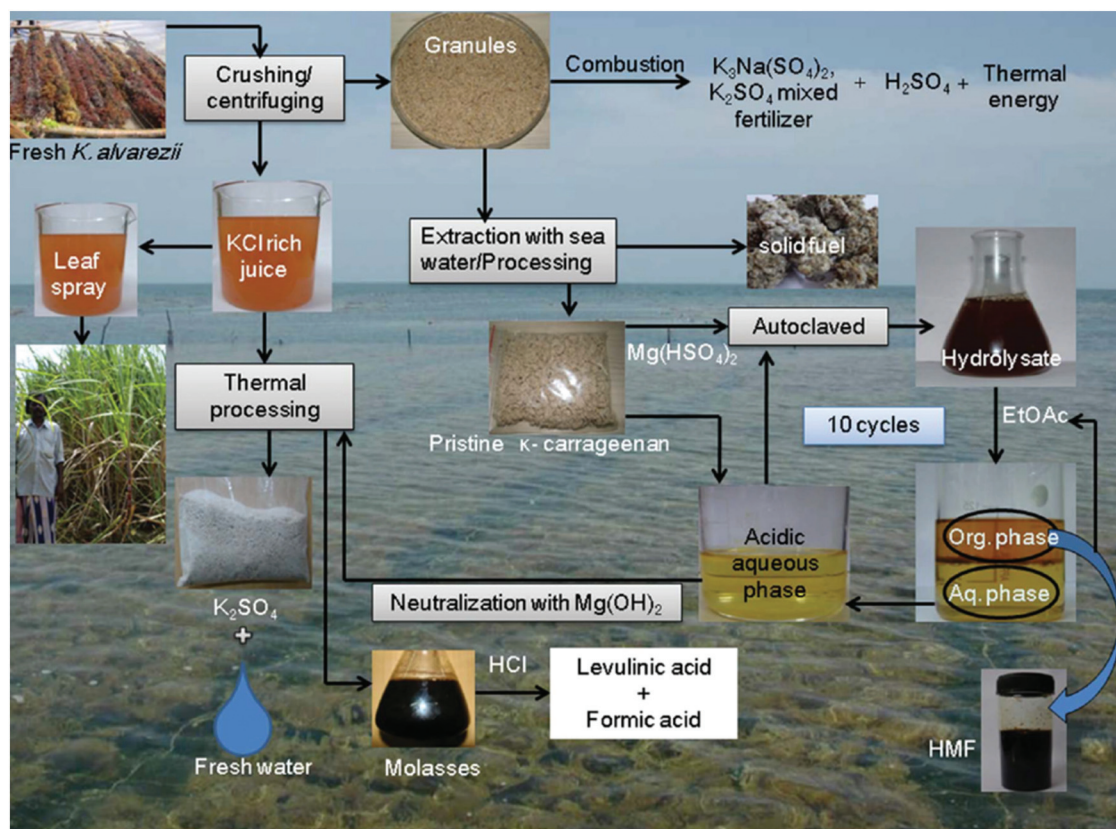


Fig. 16 Integrated scheme for the total utilisation of fresh *Kappaphycus alvarezii* red seaweed (production of fuel intermediates, agricultural nutrients, pure water and polysaccharides) (reproduced from ref. 184 with permission from The Royal Society of Chemistry).

Table 4 Summary of biofuel extraction from marine resources using neoteric solvents

Marine resource	Solvent used	Product/% recovery	Ref.
<i>Scenedesmus</i> sp. <i>Chlorella</i> sp.	[HNET ₃][HSO ₄] IL Aqueous deep eutectic solvents (aDESs), <i>i.e.</i> , choline chloride–oxalic acid (aCh–O), choline chloride–ethylene glycol (aCh–EG) and urea–acetamide (aU–A) DESS; choline chloride–acetic acid (Ch–Aa)	35.67% lipid yield Lipid recovery of 80.90%, 66.92% and 75.26% for (aCh–O), (aCh–EG) and (aU–A), respectively	171
<i>Chlorella</i> sp. and <i>Chlorococcum</i> sp. <i>Chlorella vulgaris</i> and <i>Chlorella protothecoides</i>	1-Hexadecyl-3-methylimidazolium bis (trifluoromethylsulfonyl)imide [C ₁₆ mim][NTf ₂]; 1-butyl-3-methylimidazolium chloride ([Bmim][Cl])	Yield increased by 30 times compared with conventional method 100% yield for biodiesel	172 173
Seaweed waste biomass of carrageenan industry (SWBC)	PAA + 1-hexylpyridinium chloride ([Hpy][Cl]) and PAA + 1-ethyl-3-methylimidazolium diethylphosphate ([Emim][DEP])	[Hpy][Cl], [Emim][DEP] or 1-ethyl-3-methylimidazole acetate ([Emim][OAc]) produced cellulose conversions of 77%, 91%, 84% and 62%, respectively	174
<i>Chlorella vulgaris</i> and <i>Spirulina platensis</i>	Choline amino acid-based ILs	30.6% and 51% for <i>Chlorella vulgaris</i> and <i>Spirulina platensis</i> , respectively	175
<i>Nannochloropsis oculata</i> and <i>Chlorella salina</i>	Protic ionic liquids	Lipid recovery of 134.9% and 85.4% for butyrolactam Hexanoate-treated <i>N. oculata</i> and <i>C. salina</i> , respectively	176
<i>Chlorella vulgaris</i>	[BMIM][BF ₄] IL-assisted with SC-CO ₂	75.6% lipid recovery	177
<i>Chlorella vulgaris</i>	Mixture of [Bmim][CF ₃ SO ₃] IL and methanol	12.5% and 19.0% of lipids recovered from commercial and cultivated biomass respectively	183
<i>Chlorella vulgaris</i>	Ammonium, phosphonium, pyridinium and imidazolium based ILs; 1-ethyl-3-methylimidazolium ethylsulfate [C ₂ mim][EtSO ₄]	Better extraction yields compared to conventional method	179
<i>Phaeodactylum tricornutum</i>	Choline-based DESs with (levulinic acid, ethylene glycol, urea, levulinic acid, sorbitol and urea) assisted with dimethyl carbonate (DMC) and SC-CO ₂	Lipids with high selectivity of 88% were extracted compared to 35% in conventional method	180
Algae	[BMIM][MeSO ₄] IL with methanol cosolvent	75.6% lipid recovery	181
Algae	<i>N</i> -Methylcyclohexylamine (MCHA) and [C ₄ -mim][PF ₆] (1-butyl-3-methylimidazolium hexafluorophosphate)	77% lipid recovery	182

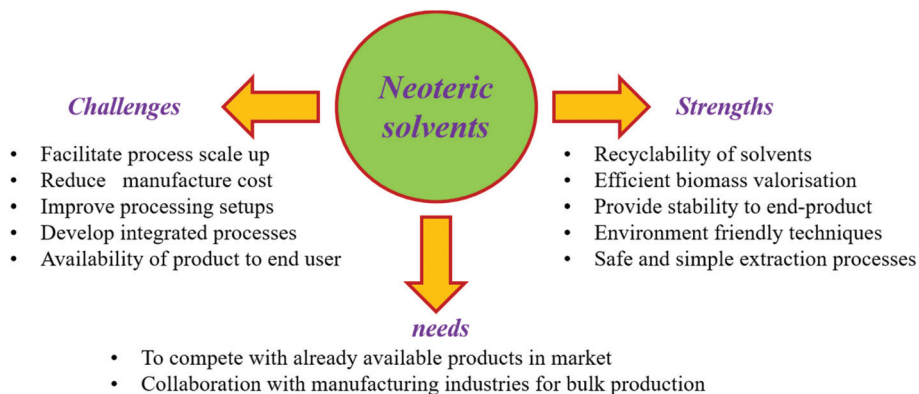


Fig. 17 Challenges, strengths and future needs to exploit neoteric solvents for the biorefinery approach.

acid-rich extract from the diatom *Phaeodactylum tricornutum*. Eco-friendly extractions were employed using dimethyl carbonate (DMC) and SC-CO₂. Choline-based DESs with different combinations of hydrogen bond donors such as levulinic acid, ethylene glycol, urea, levulinic acid, sorbitol and urea were tested for pre-treatment. Fig. 15 shows the pre-treatment of biomass using DESs and further extraction of lipids, fatty acids, etc. The extraction efficiency of SC-CO₂ improved and the total fatty acid yield also increased by 20 times, providing triglyceride of the utmost purity.¹⁸¹

Lipid extraction from microalgae using ILs and methanol co-solvent was studied, and it was concluded that this method is highly efficient, cheap, safe and provides environmental protection. The best result was obtained for [BMIM][MeSO₄] IL at 70 °C with a reaction time of 2 h.¹⁸² A switchable solvent, namely *N*-methylcyclohexylamine (MCHA), was employed for the extraction of a wet biomass slurry and the algal oil was recovered by IL [C₄-mim][PF₆] (1-butyl-3-methylimidazolium hexafluorophosphate) through the phase separation method. CO₂ was used to trigger the separation of MCHA from the IL. This method can be useful to extract slurries of wet alga directly and the solvent can be recycled. The algal lipid recovery was up to 77%.¹⁸³ Seaweed is a rich source of polysaccharides, and hence fresh *Kappaphycus alvarezii* seaweed was exploited for the production of fuel intermediates such as 5-hydroxymethyl furfural (HMF). The seaweed was crushed, and its juice was expelled, which was rich in KCl, and κ-carrageenan was extracted from the residual biomass. Further, HMF was derived from the extracted polysaccharide with Mg(HSO₄)₂ acid catalyst. Galactose was obtained as a by-product, which was further subjected to acid hydrolysis to yield other products such as levulinic acid (LA) and formic acid (FA).¹⁸⁴ Fig. 16 shows an integrated scheme for the total utilisation of fresh *Kappaphycus alvarezii* red seaweed (production of fuel intermediates, agricultural nutrients, pure water and polysaccharides). Table 4 presents a summary of biofuel extraction from marine resources using neoteric solvents. Filho *et al.* summarized the lipid extraction from natural feedstock using green solvents.¹⁸⁵ Recently, Reglero *et al.* over-viewed green technologies for the production of lipids.¹⁸⁶

Conclusion and future perspectives

Blue biorefineries utilize the surplus resources that do not interfere in the food supply chain, and hence offer a potential facility that supports the circular bioeconomy concept by facilitating the conversion of marine biomass (residues, wastes and co-products) into functional materials, fuels, chemicals and commercial commodities. Innovative technologies must be developed for the successful market execution of blue biorefineries, ensuring sustainability of the biomass-to-products chain. Marine resources are still unexplored, and researchers worldwide are actively participating in the development of smart and improved processes to address and solve problems related to the limitations of blue biorefineries. New types of solvent systems are being developed to address the sustainability issues related with biorefineries. However, limited research has been done on the use of neoteric solvents for the bioprocessing of marine resources compared to the available marine feedstocks. The strategic establishment of innovative and eco-friendly technologies employing neoteric solvents for the production of marketable products may lead to large-scale industrial applications. Although techniques are being developed for the use of neoteric solvents for blue biorefineries, considering sustainable and eco-friendly approaches, the cost of the solvents needs to be analysed for their commercial applications. However, this cannot be generalized for all neoteric solvents given that their cost depends on their starting materials. Cheaper neoteric solvents can be developed from biomass and residual feedstocks for large-scale applications. Several reports show that the addition of a small amount of these solvents to other solvents also increases the process efficiency, and thus they can be used as adjuvants. When considering these solvents for biorefinery use, processes must be developed to recover/recycle and minimize the generation of waste/by-products from these solvents to increase the economic viability of the developed techniques. The majority of neoteric solvents are generalised to be non-toxic in nature and these solvents are designer solvents that can be composed according to the process requirements. Thus, when considering the use of these solvents is biorefineries, solvents that can

be synthesized with the least toxicity can have a beneficial impact on the environment (Fig. 17). In general, the next decades would be promising and exciting for the development of blue biorefineries with new types of solvent systems.

Conflicts of interest

The authors declare no conflict of interest.

Acknowledgements

RS thanks DST for DST-INSPIRE Fellowship. KP thanks Council of Scientific & Industrial Research, New Delhi (MLP0027) and SERB-DST, India (CRG/2020/000416) for financial support.

References

- 1 S. Kirsch, *Extr. Ind. Soc.*, 2020, **7**, 838–840.
- 2 R. Rapier, *Fossil Fuels Still Supply 84 Percent Of World Energy—And Other Eye Openers From BP's Annual Review*, (<https://www.forbes.com/sites/rrapier/2020/06/20/bp-review-new-highs-in-global-energy-consumption-and-carbon-emissions-in-2019/>).
- 3 R. Katakajwala and S. V. Mohan, *Curr. Opin. Green Sustain.*, 2020, 100392.
- 4 M. I. Khan, J. H. Shin and J. D. Kim, *Microb. Cell Fact.*, 2018, **17**, 1–21.
- 5 F. Cherubini and S. Ulgiati, *Appl. Energy*, 2010, **87**, 47–57.
- 6 S. V. Mohan, G. N. Nikhil, P. Chiranjeevi, C. N. Reddy, M. V. Rohit, A. N. Kumar and O. Sarkar, *Bioresour. Technol.*, 2016, **215**, 2–12.
- 7 S. V. Mohan, S. Dahiya, K. Amulya, R. Katakajwala and T. Vanitha, *Bioresour. Technol. Rep.*, 2019, **7**, 100277.
- 8 Ó. Ögmundarson, M. Herrgård, J. Forster, M. Hauschild and P. Fantke, *Nat Sustain*, 2020, **3**, 167–174.
- 9 Y. Liao, S.-F. Koelewijn, G. Van den Bossche, J. Van Aelst, S. Van den Bosch, T. Renders, K. Navare, T. Nicolai, K. Van Aelst, M. Maesen, H. Matsushima, J. M. Thevelein, K. Van Acker, B. Lagrain, D. Verboekend and B. F. Sels, *Science*, 2020, **367**, 1385–1390.
- 10 J. Moncada, J. A. Tamayo and C. A. Cardona, *Chem. Eng. Sci.*, 2014, **118**, 126–140.
- 11 E. D. Jong and G. Jungmeier, Biorefinery Concepts in Comparison to Petrochemical Refineries, *Ind. Biorefin. White Biotechnol.*, 2015, 3–33, DOI: 10.1016/B978-0-444-63453-5.00001-X.
- 12 A. Azapagic, *Trends Biotechnol.*, 2014, **32**, 1–4.
- 13 G. Fiorentino, M. Ripa and S. Ulgiati, *Biofuels, Bioprod. Biorefin.*, 2017, **11**, 195–214.
- 14 E. Lipinsky, *Science*, 1981, **212**, 1465–1471.
- 15 O. Rosales-Calderon and V. Arantes, *Biotechnol. Biofuels*, 2019, **12**, 1–58.
- 16 F. M. Kerton, Y. Liu, K. W. Omari and K. Hawboldt, *Green Chem.*, 2013, **15**, 860–871.
- 17 F. M. Kerton and N. Yan, *Fuels, Chemicals and Materials from the Oceans and Aquatic Sources*, John Wiley & Sons, 2017.
- 18 H. Vieira, M. C. Leal and R. Calado, *Trends Biotechnol.*, 2020, **38**, 940–943.
- 19 B. M. Cleveland, *J. World Aquacult. Soc.*, 2018, **50**, 890–893.
- 20 P. I. Macreadie, A. Anton, J. A. Raven, N. Beaumont, R. M. Connolly, D. A. Friess, J. J. Kelleway, H. Kennedy, T. Kuwae and P. S. Lavery, *Nat. Commun.*, 2019, **10**, 1–13.
- 21 R. Calado, M. C. Leal, H. Gaspar, S. Santos, A. Marques, M. L. Nunes and H. Vieira, in *Grand challenges in marine biotechnology*, Springer, 2018, pp. 317–403.
- 22 J. Hoffman, R. C. Pate, T. Drennen and J. C. Quinn, *Algal Res.*, 2017, **23**, 51–57.
- 23 A. LiVecchi, A. Copping, D. Jenne, A. Gorton, R. Preus, G. Gill, R. Robichaud, R. Green, S. Geerlofs, S. Gore, D. Hume, W. McShane, C. Schmaus and H. Spence, Marine Algae, in *Powering the Blue Economy; Exploring Opportunities for Marine Renewable Energy in Maritime Markets*, U.S. Department of Energy, Office of Energy Efficiency and Renewable Energy, Washington, D.C., 2019, <https://www.energy.gov/sites/prod/files/2019/03/f61/Chapter%205.pdf>.
- 24 *Algae Biofuel Market, Expected with a CAGR of 2.6%, Top Companies data report covers, Market-specific challenges, Share, Growth, Trends, and Forecasts 2021–2027*, RFD TV, 2021, <https://www.rfdtv.com/story/44153832/algae-biofuel-market>.
- 25 D. Rodrigues, A. C. Freitas, L. Pereira, T. A. P. Rocha-Santos, M. W. Vasconcelos, M. Roriz, L. M. Rodríguez-Alcalá, A. M. P. Gomes and A. C. Duarte, *Food Chem.*, 2015, **183**, 197–207.
- 26 *Algae Biofuel Market Size Worth \$10.73 Billion By 2025 | CAGR: 8.8%*, Grand View Research, 2017, <https://www.grandviewresearch.com/press-release/global-algae-biofuel-market>.
- 27 N. Q. Diep, K. Sakanishi, N. Nakagoshi, S. Fujimoto, T. Minowa and X. D. Tran, *International Energy Journal*, 2012, **13**, 113–122.
- 28 R. Jiang, K. N. Ingle and A. Golberg, *Algal Res.*, 2016, **14**, 48–57.
- 29 J. J. Milledge and P. J. Harvey, *J. Chem. Technol. Biotechnol.*, 2016, **91**, 2221–2234.
- 30 A. Trincone, *Mar. Drugs*, 2017, **15**, 93.
- 31 C. Zhang and S.-K. Kim, *Mar. Drugs*, 2010, **8**, 1920–1934.
- 32 T. E. Rao, M. Imchen and R. Kumavath, in *Advances in food and nutrition research*, Elsevier, 2017, vol. 80, pp. 149–163.
- 33 S. Baharum, E. Beng and M. Mokhtar, *J. Biol. Sci.*, 2010, **10**(6), 555–564.
- 34 S. Lordan, R. P. Ross and C. Stanton, *Mar. Drugs*, 2011, **9**, 1056–1100.
- 35 M. Kazir, Y. Abuhassira, A. Robin, O. Nahor, J. Luo, A. Israel, A. Golberg and Y. D. Livney, *Food Hydrocolloids*, 2019, **87**, 194–203.
- 36 D. Rodrigues, A. C. Freitas, L. Pereira, T. A. Rocha-Santos, M. W. Vasconcelos, M. Roriz, L. M. Rodríguez-Alcalá, A. M. Gomes and A. C. Duarte, *Food Chem.*, 2015, **183**, 197–207.

- 37 S. P. Prabha, S. Nagappan, R. Rathna, R. Viveka and E. Nakkeeran, in *Refining Biomass Residues for Sustainable Energy and Bioproducts*, Elsevier, 2020, pp. 463–480.
- 38 H. A. R. Suleria, S. Osborne, P. Masci and G. Gobe, *Mar. Drugs*, 2015, **13**, 6336–6351.
- 39 Y. Murti and T. Agrawal, *Int. J. ChemTech Res.*, 2010, **2**, 2198–2217.
- 40 A. Kijjoa and P. Sawangwong, *Mar. Drugs*, 2004, **2**, 73–82.
- 41 L. Alparslan, N. Şekeroğlu and A. Kijjoa, *Curr. Pers. Med. Aromat. Plants (CUPMAP)*, 2018, **1**(2), 53–66.
- 42 J.-B. Guillerme, C. Couteau and L. Coiffard, *Cosmetics*, 2017, **4**, 35.
- 43 C. R. Singh, K. Kathiresan and S. Anandhan, *Afr. J. Biotechnol.*, 2015, **14**, 1525–1532.
- 44 D. Pradhan, L. B. Sukla, B. B. Mishra and N. Devi, *J. Cleaner Prod.*, 2019, **209**, 617–629.
- 45 F. Baltar, A. Gutiérrez-Rodríguez, M. Meyer, I. Skudelný, S. Sander, B. Thomson, S. Nodder, R. Middag and S. E. Morales, *Front. Microbiol.*, 2018, **9**, 3190.
- 46 J. C. Camacho-Chab, M. D. R. Castañeda-Chávez, M. J. Chan-Bacab, R. N. Aguila-Ramírez, I. Galaviz-Villa, P. Bartolo-Pérez, F. Lango-Reynoso, C. Tabasco-Novelo, C. Gaylarde and B. O. Ortega-Morales, *Int. J. Environ. Res. Public Health*, 2018, **15**, 314.
- 47 P. Gupta and B. Diwan, *Biotechnol. Rep.*, 2017, **13**, 58–71.
- 48 J. De, N. Ramaiah and L. Vardanyan, *Mar. Biotechnol.*, 2008, **10**, 471–477.
- 49 R. Elizondo-González, E. Quiroz-Guzmán, C. Escobedo-Fregoso, P. Magallón-Servín and A. Peña-Rodríguez, *PeerJ*, 2018, **6**, e4459.
- 50 R. C. R. Counterclockwise, Z. Out, Z. In and M. Gavrilescu, *Dyn. Biochem. Process Biotechnol. Mol. Biol.*, 2010, **4**, 1–36.
- 51 R. A. Sequeira, J. Bhatt and K. Prasad, *Sustainable Chem.*, 2020, **1**, 116–137.
- 52 K. Prasad and M. Sharma, *Curr. Opin. Green Sustain*, 2019, **18**, 72–78.
- 53 C. Capello, U. Fischer and K. Hungerbühler, *Green Chem.*, 2007, **9**, 927–934.
- 54 C. J. Clarke, W.-C. Tu, O. Levers, A. Brohl and J. P. Hallett, *Chem. Rev.*, 2018, **118**, 747–800.
- 55 M. C. Bubalo, S. Vidović, I. R. Redovniković and S. Jokić, *J. Chem. Technol. Biotechnol.*, 2015, **90**, 1631–1639.
- 56 K. R. Seddon, *J. Chem. Technol. Biotechnol.*, 1997, **68**, 351–356.
- 57 R. A. Sequeira, N. Singh, M. M. Pereira, N. A. Chudasama, S. Bhattacharya, M. Sharma, D. Mondal and K. Prasad, *Int. J. Biol. Macromol.*, 2018, **120**, 378–384.
- 58 R. A. Sequeira, S. Dubey, M. M. Pereira, T. K. Maity, S. Singh, S. Mishra and K. Prasad, *ACS Sustainable Chem. Eng.*, 2020, **8**, 12005–12013.
- 59 R. A. Sequeira, M. Sharma, M. M. Pereira, N. Singh, S. Bhattacharya, N. A. Chudasama and K. Prasad, *Sep. Sci. Technol.*, 2021, **56**, 631–639.
- 60 G. Sharma, R. A. Sequeira, M. M. Pereira, T. K. Maity, N. A. Chudasama and K. Prasad, *J. Mol. Liq.*, 2021, **328**, 115386.
- 61 A. K. Das, R. A. Sequeira, T. K. Maity and K. Prasad, *Food Hydrocolloids*, 2021, **111**, 106382.
- 62 N. Singh, M. Sharma, D. Mondal, D. A. Maru, M. R. Rathod, R. A. Sequeira, N. A. Chudasama and K. Prasad, *Mater. Sci. Energy Technol.*, 2021, **4**, 100–106.
- 63 J. Bhatt, R. A. Sequeira, A. Vohra, R. V. Devkar, T. K. Maity and K. Prasad, *ACS Sustainable Chem. Eng.*, 2020, **9**, 264–272.
- 64 N. A. Chudasama, R. A. Sequeira, K. Moradiya and K. Prasad, *Molecules*, 2021, **26**, 2608.
- 65 J. N. Canongia Lopes and A. A. Padua, *J. Phys. Chem. B*, 2006, **110**, 3330–3335.
- 66 N. V. Plechkova and K. R. Seddon, *Chem. Soc. Rev.*, 2008, **37**, 123–150.
- 67 D. R. MacFarlane, N. Tachikawa, M. Forsyth, J. M. Pringle, P. C. Howlett, G. D. Elliott, J. H. Davis, M. Watanabe, P. Simon and C. A. Angell, *Energy Environ. Sci.*, 2014, **7**, 232–250.
- 68 A. Benedetto and P. Ballone, *ACS Sustainable Chem. Eng.*, 2016, **4**, 392–412.
- 69 Z. Lei, B. Chen, Y.-M. Koo and D. R. MacFarlane, *Chem. Rev.*, 2017, **117**, 6633–6635.
- 70 J. H. Davis, Jr., *Chem. Lett.*, 2004, **33**(9), 1072–1077.
- 71 M. Moniruzzaman and T. Ono, *Biochem. Eng. J.*, 2012, **60**, 156–160.
- 72 R. Financie, M. Moniruzzaman and Y. Uemura, *Biochem. Eng. J.*, 2016, **110**, 1–7.
- 73 H. Zhao, *J. Chem. Technol. Biotechnol.*, 2015, **90**, 19–25.
- 74 S. Yamaguchi, E. Yamamoto, T. Mannen, T. Nagamune and T. Nagamune, *Biotechnol. J.*, 2013, **8**, 17–31.
- 75 D. Yu, Z. Xue and T. Mu, *Chem. Soc. Rev.*, 2021, **50**, 8596–8638.
- 76 A. P. Abbott, G. Capper, D. L. Davies, R. K. Rasheed and V. Tambyrajah, *Chem. Commun.*, 2003, 70–71.
- 77 A. Paiva, R. Craveiro, I. Aroso, M. Martins, R. L. Reis and A. R. C. Duarte, *ACS Sustainable Chem. Eng.*, 2014, **2**, 1063–1071.
- 78 K. Radošević, M. C. Bubalo, V. G. Srček, D. Grgas, T. L. Dragičević and I. R. Redovniković, *Ecotoxicol. Environ. Saf.*, 2015, **112**, 46–53.
- 79 Q. Zhang, K. D. O. Vigier, S. Royer and F. Jerome, *Chem. Soc. Rev.*, 2012, **41**, 7108–7146.
- 80 Y. H. Choi, J. van Spronsen, Y. Dai, M. Verberne, F. Hollmann, I. W. Arends, G.-J. Witkamp and R. Verpoorte, *Plant Physiol.*, 2011, **156**, 1701–1705.
- 81 Y. Dai, J. van Spronsen, G.-J. Witkamp, R. Verpoorte and Y. H. Choi, *Anal. Chim. Acta*, 2013, **766**, 61–68.
- 82 S. Maiti, G. Gallastegui, G. Suresh, S. J. Sarma, S. K. Brar, P. Drogui, Y. LeBihan, G. Buelna, M. Verma and C. R. Soccol, *Bioresour. Technol.*, 2018, **249**, 673–683.
- 83 M. K. Ghosh, M. S. Howard, Y. Zhang, K. Djebbi, G. Capriolo, A. Farooq, H. J. Curran and S. Dooley, *Combust. Flame*, 2018, **193**, 157–169.
- 84 N. A. S. Ramli, N. I. Hisham and N. A. S. Amin, *Sains Malays.*, 2018, **47**, 1131–1138.
- 85 A. Vivian, L. Fusaro, D. P. Debecker and C. Aprile, *ACS Sustainable Chem. Eng.*, 2018, **6**, 14095–14103.

- 86 A. Leal-Duaso, P. Pérez, J. A. Mayoral, E. Pires and J. I. García, *Phys. Chem. Chem. Phys.*, 2017, **19**, 28302–28312.
- 87 L. Jaafari, H. Ibrahim, B. Jaffary and R. Idem, *Renewable Energy*, 2019, **130**, 1176–1184.
- 88 Y. Liu, J. B. Friesen, J. B. McAlpine, D. C. Lankin, S.-N. Chen and G. F. Pauli, *J. Nat. Prod.*, 2018, **81**, 679–690.
- 89 V. I. Castro, R. Craveiro, J. M. Silva, R. L. Reis, A. Paiva and A. R. C. Duarte, *Cryobiology*, 2018, **83**, 15–26.
- 90 L. Lomba, E. Zuriaga and B. Giner, *Curr. Opin. Green Sustain*, 2019, **18**, 51–56.
- 91 F. Temelli, *J. Supercrit. Fluids*, 2009, **47**, 583–590.
- 92 X. Zhang, S. Heinonen and E. Levänen, *RSC Adv.*, 2014, **4**, 61137–61152.
- 93 J. M. DeSimone and W. Tumas, *Green chemistry using liquid and supercritical carbon dioxide*, Oxford University Press, 2003.
- 94 J. Rutkowska and A. Stolyhwo, *Food Chem.*, 2009, **115**, 745–752.
- 95 C. G. Pereira and M. A. A. Meireles, *Food Bioprocess Technol.*, 2010, **3**, 340–372.
- 96 D. A. Esquivel-Hernández, I. P. Ibarra-Garza, J. Rodríguez-Rodríguez, S. P. Cuéllar-Bermúdez, M. d. J. Rostro-Alanis, G. S. Alemán-Nava, J. S. García-Pérez and R. Parra-Saldívar, *Biofuels, Bioprod. Biorefin.*, 2017, **11**, 215–231.
- 97 I. Marrucho, L. Branco and L. Rebelo, *Annu. Rev. Chem. Biomol. Eng.*, 2014, **5**, 527–546.
- 98 L. Vidal, M.-L. Riekkola and A. Canals, *Anal. Chim. Acta*, 2012, **715**, 19–41.
- 99 J. L. Anderson, D. W. Armstrong and G.-T. Wei, *Anal. Chem.*, 2006, **78**, 2892–2902.
- 100 S. Shahriari, L. C. Tomé, J. M. Araújo, L. P. N. Rebelo, J. A. Coutinho, I. M. Marrucho and M. G. Freire, *RSC Adv.*, 2013, **3**, 1835–1843.
- 101 B. Tang, W. Bi, M. Tian and K. H. Row, *J. Chromatogr. B: Anal. Technol. Biomed. Life Sci.*, 2012, **904**, 1–21.
- 102 D. Han and K. H. Row, *Molecules*, 2010, **15**, 2405–2426.
- 103 Y. Chen and T. Mu, *Green Chem. Eng.*, 2021, **2**, 174–186.
- 104 A. Pieczykolan, W. Pietrzak, E. Rój and R. Nowak, *Open Chem.*, 2019, **17**, 302–312.
- 105 H. Passos, M. G. Freire and J. A. Coutinho, *Green Chem.*, 2014, **16**, 4786–4815.
- 106 D. Han, T. Zhu and K.-H. Row, *Bull. Korean Chem. Soc.*, 2011, **32**, 2212–2216.
- 107 T. V. Dinh, P. S. Saravana, H. C. Woo and B. S. Chun, *Sep. Purif. Technol.*, 2018, **196**, 287–299.
- 108 P. S. Saravana, Y.-N. Cho, H.-C. Woo and B.-S. Chun, *J. Cleaner Prod.*, 2018, **198**, 1474–1484.
- 109 T. J. Trivedi and A. Kumar, *Green Sustainable Chem.*, 2014, **4**, 190.
- 110 M. Sharma, J. P. Chaudhary, D. Mondal, R. Meena and K. Prasad, *Green Chem.*, 2015, **17**, 2867–2873.
- 111 G. Li, Y. Dai, X. Wang and K. Row, *Anal. Lett.*, 2019, **52**, 511–525.
- 112 X. Wang, G. Li and K. H. Row, *J. Sep. Sci.*, 2017, **40**, 3301–3310.
- 113 C. R. N. Gereniu, P. S. Saravana and B.-S. Chun, *Sep. Purif. Technol.*, 2018, **196**, 309–317.
- 114 A. K. Das, M. Sharma, D. Mondal and K. Prasad, *Carbohydr. Polym.*, 2016, **136**, 930–935.
- 115 G. Li and K. H. Row, *Anal. Lett.*, 2020, **53**, 188–202.
- 116 F. Putri Hernat and H. Yu, *Anal. Lett.*, 2016, **49**, 1154–1162.
- 117 E. D. Obluchinskaya, A. V. Daurtseva, O. N. Pozharitskaya, E. V. Flisyuk and A. N. Shikov, *Pharm. Chem. J.*, 2019, **53**, 243–247.
- 118 A. K. Das and K. Prasad, *Anal. Methods*, 2015, **7**, 9064–9067.
- 119 M. Martins, F. A. Vieira, I. Correia, R. A. Ferreira, H. Abreu, J. A. Coutinho and S. P. Ventura, *Green Chem.*, 2016, **18**, 4287–4296.
- 120 Y. Xu, Q. Wang and Y. Hou, *Mar. Drugs*, 2020, **18**, 618.
- 121 F. A. Vieira, R. J. Guilherme, M. C. Neves, A. Rego, M. H. Abreu, J. A. Coutinho and S. P. Ventura, *Sep. Purif. Technol.*, 2018, **196**, 300–308.
- 122 M. Martins, C. M. Albuquerque, C. F. Pereira, J. A. P. Coutinho, M. G. P. M. S. Neves, D. C. G. A. Pinto, M. A. F. Faustino and S. P. M. Ventura, *ACS Sustainable Chem. Eng.*, 2021, **9**, 1772–1780.
- 123 M. Martins, A. P. Fernandes, M. A. Torres-Acosta, P. N. Collén, M. H. Abreu and S. P. Ventura, *Sep. Purif. Technol.*, 2021, **254**, 117589.
- 124 M. Martins, L. M. d. S. Mesquita, B. M. C. Vaz, A. C. R. V. Dias, M. A. Torres-Acosta, B. Quéguineur, J. A. P. Coutinho and S. P. M. Ventura, *ACS Sustainable Chem. Eng.*, 2021, **9**, 6599–6612.
- 125 C. Miranda, C. van den Berg and M. Smolders, *Screening of ionic liquids for the extraction of proteins from the macro-alga *Ulva lactuca* aiming at an integrated biorefinery approach*, Instituto Superior Técnico of Lisbon, 2017.
- 126 L.-Q. Peng, W.-Y. Yu, J.-J. Xu and J. Cao, *Food Chem.*, 2018, **239**, 1075–1084.
- 127 K. Ghanemi, M.-A. Navidi, M. Fallah-Mehrjardi and A. Dadolahi-Sohrab, *Anal. Methods*, 2014, **6**, 1774–1781.
- 128 Z. Helalat-Nezhad, K. Ghanemi and M. Fallah-Mehrjardi, *J. Chromatogr., A*, 2015, **1394**, 46–53.
- 129 A. F. M. Cláudio, M. C. Neves, K. Shimizu, J. N. C. Lopes, M. G. Freire and J. A. Coutinho, *Green Chem.*, 2015, **17**, 3948–3963.
- 130 S. Machmudah, W. Diono, H. Kanda and M. Goto, *Eng. J.*, 2018, **22**, 13–30.
- 131 M. El Hattab, G. Culioli, L. Piovetti, S. E. Chitour and R. Valls, *J. Chromatogr., A*, 2007, **1143**, 1–7.
- 132 P. Subra and P. Boissinot, *J. Chromatogr., A*, 1991, **543**, 413–424.
- 133 P. C. Cheung, A. Y. Leung and P. O. Ang, *J. Agric. Food Chem.*, 1998, **46**, 4228–4232.
- 134 M. Becerra, S. Boutefnouchet, O. Córdoba, G. P. Vitorino, L. Brehu, I. Lamour, F. Laimay, A. Efstathiou, D. Smirlis and S. Michel, *Phytochem. Lett.*, 2015, **11**, 418–423.
- 135 P. Pérez-López, E. M. Balboa, S. González-García, H. Domínguez, G. Feijoo and M. T. Moreira, *Bioresour. Technol.*, 2014, **161**, 137–148.

- 136 A. T. Quitain, T. Kai, M. Sasaki and M. Goto, *Ind. Eng. Chem. Res.*, 2013, **52**, 7940–7946.
- 137 J. Zheng, Y. Chen, F. Yao, W. Chen and G. Shi, *Mar. Drugs*, 2012, **10**, 2634–2647.
- 138 R. Men'shova, F. Lepeshkin, S. Ermakova, O. Pokrovskii and T. Zvyagintseva, *Chem. Nat. Compd.*, 2013, **48**, 923–926.
- 139 P. C. Cheung, *Food Chem.*, 1999, **65**, 399–403.
- 140 D. Gao, R. Okuda and V. Lopez-Avila, *J. AOAC Int.*, 2001, **84**, 1313–1331.
- 141 I. Gamlieli-Bonshtein, E. Korin and S. Cohen, *Biotechnol. Bioeng.*, 2002, **80**, 169–174.
- 142 U. De Corato, R. Salimbeni, A. De Pretis, N. Avella and G. Patruno, *Postharvest Biol. Nanotechnol.*, 2017, **131**, 16–30.
- 143 J.-Y. Kang, B.-S. Chun, M.-C. Lee, J.-S. Choi, I. S. Choi and Y.-K. Hong, *J. Essent. Oil-Bear. Plants*, 2016, **19**, 46–51.
- 144 M. Ospina, H. I. Castro-Vargas and F. Parada-Alfonso, *J. Supercrit. Fluids*, 2017, **128**, 314–322.
- 145 C. Sevimli-Gur and O. Yesil-Celiktas, *Mol. Biol. Rep.*, 2019, **46**, 3691–3699.
- 146 S. P. Sivagnanam, S. Yin, J. H. Choi, Y. B. Park, H. C. Woo and B. S. Chun, *Mar. Drugs*, 2015, **13**, 3422–3442.
- 147 P. S. Saravana, A. Getachew, Y.-J. Cho, J. H. Choi, Y. B. Park, H. Woo and B. Chun, *J. Supercrit. Fluids*, 2017, **120**, 295–303.
- 148 N. Talib, M. R. Ahmad, M. I. A. Kadir, K. Ismail and A. F. C. Rahim, *Int. J. Eng. Technol.*, 2018, **7**, 105–108.
- 149 C. Crampon, O. Boutin and E. Badens, *Ind. Eng. Chem. Res.*, 2011, **50**, 8941–8953.
- 150 A. A. Shamsuri, D. K. Abdullah and R. Daik, *Cellul. Chem. Technol.*, 2012, **46**, 45–52.
- 151 A. Shamsuri, R. Daik, E. Zainudin and P. Tahir, *J. Reinf. Plast. Compos.*, 2014, **33**, 440–453.
- 152 A. M. Sousa, H. K. Souza, N. Latona, C. K. Liu, M. P. Gonçalves and L. Liu, *Carbohydr. Polym.*, 2014, **111**, 206–214.
- 153 T. J. Trivedi, K. S. Rao and A. Kumar, *Green Chem.*, 2014, **16**, 320–330.
- 154 A. A. Shamsuri and R. Daik, *Materials*, 2013, **6**, 682–698.
- 155 T. J. Trivedi, D. Bhattacharjya, J. S. Yu and A. Kumar, *ChemSusChem*, 2015, **8**, 3294–3303.
- 156 S. Bigot, G. Louarn, N. Kébir and F. Burel, *Appl. Surf. Sci.*, 2014, **314**, 301–307.
- 157 S. Bigot, G. Louarn, N. Kébir and F. Burel, *Carbohydr. Polym.*, 2013, **98**, 1644–1649.
- 158 D. Mondal, M. Sharma, C.-H. Wang, Y.-C. Lin, H.-C. Huang, A. Saha, S. K. Nataraj and K. Prasad, *Green Chem.*, 2016, **18**, 2819–2826.
- 159 M. Sharma, D. Mondal, N. Singh, K. Upadhyay, A. Rawat, R. V. Devkar, R. A. Sequeira and K. Prasad, *ACS Sustainable Chem. Eng.*, 2017, **5**, 3488–3498.
- 160 N. Özel and M. Elibol, *Carbohydr. Polym.*, 2021, **262**, 117942.
- 161 J. L. Shamshina and P. Berton, *Front. Bioeng. Biotechnol.*, 2020, **8**, 11.
- 162 L. Deng and L.-M. Zhang, *Colloids Surf., A*, 2020, **586**, 124220.
- 163 M. Latifi, A. Ahmad, N. H. Hassan, H. Ben Youcef and H. Kaddami, *Carbohydr. Polym.*, 2021, **273**, 118542.
- 164 T. Hashiguchi, K. Yamamoto and J.-i. Kadokawa, *Carbohydr. Polym.*, 2021, **270**, 118369.
- 165 S. C. Nunes, R. F. P. Pereira, N. Sousa, M. M. Silva, P. Almeida, F. M. L. Figueiredo and V. de Zea Bermudez, *Adv. Sustainable Syst.*, 2017, **1**, 1700070.
- 166 M. M. O. Netto, W. B. Gonçalves, R. W. C. Li and J. Gruber, *Sens. Actuators, B*, 2020, **315**, 128025.
- 167 R. Leones, F. Sentanin, L. Rodrigues, I. Marrucho, J. Esperança, A. Pawlicka and M. M. Silva, *EXPRESS Polym. Lett.*, 2012, **6**, 1007–1016.
- 168 S. R. Nadia, M. H. Khanmirzaei, S. Ramesh and K. Ramesh, *Ionics*, 2017, **23**, 1585–1590.
- 169 K.-T. Kwon, G. Jung, J.-E. Sim and B. Chun, *Korean J. Chem. Eng.*, 2011, **28**(10), 2044–2049.
- 170 G. Li and K. H. Row, *J. Liq. Chromatogr. Relat. Technol.*, 2017, **40**, 1037–1046.
- 171 X. Chen, L. Hu, R. Xing, S. Liu, H. Yu, Y. Qin, K. Li, R. Li and P. Li, *Eur. J. Lipid Sci. Technol.*, 2015, **117**, 1192–1198.
- 172 W. Lu, M. A. Alam, Y. Pan, J. Wu, Z. Wang and Z. Yuan, *Bioresour. Technol.*, 2016, **218**, 123–128.
- 173 Y. Pan, M. A. Alam, Z. Wang, D. Huang, K. Hu, H. Chen and Z. Yuan, *Bioresour. Technol.*, 2017, **238**, 157–163.
- 174 P. Lozano, J. M. Bernal, C. Gómez, E. Álvarez, B. Markiv, E. García-Verdugo and S. V. Luis, *Catal. Today*, 2020, **346**, 87–92.
- 175 Uju, A. T. Wijayanta, M. Goto and N. Kamiya, *Biomass Bioenergy*, 2015, **81**, 63–69.
- 176 T. Q. To, K. Procter, B. A. Simmons, S. Subashchandrabose and R. Atkin, *Faraday Discuss.*, 2018, **206**, 93–112.
- 177 M. Shankar, P. K. Chhotaray, R. L. Gardas, K. Tamilarasan and M. Rajesh, *Biomass Bioenergy*, 2019, **123**, 14–24.
- 178 X. Yu, J. Yang, H. Lu, S.-T. Tu and J. Yan, *Appl. Energy*, 2015, **160**, 648–655.
- 179 Y.-H. Kim, Y.-K. Choi, J. Park, S. Lee, Y.-H. Yang, H. J. Kim, T.-J. Park, Y. Hwan Kim and S. H. Lee, *Bioresour. Technol.*, 2012, **109**, 312–315.
- 180 V. C. A. Orr, N. V. Plechkova, K. R. Seddon and L. Rehmman, *ACS Sustainable Chem. Eng.*, 2016, **4**, 591–600.
- 181 E. Tommasi, G. Cravotto, P. Galletti, G. Grillo, M. Mazzotti, G. Sacchetti, C. Samori, S. Tabasso, M. Tacchini and E. Tagliavini, *ACS Sustainable Chem. Eng.*, 2017, **5**, 8316–8322.
- 182 W. Zhou, Z. Wang, M. A. Alam, J. Xu, S. Zhu, Z. Yuan, S. Huo, Y. Guo, L. Qin and L. Ma, *Int. J. Polym. Sci.*, 2019, **2019**, 9209210.
- 183 H.-Y. Yang, W.-J. Lu, Y.-C. Chen, K.-T. Chen, J.-C. Teng and H. Wan, *Biomass Bioenergy*, 2017, **100**, 108–115.
- 184 D. Mondal, M. Sharma, P. Maiti, K. Prasad, R. Meena, A. K. Siddhanta, P. Bhatt, S. Ijardar, V. P. Mohandas, A. Ghosh, K. Eswaran, B. G. Shah and P. K. Ghosh, *RSC Adv.*, 2013, **3**, 17989–17997.
- 185 S. S. de Jesus and R. M. Filho, *Renewable Sustainable Energy Rev.*, 2020, **133**, 110289.
- 186 L. Vázquez, C. Bañares, C. F. Torres and G. Reglero, *Annu. Rev. Food Sci. Technol.*, 2020, **11**, 319–337.