




Cite this: *Dalton Trans.*, 2024, **53**,
382

Unlocking the catalytic potential of gold(II) complexes: a comprehensive reassessment

Juan Carlos Pérez-Sánchez, ^{a,b} Raquel P. Herrera ^{*b} and
M. Concepción Gimeno ^{*a}

Gold(II) complexes, unlike their gold(I) and gold(III) counterparts, have been sparsely employed in the field of catalysis. This is primarily due to the challenges associated with isolating and characterising these open-shell species. However, these complexes offer a wide range of possibilities. On one hand, this intermediate oxidation state has proven to be more easily accessible through reduction and oxidation processes compared to the gold(I)/gold(III) redox couple, thereby facilitating potential homo-coupling and cross-coupling reactions. On the other hand, gold(II) exhibits Lewis acid behaviour, bridging the characteristics of the soft acid gold(I) and the hard acid gold(III). In this review, we focus on mono- and dinuclear gold(II) complexes, whether they are isolated and well-studied or proposed as intermediates in cross-coupling reactions induced by the action of oxidants or light. We delve into the unique reactivity and potential applications of these gold(II) species, shedding light on their role in this field. This comprehensive exploration aims to underscore the latent promise of gold(II) complexes in catalysis, offering insights into their structural and mechanistic aspects while highlighting their relevance in contemporary chemical transformations.

Received 3rd November 2023,
Accepted 6th December 2023

DOI: 10.1039/d3dt03687a

rsc.li/dalton

1. Introduction

Gold, a fascinating element, has captivated civilisations throughout history due to its remarkable physical attributes and resplendent golden hue. Nonetheless, from a chemical perspective, gold singularity extends further, it stands apart among transition metals, showing the lowest electrochemical potential across all metals.^{1,2} Paradoxically, gold has the highest electronegativity among all metals, proving its noble character but rendering its compounds thermodynamically metastable to reduction to elemental gold.^{3–7} While this chemical inertness might seem limiting, gold role in catalysis has experienced remarkable expansion since 1990 and has emerged as a powerful tool in recent decades.^{8–15}

Traditionally, elementary steps in catalytic cycles, such as oxidative addition, reductive elimination, transmetallation, and migratory insertion, were thought to be unfavourable, with gold role often limited to that of a Lewis acid for π -activation. However, recent years have witnessed significant advancements, transforming this perception.^{2,16,17}

The exploration of gold potential in catalysis is significantly augmented by the application of relativistic theory.¹⁸ Relativistic effects exert a profound influence on gold chemistry, causing a contraction in atomic and cationic radii. These effects also influence cationic orbital energies, promoting high *s*-character hybridisation for bonding. This gives rise to a suite of properties unique to gold complexes: an unusually small covalent radius, a distinctive yellow coloration, an inclination towards linear coordination geometry or heightened stability in higher oxidation states.¹⁹

Among gold complexes, the prevailing oxidation states are +I and +III, characterised by their distinct coordination geometries. Gold(I) complexes, with a $[\text{Xe}]5d^{10}$ electronic configuration, commonly exhibit linear coordination, although instances of three- and four-coordinated complexes have been reported.²⁰ In contrast, gold(III) complexes, featuring a $[\text{Xe}]5d^8$ electronic configuration, favour square-planar coordination.²¹

On the other hand, the prevalence of gold complexes showing a formal oxidation state +II has exhibited a marked increase, making this oxidation state almost conventional in contemporary gold chemistry. However, the abundance of gold(II) complexes remains limited when compared to their more frequently encountered gold(I) and gold(III) counterparts (Fig. 1).

The energy required to transition from atomic gold to Au^{2+} is relatively similar to the energy requirements for Cu^{2+} and Ag^{2+} formation. However, gold's tendency towards a +III oxi-

^aDepartment of Inorganic Chemistry, Instituto de Síntesis Química y Catálisis Homogénea (ISQCH), CSIC-Universidad de Zaragoza, C/Pedro Cerbuna 12, 50009 Zaragoza, Spain. E-mail: gimeno@unizar.es

^bDepartment of Organic Chemistry, Instituto de Síntesis Química y Catálisis Homogénea (ISQCH), CSIC-Universidad de Zaragoza, C/Pedro Cerbuna 12, 50009 Zaragoza, Spain. E-mail: raquelph@unizar.es



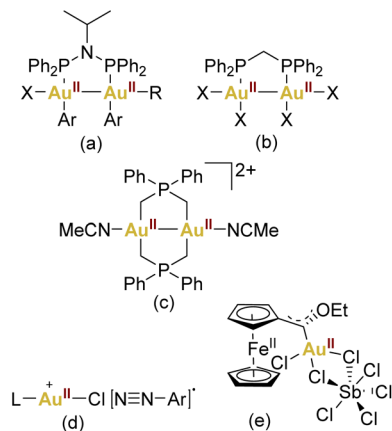


Fig. 1 Some selected examples of Au^{II} complexes (a–c) or proposed Au^{II} intermediates (d–e) in catalysis.

dation state is energetically more favourable than that of Cu or Ag. However, this rationale alone does not entirely explain the relative instability of the +II oxidation state in gold.²²

Disproportionation processes favourably generate Au⁺ and Au³⁺ species due to the distinctive electronic configuration of d⁹ metal complexes.²³ In these, an odd electron occupies a d_{x²-y²} orbital, inherently possessing considerably elevated energy compared to copper. This characteristic renders it highly susceptible to ionisation, prompting the favourable for-

mation of gold–gold bonds that enhance compound stability.²⁴

This propensity towards gold–gold bonding is notably exemplified by the formation of Au₂⁴⁺ core species, establishing a robust class of gold(II) dinuclear complexes (Fig. 1c).^{25,26}

Regarding mononuclear gold(II) derivatives, their scarcity is apparent, and a closer examination often reveals instances that can be better described as *pseudo*-gold(II) complexes. These are exemplified by compounds like the halides “AuX₂” or CsAuX₃ (Cs₂Au^IAu^{III}X₆, X = Cl, Br, I).^{27–29} This complexity emphasises the challenges associated with isolating mononuclear gold(II) species. Moreover, the interest in low-coordinate gold(II) intermediates has garnered attention, suggesting their plausibility as transient species in both photochemical and redox switchable gold-catalysed reactions.

Notably, Hashmi,³⁰ Toste,^{31–33} and Glorius,³⁴ have consistently expanded this proposal in the context of photocatalysis. However, a notable void exists in terms of conclusive structural or spectroscopic evidence supporting the presence of gold(II) within photocatalytic cycles (Fig. 1d). Furthermore, in the context of redox switchable catalysis, this field has been represented by Heinze and coworkers by using the ferrocene unit which can undergo a valence isomerisation from Fe^{III}/Au^I to Fe^{II}/Au^{II} (Fig. 1e).

The direct experimental validation of gold(II) species continues to pose a formidable challenge. This leads to an intriguing disparity wherein gold(II) complexes, in contrast to their



Juan Carlos Pérez-Sánchez

Juan Carlos Pérez-Sánchez was born in 1999 in Zaragoza, Spain. He earned his Bachelor's degree in Chemistry with the highest honors, receiving the “Bachelor Extraordinary Award” from the University of Zaragoza in 2021. In 2023, he achieved a Master's degree in Molecular Chemistry and Homogeneous Catalysis, also with honors and an “Extraordinary Award”.

Throughout his academic

journey, he received prestigious grants, including a Collaboration Fellowship in 2020–2021 and a JAE Intro CSIC Grant in 2021–2022, both under the guidance of Prof. M. Concepción Gimeno.

Currently, he is pursuing a Ph.D. in the Department of Inorganic Chemistry at the University of Zaragoza, supported by an FPU grant. He conducts his research under the joint supervision of Dr Raquel P. Herrera and Prof. M. Concepción Gimeno.

His research interests primarily revolve around Group 11 Metals & Ferrocene Chemistry, with a particular focus on developing molecular complexity and a diverse array of structures for various applications, including catalysis, synthesis, reactivity, and the exploration of biological properties.



Raquel P. Herrera

Raquel P. Herrera was born in Alicante (Spain), in 1977. She received her B.Sc. (1999) and M.Sc. degrees (2000) at the University of Alicante, Spain, and completed her Ph.D. (1999–2003) under the supervision of Prof. Guijarro and Prof. Yus at the same university. Then, she got a European postdoctoral contract with Prof. Ricci (Bologna, Italy) until March 2006, at which time she joined Prof. Lassaletta's and

Fernández's group at the IIQ-CSIC (Seville, Spain). She was appointed as a permanent researcher (ARAID program) at the ISQCH-University of Zaragoza in January 2008 and in 2012 she obtained a permanent position as Tenured Scientist of the Spanish Council of Research (CSIC) at the same Institute. Currently, she is Scientific Researcher since 2021. In 2012 she was awarded with the Lilly Prize for the best young scientist less than 40 years, in Spain. In 2021, she received an accessit in the Tercer Milenio 2021 Award in the category “Research and Future”. Her research focuses on asymmetric organocatalysis and its applications. She is the head of the Asymmetric Organocatalysis research group.



gold(i) and gold(III) counterparts, have been relatively unexplored in the context of gold catalysis. Nonetheless, these gold(II) complexes hold latent promise in addressing challenging reactions, and their potential remains underestimated. Therefore, this perspective intends to cover all these pivotal examples regarding gold(II) complexes in catalysis.

2. Gold(II) complexes and their use in catalysis

2.1. Mononuclear gold(II) complexes

Mononuclear gold(II) species featuring a d^9 configuration are anticipated to exhibit paramagnetism, manifesting through a distinctive four-line Electron Paramagnetic Resonance (EPR) signal, aligning with the nuclear spin characteristics of ^{197}Au ($I = 3/2$). This distinctive EPR signature serves as a crucial discriminant between authentic gold(II) complexes and those wherein the unpaired electron resides within the ligand orbitals.

The pioneering example of mononuclear gold(II) complexes dates back to 1990 when the Schröder group successfully characterised a gold(II) complex by using a chelating thioether ligand, 1,4,7-trithiacyclononane, encapsulating the gold(II) centre (Fig. 2a).³⁵ This complex, prepared by reduction of $\text{HAuCl}_4 \cdot \text{H}_2\text{O}$ in HBF_4/MeOH , exhibits limited delocalisation in the ligand and a configuration that effectively impedes the typical dimerisation and disproportionation pathways observed in highly reactive gold(II) species.

Another noteworthy example is $[\text{Au}^{\text{II}}\text{Xe}_4][\text{Sb}_2\text{F}_{11}]_2$, synthesised by Seppelt and coworkers by reduction of AuF_3 with



M. Concepción Gimeno

M. Concepción Gimeno received her PhD from the University of Zaragoza. After completing her postdoctoral work with Prof. Stone at the University of Bristol, she joined the Institute of Chemical Synthesis and Homogeneous Catalysis (ISQCH, CSIC-University of Zaragoza), where she has been a professor since 2008. Her scientific interests are focused on the design, study, and analysis of new group 11 metal compounds with specific catalytic, luminescent, and/or biological properties and potential applications. She has authored more than 300 scientific publications and has received several awards, including the IUPAC 2017 Distinguished Women in Chemistry or Chemical Engineering, the GEQO-Excellence in Organometallic Chemistry Research Award in 2017, the RSEQ-Excellence Research Award in 2018, and the Rafael Uson Medal in 2022, among others. She also is the head of the Gold and Silver Chemistry research group.

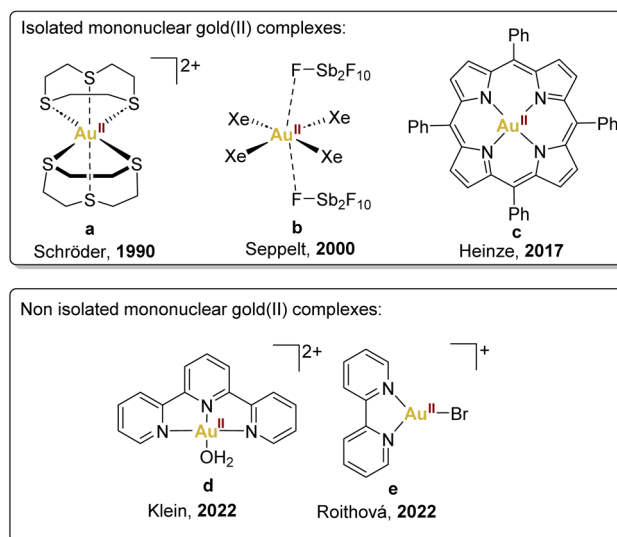


Fig. 2 Selected examples of mononuclear gold(II) complexes described previously: Schröder,³⁵ Seppelt,³⁶ Heinze,³⁷ Klein³⁸ and Roithová.³⁹

xenon, contributing significantly to the field (Fig. 2b).³⁶ It is essential to underscore the limiting conditions required for stabilising this xenon complex, achieved within HF/SbF_5 mixtures, requiring low temperatures and a xenon atmosphere to prevent decomposition. Unfortunately, these precise conditions restricted the exploration of its reactivity, leaving this aspect largely unexplored.

More recently, in 2017, Heinze's group accomplished the isolation of a neutral mononuclear porphyrinato gold(II) complex, $\text{Au}(\text{TPP})$, as a stable and sublimable material (Fig. 2c).³⁷ This was achieved by the reduction of $[\text{Au}(\text{TPP})][\text{PF}_6]$ with cobaltocene or KC_8 , followed by recrystallisation or sublimation processes. Single-crystal X-ray diffraction analysis of $\text{Au}(\text{TPP})$ in the solid-state validated its genuinely mononuclear nature.

In addition, in 2022, Klein's group, employing Density Functional Theory, demonstrated that the gold(III) complex, $[\text{Au}^{\text{III}}(\text{OH})(\text{terpy})]^{2+}$, cleaves C–H and O–H bonds *via* concerted proton-coupled electron transfer (cPCET).³⁸ This mechanism involves simultaneous yet separate movement of both proton and electron, resulting in the reduction of the gold(III) centre to gold(II) through a single electron transfer, thus generating a $[\text{Au}^{\text{II}}(\text{OH}_2)(\text{terpy})]^{2+}$ (Fig. 2d).

In the same year, Straka, Roithová, and coworkers provided another example of gold(II) complexes with bidentate and tridentate ligands generated in the gas phase (Fig. 2e).³⁹ This exploration delved into the spectroscopic and electronic properties of $[\text{Au}^{\text{II}}(\text{bipy})(\text{X})]^+$ complexes, revealing intriguing parallels with copper(II) complexes. The analogous electronic spectra of gold(II) and copper(II) complexes underscored the potential for comparative studies in understanding their reactivity.

Despite the existence of mononuclear gold(II) complexes (Fig. 2),^{35–44} to the best of our knowledge, these species have



neither been utilised as catalysts nor suggested as intermediates in catalysis in the literature so far. However, this situation may change in the next future if more stable gold(II) species are reported or if formal mononuclear gold(II) complexes would be used.

2.2. Dinuclear gold(II) complexes or “pseudo-gold(II) complexes”

As previously discussed, the inherent instability of gold(II) complexes can be attributed to the unfavourable energy associated with the odd electron configuration. However, the formation of a metal–metal bond in dinuclear gold(II) complexes introduces an element of additional stability, thereby mitigating decomposition pathways. The use of supporting bridging ligands preorganises the gold centres for oxidative addition, thereby minimising the entropy cost.

Notably, to facilitate the valence change in Au^I complexes, the involvement of robust external oxidants becomes necessary. Examples of these include SelectfluorTM and hypervalent iodine reagents.^{45–48} These oxidants play a crucial role in promoting the required valence transformation.

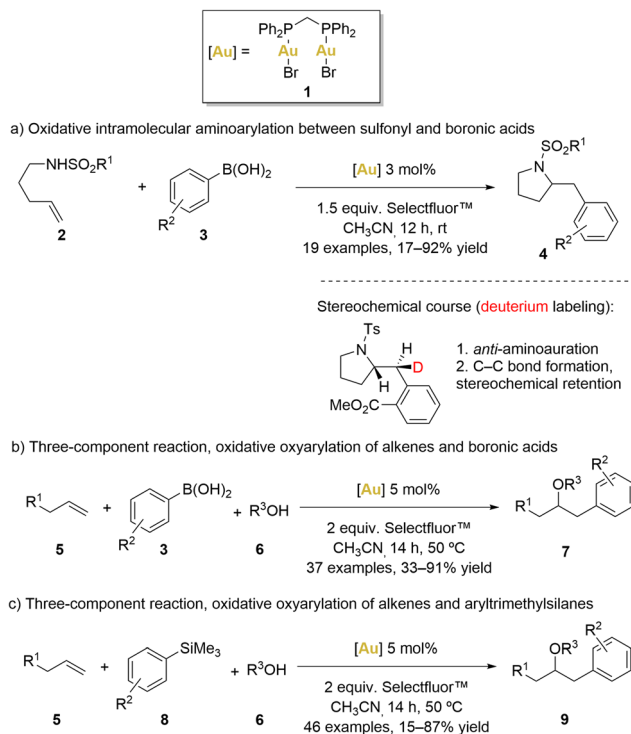
The presence of aurophilic interactions within dinuclear gold(I) complexes manifests in a rich redox chemistry. This encompasses Au^I–Au^I, Au^I–Au^{III}, and Au^{II}–Au^{II} interactions, which collectively offer exciting prospects for applications in gold(I)-catalysed redox carbon–carbon couplings. The concept of oxidative addition in dinuclear gold complexes was initially explored by Schmidbaur *et al.* in the 1970s.^{49,50}

The utilisation of stoichiometric gold(I) dinuclear complexes for generating and investigating the reactivity of resulting Au^{II}–Au^{II} species has garnered significant attention. However, the exploration of the potential catalytic activity of these complexes has been somewhat limited. Notably, while the catalytic activity of these complexes in their Au^I–Au^I form has been extensively studied, it is worth highlighting the emergence of transient gold(II) species as proposed intermediates in catalytic reactions involving dinuclear gold(I) complexes. This intriguing development suggests the exciting prospect of harnessing the catalytic potential of gold(II) complexes through the controlled generation and active involvement of these intermediates in catalysis.

In 2010, Toste's group introduced an innovative intramolecular amino-arylation reaction employing the [(μ-dppm)(AuBr)₂] (dppm = bis(diphenylphosphino)methane) complex **1** as catalyst (Scheme 1a).⁵¹

Initially, a comprehensive catalyst screening involving various monophosphane [(AuPPh₃X), X = Cl, OTf, OBz, Br and I] revealed the formation of [Au(PPh₃)₂]⁺ species, which are known to be catalytically inert.⁵² Consequently, a hypothesis was formulated, suggesting that a robust aurophilic interaction between Au^I and Au^{III} centres within complex **1** could disrupt the formation of bisphosphane-gold species. As predicted, the use of [(μ-dppm)(AuBr)₂] as the catalyst elevated the yield to 81% even at room temperature.⁵³

Motivated by the promising results achieved with this complex, Toste's group expanded their approach in the same



Scheme 1 Gold-catalysed oxidative C–C couplings reported by Toste and coworkers.

year, broadening the catalyst's scope to study additional three-component oxyarylation reactions between alkenes, water or alcohols, and boronic acids (Scheme 1b).⁵⁴

Similar to previous examples, this strategy involved oxidising the gold(I) species in the presence of SelectfluorTM to generate a gold(II) intermediate. This gold(II) intermediate exhibited sufficient electrophilicity to activate alkenes (**5**), facilitating a nucleophilic attack by alcohols or water (**6**) to generate an organo-gold(III) intermediate. Subsequently, a bimolecular reductive elimination process *via* a 5-membered transition state was proposed, facilitated by the strong B–F bond, leading to the formation of product **7**. Importantly, the reluctant behaviour of gold(II) to undergo β-hydride elimination prevented the formation of ketone products. Usually, C–Au bonds exhibit a predilection for protodeauration over β-hydride elimination.^{2,8,55–57} Remarkably, gold-hydride species are infrequently encountered and pose challenges in terms of accessibility. However, it is only in recent years that gold hydride complexes have been isolated and their reactivity studied.

Notably, SelectfluorTM not only acted as an efficient oxidant but also the strong affinity between boron and fluorine atoms potentially made the Au^{II}–alkyl moiety more electrophilic and the boronic acid component more nucleophilic, facilitating the electrophilic aromatic substitution and the bimolecular reductive elimination process.

In the same year, Toste and coworkers also reported a gold-catalysed oxyarylation of alkenes (**5**) using aryl silanes (**8**) and



alcohols (**6**) as coupling partners (Scheme 1c).⁵⁸ Aryl silanes proved to be efficient coupling partners, avoiding the formation of undesirable homo-coupling by-products. Remarkably, Selectfluor™ played a dual role in this process, serving as both oxidant and activator for the aryl silanes. These functional groups indeed displayed good compatibility when aryl boronic acids were replaced by aryltrimethylsilanes. Furthermore, intramolecular coupling reactions were also found to be accessible with moderate to high yields.

In the preliminary proposals, these coupling reactions were envisioned to proceed through a redox cycle involving the initial oxidation of gold(I) to gold(III) using Selectfluor™ (Scheme 2, **10b**), followed by the C–C bond formation through bimolecular reductive elimination. A year later, Toste's group undertook a multifaceted approach, combining density functional theory (DFT) calculations with experimental observations, to unveil a revised oxidative heteroarylation mechanism (Scheme 2).⁵⁹ This new mechanism would comprise three principal steps: (1) bimetallic oxidation (2-electron, 2-centre), facilitated by Selectfluor™, (2) alkene activation followed by nucleophilic addition, and (3) bimolecular reductive elimination.

According to the authors' studies, the formation of binuclear Au(II)–Au(II) intermediates lowered the barriers for all depicted steps. Theoretical studies indicated that the bidentate ligand (dppm) facilitated oxidative addition to both gold centres due to minimal entropic costs. This was also supported by cyclic voltammetry (CV). The voltammograms of complex **1** displayed two irreversible, one-electron oxidation waves cathodically shifted by 140 mV compared to benchmark complexes: the mononuclear [Au(BnPPH₂)Cl] (Bn = Benzyl) and the dinuclear [(μ-dppm)(AuCl)(AuCl₃)] employed as models for a Au^I and Au^I–Au^{III} complexes, respectively. These potential shifts could indicate that aurophilic interactions could regulate the redox potential, decreasing the energy barrier. In fact, the facile oxidative addition of the dinuclear complex **1** was driven by Au^{II}–Au^{II} σ-bond formation.

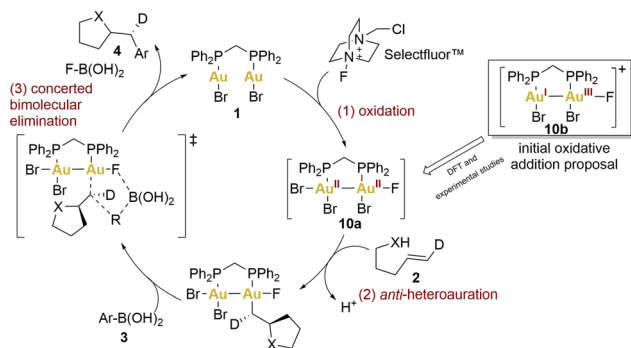
Finally, heteroarylation would take place in an *anti*-sense manner, resulting in the formation of a neutral alkylgold species. Subsequently, a concerted bimolecular reductive elim-

ination with an arylboronic acid succeeds, retaining the stereochemistry and yielding a catalytic process that exhibits an overall inversion of stereochemistry, as has been observed previously.⁵¹

In 2014, Levin and Toste introduced a gold-catalysed C–C coupling between arylboronic acids and allyl bromides (Scheme 3).⁶⁰

This reaction employed [(μ-Ph₂PⁱPrNPPH₂)(AuCl)₂] **11** as catalyst, working within a net redox-neutral cycle without the need of an external oxidant. This method provided access to diverse sp²–sp³ coupled products under mild conditions (65 °C), exhibiting complete tolerance for air and water. A broad array of electron-donating substituents on the aryl group, as well as iodine substituents and various derivatives of allyl bromides **12** (1-substituted, 2-substituted or cyclic 1,2-disubstituted), were well-tolerated, giving products **13** with yields from 35% to 86%. Remarkably, the reaction demonstrated orthogonal reactivity, high efficiency and chemoselectivity.

A plausible mechanism is depicted in Scheme 3. The initial step involves a transmetallation from the boronic acid **3** generating a gold(I) diaryl complex **14**. Based on stoichiometric reactivity of **11** and radical clock experiments (which argue against radical coupling), the authors proposed that transmetallation precedes oxidative addition. The process of transmetallation involving arylboronic acids serves to enhance the electron density around the gold centres, effectively easing the subsequent oxidative addition step with allyl bromides. Achieving two-electron oxidative addition with Au(I) complexes is often a challenging task. Nonetheless, the significance of the Au^{II}–Au^{II} intermediate in this particular transformation cannot be underestimated, as it potentially represents a pivotal factor in the overall mechanism. Regrettably, attempts to directly isolate or detect this intermediate did not yield fruitful results.



Scheme 2 Revised mechanism of the aminoarylation reaction proposed by Toste and coworkers.



Scheme 3 (a) Gold-catalysed cross-coupling reaction between boronic acids and allyl bromides. (b) Proposed catalytic cycle.



Gold(II) complexes possess the potential to play a significant role, not solely in C–C cross-coupling reactions, but also in enhancing their utility as Lewis acids for activating alkenes and alkynes for nucleophilic additions. In this context, the counterparts of gold(I) and gold(III) have been extensively studied, illustrating distinct reactivity due to their divergent soft/hard Lewis acid behaviour.^{61,62}

In 2016, Wade and coworkers introduced an elegant cascade reaction that involves an intramolecular hydroamination reaction followed by an intermolecular Mukaiyama addition, testing dinuclear gold(II,II) and gold(III,III) phosphorus ylide complexes as catalysts (Scheme 4).⁶³

These bridging ligands with a strong σ -donating character impart remarkable stability across a wide range of oxidation states, prompting the authors to synthesise two acetonitrile solvates of Au^{II}–Au^{II} **16a** and Au^{III}–Au^{III} **16b** complexes, envisioning their potential as active Lewis acid catalysts.

The crystal structure of both complexes was determined and remarkably both dinuclear complexes showed different behaviour within short Au...Au contacts. While for complex **16a** the intermetallic distance Au–Au (2.5580(2) Å) was found to be among the shortest observed for a dinuclear gold complex bearing a phosphorus ylide ligand, for complex **16b** they found a weak aurophilic interaction (3.0673(10) Å), which was explained as face-to-face pairing of square planar complexes (Fig. 3).

With these fully characterised complexes **16a** and **16b** in hand, authors screened them in a Mukaiyama addition reaction involving a silyl enol ether and either crotonaldehyde or cyclohexenone. The results were compared to those of other gold(I) Lewis acids, such as [Au(OTf)(L)] (L = PPh₃ or IPr). Notably, when employing cyclohexenone as the substrate and a catalytic loading of 4 mol%, complex **16a** displayed significantly superior activity compared to **16b** (88% yield vs. 45% yield). Given that both adjacent gold centres in **16a** may participate in substrate activation, the researchers opted to reduce the catalytic loading to 0.5 mol%. This led to complete conversions within 12 hours using complex **16a** for the reaction. However, no reaction was observed with [Au(OTf)(PPh₃)], likely due to its higher susceptibility to deactivation in contrast to complex **16a**.

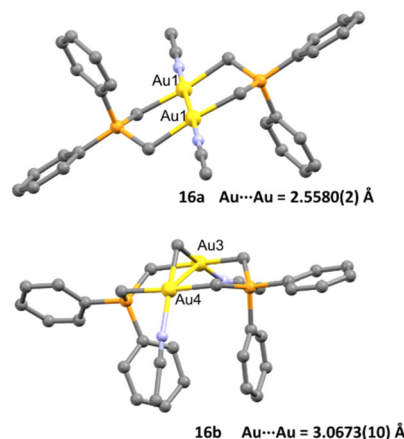


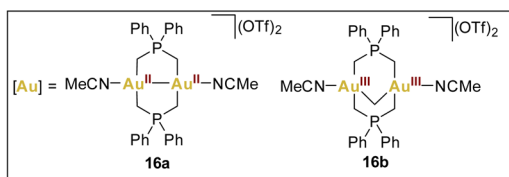
Fig. 3 Crystal structure of complexes **16a** and **16b**. Adapted with permission from ref. 63 Copyright © American Chemical Society.

Indeed, the Gutmann-Becket method⁶⁴ was employed to assess the relative Lewis acidity of gold complexes, by measuring the variation in the ³¹P NMR chemical shift between an internal standard like Et₃PO and gold-coordinated Et₃PO complexes. The results of this analysis indicated that both complexes **16a** and **16b** demonstrated comparable levels of Lewis acidity. However, complex **16a** exhibited faster ligand exchange rate compared to complex **16b**. Consequently, it was suggested that the efficiency of catalysing enone additions appeared to correlate more effectively with the rates of ligand exchange than with the apparent Lewis acidity.

Building upon these findings, the authors proceeded to assess the performance of these complexes in a hydroamination reaction involving phenylacetylene. Once again, they observed remarkable results with complex **16a**. Interestingly, a trend emerged where the best yields using **16a** were obtained with more sterically hindered amines. In contrast, for complex **16b**, less hindered amines led to better results. The authors hypothesised that these observed differences could be attributed to increased steric hindrance around the Au centres in complex **16b**. This hindrance seemed to block the nucleophilic attack on the activated alkyne, particularly when the amine was more hindered.

Recognising the versatility of both complexes, the researchers eventually applied them in a cascade reaction (Scheme 4) between an *o*-alkynyl aniline **17** and cyclohexenone **18**, involving an intramolecular hydroamination reaction followed by an intermolecular enone addition step, resulting in the generation of a 2,3-substituted indole. Complex **16a** facilitated the formation of indole **19** with good yields.

The remarkable ability of the gold(II) complex **16a** to act as both a soft carbophilic and hard oxophilic Lewis acid was demonstrated in this cascade reaction sequence. While complex **16a** proved to be an effective catalyst for this cascade sequence, complex **16b** and the commonly used gold(I) catalysts [Au(OTf)(PPh₃)] and [Au(IPr)(OTf)] were found to be ineffective. This further highlights the diverse and promising



Scheme 4 Gold(II)-catalysed tandem reaction.



potential of harnessing gold(III) complexes in various catalytic applications.

In 2019, Xie and coworkers achieved a notable cross-coupling feat by employing dinuclear gold(I) complexes for a challenging reaction between arylsilanes and arylboronates (Scheme 5a).⁶⁵ The choice of complex **11**, influenced by Toste *et al.*, demonstrated superior performance, underscoring the vast versatility and potential scope of dinuclear gold(III) complexes.

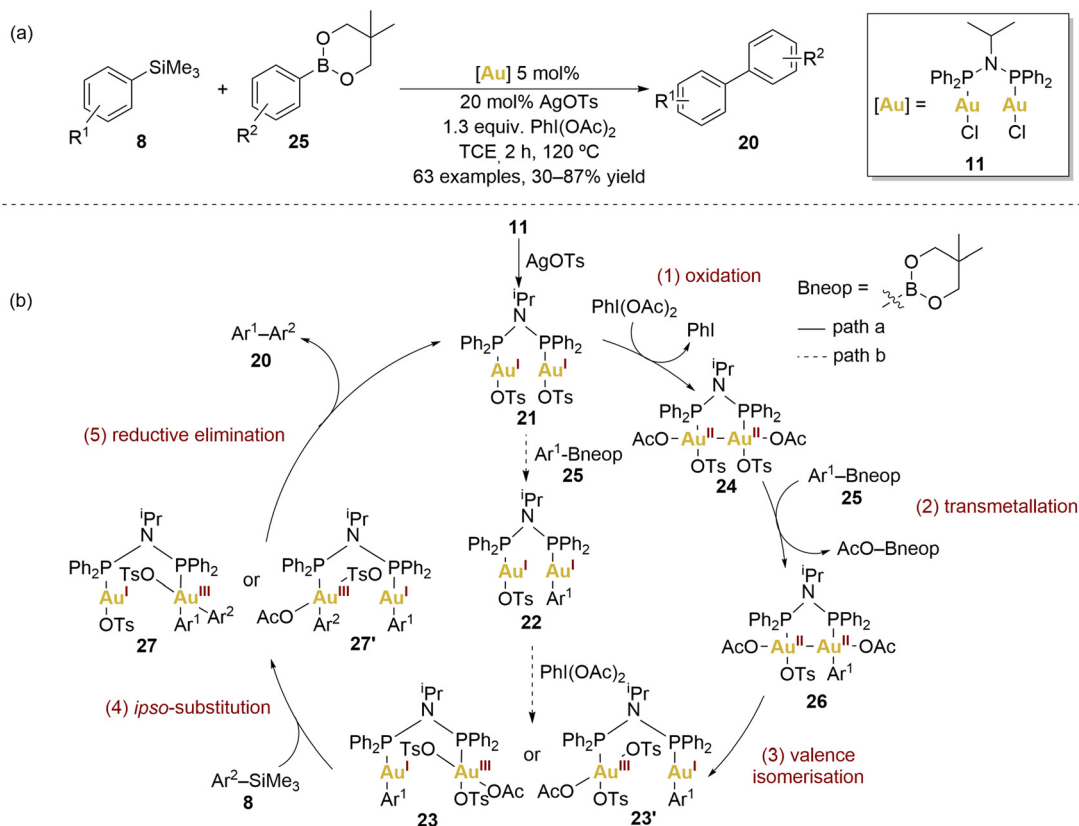
They explored a broad scope of arylsilanes **8** and arylboronates **25** revealing remarkable functional group tolerance and consistently achieving moderate to good yields of the biaryl **17** coupling products. Significantly, the dinuclear gold catalyst effectively suppressed oxidative homocoupling, a challenge persistently encountered in mononuclear gold catalysis. Furthermore, it was highlighted the promising attributes of gold catalysts compared to counterparts based on palladium or nickel.

Xie and coworkers elucidated the plausible mechanism behind this transformation (Scheme 5b, path a). The first step consists of the oxidation of the dinuclear gold(I) complex **21** by $\text{PhI}(\text{OAc})_2$, forming a dinuclear $\text{Au}^{\text{II}}\text{-Au}^{\text{II}}$ complex **24**. Based on their mechanistic experiments, authors gave some insight about the nature of these $\text{Au}^{\text{II}}\text{-Au}^{\text{II}}$ intermediates through experimental investigations. The cyclic voltammetry of **11** revealed its tendency to undergo double one-electron ox-

idation, resulting in the formation of an $\text{Au}^{\text{II}}\text{-Au}^{\text{II}}$ intermediate. To confirm this hypothesis, they monitored the reaction between **11**, AgOTs, and $\text{PhI}(\text{OAc})_2$ in trichloroethylene at room temperature by ^{31}P NMR. They observed the appearance of a new chemical shift within 30 minutes when excess of oxidant and AgOTs were added, suggesting the formation of **24**. Notably, oxidation occurred slowly in the absence of silver additives, indicating the importance of the counterion in the oxidation process. Intermediate **24** was further confirmed by high-resolution mass spectrometry but proved to be relatively unstable, decomposing within several minutes at room temperature.

In order to investigate the transmetalation capability of arylsilanes **8**, control reactions employing the benchmark complex $[\text{AuCl}(\text{PPh}_3)]$ revealed that arylsilanes undergo exclusive activation in the presence of $\text{PhI}(\text{OAc})_2$. In contrast, arylboronates exhibited activation either by the $\text{Au}(\text{III})$ complex generated through oxidation with $\text{PhI}(\text{OAc})_2$ or the $\text{Au}(\text{I})$ complex in the presence of an external base.

To ascertain which coupling partner reacts more rapidly under standard conditions with the dinuclear gold catalyst **11**, the authors examined the consumption of both coupling partners (**8** and **25**) and the yield of the cross-coupling product **20** in the initial 15 minutes. The rate of disappearance of arylboronate **25** significantly outpaced that of arylsilanes **8**, with the accumulation of the desired product **20** maintaining a compar-



Scheme 5 (a) Gold-catalysed biaryl cross-coupling reaction between arylboronates and arylsilanes. (b) Proposed catalytic cycle.



able rate to the consumption of arylsilanes. This brief induction period might arise from ligand dissociation, oxidation, or the formation of a highly active gold catalyst.

In view of these results, the second proposed step involved **24** in transmetalation with Ar–Bneop **25**, generating another intermediate **26**. The loss of symmetry in the dinuclear Au^{II}–Au^{II} complex induced the valence isomerisation of **26** into a dinuclear Au^I–Au^{III} species (**23** or **23'**). An *ipso*-substitution on the Au(III) centre was suggested to activate arylsilanes. The final step involved facile reductive elimination from **27** or **27'**, yielding the desired biaryl cross-coupling product.

The authors additionally described an alternative, less probable pathway (Scheme 5b, path b), proposing that transmetalation with the arylboronate **25** might precede the subsequent oxidation–isomerisation steps. Nevertheless, experiments involving transmetalation with arylboronates and gold(I) complexes rendered lower yields in comparison to the transmetalation reaction with gold(III) complexes.⁶⁵

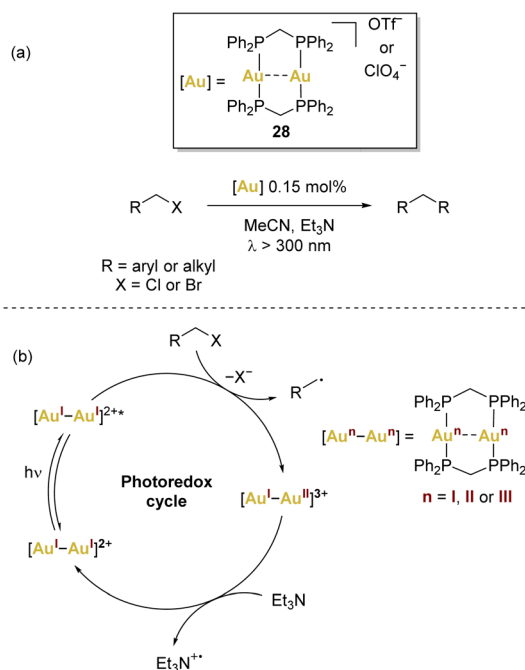
2.3. Gold(II) complexes in photocatalysis

The integration of gold catalysis with photochemical conversions has introduced a novel and synthetically valuable reactivity pattern. This innovative approach involves the fusion of gold catalysis with photoredox catalysis. This strategy has effectively tackled the challenge posed by the Au^I/Au^{III} redox cycle, as it allows for the circumvention of the harsh reaction conditions that were previously required for this type of transformation. Notably, this approach has gained significant interest since Che's seminal work (Scheme 6a) on light-driven gold catalysis,^{66,67} with a common theme emerging across various instances: the postulation of gold(II) species as pivotal intermediates in these reactions. However, there is still lack of structural and spectroscopic evidence of gold(II) in the catalytic cycles.

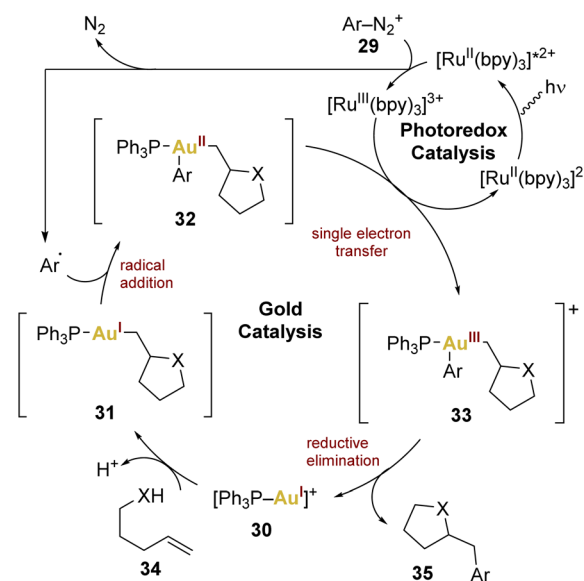
An effective approach to categorise gold role in photocatalysis involves dividing it into two distinct groups: the use of mononuclear complexes either in the presence of a cocatalyst or independently (photocatalyst itself), and the utilisation of dinuclear complexes as standalone photocatalysts.

In this context, Glorius and coworkers introduced the combination of gold and photoredox catalysis in 2013,⁶⁸ showcasing its potential in oxy- and aminoarylation of alkenes using aryldiazonium salts, employing a gold(I) catalyst and a [Ru(bpy)₃][PF₆]₂ complex as photosensitiser. The catalytic cycle (Scheme 7) involves the excitation of the photocatalyst followed by an oxidative quenching by the aryldiazonium salt **29**, generating an aryl radical transferred to the gold(I) centre to form gold(II) **32**. A single electron transfer (SET) leads to gold(III) **33** and reductive elimination releases the product **35**, regenerating the gold(I) catalyst **30**.

This mechanistic trend served as a general insight into understanding dual gold/photoredox catalysis. In 2016, a significant advancement emerged as it was proposed that the interaction between mononuclear gold(I) complexes and aryldiazonium salts could occur without the need for an additional photoredox catalyst.⁶⁹



Scheme 6 (a) Che's seminal work using [(μ -dppm)₂Au₂]²⁺ (dppm = bis(diphenylphosphino)methane), and (b) common proposed mechanism involving complex **28**.



Scheme 7 Proposed mechanism employing a mononuclear gold(I) catalyst and a Ru(II) photocatalyst in a oxy- and aminoarylation of alkenes.

Hashmi and collaborators exemplified this concept through the 1,2-difunctionalisation of alkynes, yielding α -arylketoones. This pioneering work in photosensitiser-free gold photocatalysis led to propose a mechanism (Scheme 8). This proposal was based on the observation that coordinatively saturated gold(I) catalyst and the aryldiazonium salts do not exhibit absorption



of blue LEDs light. Consequently, a significant step was required to initiate the mechanism, specifically, a SET from the gold(I) complex to the aryldiazonium salt, leading to the formation of an aryl diazo radical **37** and a gold(II) complex **36**. Subsequent oxidative recombination yielded a gold(III) intermediate **38** (no proof of existence of this intermediate), activating the alkyne **43** for nucleophilic addition giving rise to **39**. A reductive elimination from the vinyl intermediate **40** led to the formation of product **42**, by hydrolysis of the enol **41**, and catalyst regeneration.

In the context of dinuclear gold complexes, $[(\mu\text{-dppm})_2\text{Au}_2]^{2+}$ **28** has garnered significant attention, standing out in a multitude of photoredox transformations. Notably pioneered by Che and coworkers, as far as we are aware, this compound remains the sole dinuclear gold(I) complex employed in photoredox transformations to date. In these reactions, a recurring mechanism involving inner-sphere single electron transfer has been proposed (Scheme 6b), leading to the formation of mixed-valence $\text{Au}^{\text{I}}\text{-Au}^{\text{II}}$ species that act as key intermediates.

While a comprehensive discussion is encouraged, it's worth noting that more extensive insights into this field can be found in recent reviews by Xie and Hashmi,^{70,71} providing a more in-depth exploration of the intricacies surrounding this exciting avenue of research.

2.4. Gold(II) complexes and redox switchable catalysis

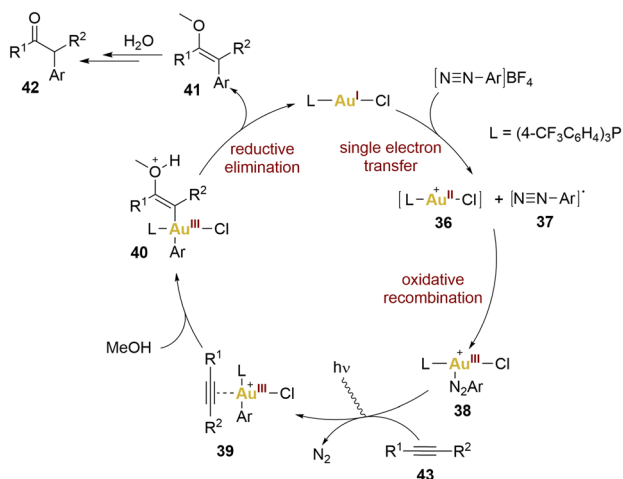
In 1995, Wrighton and coworkers introduced the concept of redox-switchable catalysis (RSC),⁷² which involves modifying the catalytic activity of a transition metal and its complexes by manipulating the electron-donating or electron-withdrawing properties of a coordinated ligand. Ferrocene (Fc), due to its reversible oxidation process, is commonly used as the redox-active component in such catalytic systems.

In the context of gold(II) catalysis, Heinze's group made a significant contribution in 2019.⁷³ They synthesised and

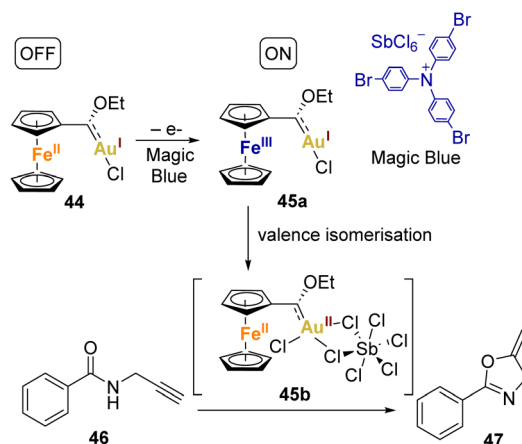
characterised a ferrocenyl-Fischer carbene gold(I) complex that serves as a precatalyst. This complex can be activated through the oxidation of the ferrocene moiety, leading to a reduction in the donor ability of the ligand and an increase in the catalytic activity of the complex (Scheme 9). Characterisation of the complex was conducted through various methods including NMR, UV/Vis spectroscopy, LIFDI mass spectrometry, and cyclic voltammetry. The CV exhibited a reversible one-electron oxidation at $E_{1/2} = 0.58$ V (CH_2Cl_2), attributed to the ferrocenyl carbene oxidation process. Additionally, small oxidation waves preceding the reversible wave (140 to 310 mV) were tentatively attributed to the oxidation of minority species, dimers of the complex held together by $\text{Au}\cdots\text{Au}$ interactions in both solid and solution states.

Heinze and coworkers went further, as they chemically oxidised the complex using Magic Blue ($[\text{N}(p\text{-C}_6\text{H}_4\text{Br})_3][\text{SbCl}_6^-]$) and analysed it through X-band EPR spectroscopy. The EPR studies indicated that Magic Blue initially oxidises the ferrocene unit in the complex **44**, resulting in the formation of the cationic $\text{Fe}^{\text{III}}\text{Au}^{\text{I}}$ electromer **45a**. Subsequently, the $\text{Fe}^{\text{III}}\text{Au}^{\text{I}}$ electromer **45a** gradually transforms into a $\text{Fe}^{\text{II}}\text{Au}^{\text{II}}$ electromer **45b**, suggesting substantial reorganisation following the initial Fc/Fc^+ oxidation. DFT studies supported this concept, indicating that the gold(II) centre needs stabilisation by additional donor ligands (such as counterions or substrates) to prevent aggregation or disproportionation. The Fc/Fc^+ couple momentarily stabilises complex *via* valence isomerisation, preventing aggregation or disproportionation of the unsaturated gold(II) centre in the absence of donor ligands.

To assess the impact of this redox behaviour on catalysis, they applied it to the cyclisation of *N*-(2-propyn-1-yl)benzamide **46** to 2-phenyl-5-vinylidene-2-oxazoline **47** (Scheme 9). The redox-switchable catalyst displayed a reversible shift from a highly active state (**45b**), where the coordination of unsaturated gold(II) centres is prominent, to an inactive state characterised by saturated gold(I) centres (**44**). Interestingly, the addition of



Scheme 8 Proposed mechanism for the photosensitiser-free 1,2-defunctionalisation of alkynes.



Scheme 9 Depiction of the redox switchable catalysis with ferrocenyl gold(II) complexes and its use in a cyclisation reaction.



extra Ag(I) or Cu(II) salts was unnecessary to activate the catalyst.

Importantly, most of the catalyst remained active during subsequent substrate conversions, maintaining a similar turnover frequency (TOF) and eliminating the need for an induction period after full initial conversion. The addition of decamethylferrocene FeCp_2^* as a reducing agent halted catalytic turnover, while re-oxidation using Magic Blue re-initiated catalysis. In summary, the catalytic mixture involving catalyst and the oxidant demonstrated the ability to form catalytically active gold(II) species, which could be reversibly turned on and off through reduction and oxidation, respectively.

In 2022, Heinze's group introduced a novel ferrocenyl acyclic diamino carbene.⁷⁴ This carbene displayed reversible oxidation, evidenced through cyclic and square wave voltammetry. The initial formation of ferrocenium ions was uniquely confirmed using EPR spectroscopy, followed by a slower, potentially intramolecular, electron transfer. This process led to the generation of persistent EPR-active species, possibly with gold(II) character. However, the potential of these species in redox-switchable gold catalysis remains unexplored.

3. Conclusions and perspectives

In this review, our primary focus has been on the role of gold(II) complexes in catalysis, encompassing both mono- and dinuclear gold(II) complexes, whether they are well-studied and isolated or proposed as intermediates in catalytic reactions. While mononuclear gold(II) complexes remain a synthetic challenge, and none have been used in catalysis to date, the potential of gold(II) dinuclear species in the field is significant. Gold(I) dinuclear complexes containing three-atom bridging ligands have shown promise in generating $\text{Au}^{\text{II}}\text{-Au}^{\text{II}}$ species upon oxidation. This capability presents an exciting avenue to harness the potential of transient gold(II) species as proposed intermediates in catalytic reactions involving these dinuclear gold(I) complexes. It has been demonstrated that these gold(II) intermediates exhibit sufficient electrophilicity to activate multiple bonds, facilitating nucleophilic attacks, leading to the formation of organo-gold(III) intermediates and subsequent reductive elimination processes. The mechanism has been supported by a combination of density functional theory (DFT) calculations and experimental observations. These studies reveal that the formation of binuclear $\text{Au}^{\text{II}}\text{-Au}^{\text{II}}$ intermediates reduces the energy barriers for all the depicted steps, with the bidentate bridging ligand minimising entropic costs during oxidative addition to both gold centres.

Additionally, the integration of gold catalysis with photochemical conversions has introduced a novel and valuable reactivity pattern, circumventing the challenges offered by the $\text{Au}^{\text{I}}/\text{Au}^{\text{III}}$ redox cycle and enabling milder reaction conditions. While there is a growing consensus on the importance of gold(II) species as pivotal intermediates in these reactions, there is still a lack of structural and spectroscopic evidence of their presence. Further research in this area holds the potential to

provide deeper insights into the mechanisms and applications of gold(II) complexes in photocatalysis.

Lastly, the concept of redox-switchable catalysis, exemplified by the ferrocenyl-substituted Fischer carbene gold(I) complex, demonstrates how the electron-donating or electron-withdrawing properties of ligands can be manipulated to modulate the catalytic activity of gold complexes. This approach offers a versatile tool for fine-tuning the reactivity of gold(II) complexes, opening up exciting possibilities for their use in various catalytic systems.

In summary, this review has highlighted the untapped potential of gold(II) complexes in catalysis, offering a rich field for exploration and innovation. As researchers delve deeper into the structural and mechanistic aspects of these complexes, significant advances in their application across a wide range of chemical transformations can be anticipated. Characterising gold(II) intermediates remains a challenging but achievable task, relying on the careful selection of precatalysts to yield stable intermediates that, if not isolated, can still be characterised through spectroscopic techniques. Ligand design in the coordination sphere of the metal and the selection of appropriate oxidants and organic transformations will be crucial for successful characterisation. Furthermore, redox-active ligands may play a pivotal role in developing redox-active gold complexes with the aim of isolating stable gold(II) species as crucial catalytic intermediates. This approach will enable a feedback loop between stable and isolated species as potential intermediates in catalysis, fostering the development of new catalysts and processes achievable through gold(II) catalysts.

Conflicts of interest

There are no conflicts to declare.

Acknowledgements

The authors thank Agencia Estatal de Investigación (PID2022-136861NB-I00, PID2020-117455GB-I00 and PID2019-104379RB-C21/AEI/10.13039/501100011033) and Gobierno de Aragón (Research Group E07_23R) for financial support of our research. J. C. Pérez-Sánchez also thanks the Spanish Ministerio de Universidades for a predoctoral grant (FPU21/01888).

References

- 1 H. Schmidbaur, *Interdiscip. Sci. Rev.*, 1992, **17**, 213–220.
- 2 R. P. Herrera and M. C. Gimeno, *Chem. Rev.*, 2021, **121**, 8311–8363.
- 3 H. Schmidbaur, *Gold Bull.*, 2000, **33**, 3–10.
- 4 P. Pykkö, *Angew. Chem., Int. Ed.*, 2004, **43**, 4412–4456.
- 5 P. Pykkö, *Inorg. Chim. Acta*, 2005, **358**, 4113–4130.
- 6 H. Schmidbaur, S. Cronje, B. Djordjevic and O. Schuster, *Chem. Phys.*, 2005, **311**, 151–161.



- 7 L. F. Pašteka, E. Eliav, A. Borschevsky, U. Kaldor and P. Schwerdtfeger, *Phys. Rev. Lett.*, 2017, **118**, 023002.
- 8 A. S. K. Hashmi and G. J. Hutchings, *Angew. Chem., Int. Ed.*, 2006, **45**, 7896–7936.
- 9 A. S. K. Hashmi, *Chem. Rev.*, 2007, **107**, 3180–3211.
- 10 Z. Li, C. Brouwer and C. He, *Chem. Rev.*, 2008, **108**, 3239–3265.
- 11 D. J. Gorin, B. D. Sherry and F. D. Toste, *Chem. Rev.*, 2008, **108**, 3351–3378.
- 12 A. Arcadi, *Chem. Rev.*, 2008, **108**, 3266–3325.
- 13 A. Corma, A. Leyva-Pérez and M. J. Sabater, *Chem. Rev.*, 2011, **111**, 1657–1712.
- 14 S. Gaillard, C. S. J. Cazin and S. P. Nolan, *Acc. Chem. Res.*, 2012, **45**, 778–787.
- 15 A. S. K. Hashmi, *Acc. Chem. Res.*, 2014, **47**, 864–876.
- 16 M. Joost, A. Amgoune and D. Bourissou, *Angew. Chem., Int. Ed.*, 2015, **54**, 15022–15045.
- 17 B. Huang, M. Hu and F. D. Toste, *Trends Chem.*, 2020, **2**, 707–720.
- 18 D. J. Gorin and F. D. Toste, *Nature*, 2007, **446**, 395–403.
- 19 P. Schwerdtfeger, *Heteroat. Chem.*, 2002, **13**, 578–584.
- 20 M. C. Gimeno and A. Laguna, *Chem. Rev.*, 1997, **97**, 511–522.
- 21 J. J. Vittal and R. J. Puddephatt, in *Encyclopedia of Inorganic and Bioinorganic Chemistry*, ed. R. A. Scott, John Wiley & Sons, Ltd, Chichester, UK, 2011, p. eibc0076.
- 22 A. Laguna and M. Laguna, *Coord. Chem. Rev.*, 1999, **193–195**, 837–856.
- 23 K. A. Barakat, T. R. Cundari, H. Rabaâ and M. A. Omary, *J. Phys. Chem. B*, 2006, **110**, 14645–14651.
- 24 M. Bardají and A. Laguna, *J. Chem. Educ.*, 1999, **76**, 201.
- 25 H. Schmidbaur and A. Schier, *Chem. Soc. Rev.*, 2008, **37**, 1931–1951.
- 26 H. Schmidbaur and H. G. Raubenheimer, *Angew. Chem., Int. Ed.*, 2020, **59**, 14748–14771.
- 27 D. B. Dell'Amico, F. Calderazzo, F. Marchetti, S. Merlino and G. Perego, *J. Chem. Soc., Chem. Commun.*, 1977, 31–32.
- 28 F. Calderazzo, *Pure Appl. Chem.*, 1978, **50**, 49–53.
- 29 J. Strähle, J. Gelinek and M. Kölmel, *Z. Anorg. Allg. Chem.*, 1979, **456**, 241–260.
- 30 S. Witzel, M. Hoffmann, M. Rudolph, F. Rominger, A. Dreuw and A. S. K. Hashmi, *Adv. Synth. Catal.*, 2022, **364**, 581–592.
- 31 X. Shu, M. Zhang, Y. He, H. Frei and F. D. Toste, *J. Am. Chem. Soc.*, 2014, **136**, 5844–5847.
- 32 M. S. Winston, W. J. Wolf and F. D. Toste, *J. Am. Chem. Soc.*, 2014, **136**, 7777–7782.
- 33 S. Kim, J. Rojas-Martin and F. D. Toste, *Chem. Sci.*, 2016, **7**, 85–88.
- 34 M. N. Hopkinson, A. Tlahuext-Aca and F. Glorius, *Acc. Chem. Res.*, 2016, **49**, 2261–2272.
- 35 A. J. Blake, J. A. Greig, A. J. Holder, T. I. Hyde, A. Taylor and M. Schröder, *Angew. Chem., Int. Ed. Engl.*, 1990, **29**, 197–198.
- 36 S. Seidel and K. Seppelt, *Science*, 2000, **290**, 117–118.
- 37 S. Preiß, C. Förster, S. Otto, M. Bauer, P. Müller, D. Hinderberger, H. Hashemi Haeri, L. Carella and K. Heinze, *Nat. Chem.*, 2017, **9**, 1249–1255.
- 38 S. Engbers, I. F. Leach, R. W. A. Havenith and J. E. M. N. Klein, *Chem. – Eur. J.*, 2022, **28**, e202200599.
- 39 J. Mehara, A. Koovakattil Surendran, T. Van Wieringen, D. Setia, C. Foroutan-Nejad, M. Straka, L. Rulišek and J. Roithová, *Chem. – Eur. J.*, 2022, **28**, e202201794.
- 40 S. H. Elder, G. M. Lucier, F. J. Hollander and N. Bartlett, *J. Am. Chem. Soc.*, 1997, **119**, 1020–1026.
- 41 T. Drews, S. Seidel and K. Seppelt, *Angew. Chem., Int. Ed.*, 2002, **41**, 454–456.
- 42 G. Gencheva, D. Tsekova, G. Gochev, D. Mehandjiev and P. R. Bontchev, *Inorg. Chem. Commun.*, 2003, **6**, 325–328.
- 43 K. Heinze, *Angew. Chem., Int. Ed.*, 2017, **56**, 16126–16134.
- 44 M. Baya, A. Pérez-Bitrián, S. Martínez-Salvador, A. Martín, J. M. Casas, B. Menjón and J. Orduna, *Chem. – Eur. J.*, 2018, **24**, 1514–1517.
- 45 A. Kar, N. Mangu, H. M. Kaiser, M. Beller and M. K. Tse, *Chem. Commun.*, 2008, 386–388.
- 46 L. Cui, G. Zhang and L. Zhang, *Bioorg. Med. Chem. Lett.*, 2009, **19**, 3884–3887.
- 47 G. Zhang, Y. Peng, L. Cui and L. Zhang, *Angew. Chem., Int. Ed.*, 2009, **48**, 3112–3115.
- 48 T. de Haro and C. Nevado, *Angew. Chem., Int. Ed.*, 2011, **50**, 906–910.
- 49 H. Schmidbaur and R. Franke, *Inorg. Chim. Acta*, 1975, **13**, 85–89.
- 50 H. Schmidbaur, *Acc. Chem. Res.*, 1975, **8**, 62–70.
- 51 W. E. Brenzovich Jr., D. Benitez, A. D. Lackner, H. P. Shunatona, E. Tkatchouk, W. A. Goddard III and F. D. Toste, *Angew. Chem., Int. Ed.*, 2010, **49**, 5519–5522.
- 52 M. Kumar, J. Jasinski, G. B. Hammond and B. Xu, *Chem. – Eur. J.*, 2014, **20**, 3113–3119.
- 53 A. Tamaki, S. A. Magennis and J. K. Kochi, *J. Am. Chem. Soc.*, 1974, **96**, 6140–6148.
- 54 A. D. Melhado, W. E. Brenzovich Jr., A. D. Lackner and F. D. Toste, *J. Am. Chem. Soc.*, 2010, **132**, 8885–8887.
- 55 B. Alcaide, P. Almendros, T. M. del Campo, E. Soriano and J. L. Marco-Contelles, *Chem. – Eur. J.*, 2009, **15**, 9127–9138.
- 56 B. Alcaide, P. Almendros, T. M. Del Campo and I. Fernández, *Chem. Commun.*, 2011, **47**, 9054–9056.
- 57 A. S. K. Hashmi, A. M. Schuster, S. Littler, F. Rominger and M. Pernpointner, *Chem. – Eur. J.*, 2011, **17**, 5661–5667.
- 58 W. E. Brenzovich, J.-F. Brazeau and F. D. Toste, *Org. Lett.*, 2010, **12**, 4728–4731.
- 59 E. Tkatchouk, N. P. Mankad, D. Benitez, W. A. Goddard and F. D. Toste, *J. Am. Chem. Soc.*, 2011, **133**, 14293–14300.
- 60 M. D. Levin and F. D. Toste, *Angew. Chem., Int. Ed.*, 2014, **53**, 6211–6215.
- 61 A. W. Sromek, M. Rubina and V. Gevorgyan, *J. Am. Chem. Soc.*, 2005, **127**, 10500–10501.
- 62 N. Morita, A. Yasuda, M. Shibata, S. Ban, Y. Hashimoto, I. Okamoto and O. Tamura, *Org. Lett.*, 2015, **17**, 2668–2671.
- 63 B. R. Reiner, M. W. Bezpalko, B. M. Foxman and C. R. Wade, *Organometallics*, 2016, **35**, 2830–2835.
- 64 P. Erdmann and L. Greb, *Angew. Chem., Int. Ed.*, 2022, **61**, e202114550.



- 65 K. Liu, N. Li, Y. Ning, C. Zhu and J. Xie, *Chem*, 2019, **5**, 2718–2730.
- 66 C.-M. Che, H.-L. Kwong, V. W.-W. Yam and K.-C. Cho, *J. Chem. Soc., Chem. Commun.*, 1989, 885–886.
- 67 D. Li, C.-M. Che, H.-L. Kwong and V. W.-W. Yam, *J. Chem. Soc., Dalton Trans.*, 1992, 3325–3329.
- 68 B. Sahoo, M. N. Hopkinson and F. Glorius, *J. Am. Chem. Soc.*, 2013, **135**, 5505–5508.
- 69 L. Huang, M. Rudolph, F. Rominger and A. S. K. Hashmi, *Angew. Chem., Int. Ed.*, 2016, **55**, 4808–4813.
- 70 W. Wang, C.-L. Ji, K. Liu, C.-G. Zhao, W. Li and J. Xie, *Chem. Soc. Rev.*, 2021, **50**, 1874–1912.
- 71 S. Witzel, A. S. K. Hashmi and J. Xie, *Chem. Rev.*, 2021, **121**, 8868–8925.
- 72 I. M. Lorkovic, R. R. Duff Jr. and M. S. Wrighton, *J. Am. Chem. Soc.*, 1995, **117**, 3617–3618.
- 73 P. Veit, C. Volkert, C. Förster, V. Ksenofontov, S. Schlicher, M. Bauer and K. Heinze, *Chem. Commun.*, 2019, **55**, 4615–4618.
- 74 S. D. Waniek, C. Förster and K. Heinze, *Eur. J. Inorg. Chem.*, 2022, **2022**, e202100905.

