

Cite this: *Energy Environ. Sci.*, 2024, 17, 6728

CO residence time modulates multi-carbon formation rates in a zero-gap Cu based CO₂ electrolyzer†

Siddhartha Subramanian,^{id}*^a Jesse Kok,^a Pratik Gholkar,^c Asvin Sajeev Kumar,^{id}^b Hugo-Pieter Iglesias van Montfort,^{id}^a Ruud Kortlever,^{id}^b Atsushi Urakawa,^{id}^c Bernard Dam,^{id}^a and Thomas Burdyny,^{id}*^a

Carbon dioxide (CO₂) electrolysis on copper (Cu) catalysts has attracted interest due to its direct production of C₂₊ feedstocks. Using the knowledge that CO₂ reduction on copper is primarily a tandem reaction of CO₂ to CO and CO to C₂₊ products, we show that modulating CO concentrations within the liquid catalyst layer allows for a C₂₊ selectivity of >80% at 200 mA cm⁻² under broad conversion conditions. The importance of CO pooling is demonstrated through residence time distribution curves, varying flow fields (serpentine/parallel/interdigitated), and flow rates. While serpentine flow fields require high conversions to limit CO selectivity and maximize C₂₊ selectivity, the longer CO residence times of parallel flow fields achieve similar selectivity over broad flow rates. Critically, we show that parts of the catalyst area predominantly reduce CO instead of CO₂ as supported by CO reduction experiments, transport modelling, and achieving a CO₂ utilization efficiency greater than the theoretical limit of 25% for C₂₊ products.

Received 8th May 2024,
Accepted 31st July 2024

DOI: 10.1039/d4ee02004a

rsc.li/ees

Broader context

Electrochemical technologies are promising for the reduction of 'non-electrifiable' carbon emissions associated with dense chemicals and fuels that are currently derived from fossil fuels. CO₂ electrolyzers using the membrane electrode assembly configuration are attractive for producing dense chemicals such as ethylene and ethanol using renewable electricity. While scaling up these systems, research into maximizing CO₂ utilization and understanding spatial performance using optimal electrolyzer designs are then required. The work presented here provides insights into the influence of the CO residence time on hydrocarbon production rates from CO₂ using modified gas flow field patterns in the copper-based membrane electrode assembly reactor configuration. The variation in CO residence time in the liquid phase of the reactor with varying gas flow field patterns shows design strategies to maximize hydrocarbon production, potentially allowing for new flow field designs to be explored when scaling up CO₂ electrolyzers to larger areas which are relevant for industrial operation.

Introduction

Electrochemical CO₂ reduction (ECO₂R) using copper (Cu) based catalysts is attractive due to copper's ability to produce

hydrocarbons and oxygenates.^{1–7} As a result, extensive efforts have gone into unravelling the reaction pathways and intermediates in both H-cell and gas diffusion electrode (GDE) cell architectures to understand and improve what enables such broad C₁ and C₂ product spectra.^{8–13} These studies have shown that copper's unique ability to moderately bind carbon monoxide (CO) facilitates the coupling of two CO species.^{14–19} Critically, the coupling of CO-species has been shown to occur through both surface dimerization of two adsorbed CO-species and tandem reactions where CO₂ is first converted to CO and desorbs into the aqueous environment as CO_(aq). Recent studies have also shown the presence of two distinct active sites on Cu for CO₂ to CO conversion and CO to C₂₊ conversion.²⁰ Copper is then not simply a unique CO₂/CO to C₂₊ catalyst, but an excellent CO₂ to CO catalyst.

^a Materials for Energy Conversion and Storage (MECS), Department of Chemical Engineering, Faculty of Applied Sciences, Delft University of Technology, van der Maasweg 9, Delft 2629 HZ, The Netherlands.

E-mail: siddhartha.subramanian92@gmail.com, T.E.Burdyny@tudelft.nl

^b Large Scale Energy Storage, Process and Energy Department, Faculty of Mechanical, Maritime and Materials Engineering, Delft University of Technology, Delft 2628 CB, The Netherlands

^c Catalysis Engineering, Department of Chemical Engineering, Delft University of Technology, Van der Maasweg 9, Delft 2629 HZ, The Netherlands

† Electronic supplementary information (ESI) available. See DOI: <https://doi.org/10.1039/d4ee02004a>



A number of ECO₂R experiments performed in fully aqueous reaction environments have sought to understand the effect of CO_(aq) on multi-carbon product formation^{21–23} through a variety of control experiments and modelling. The importance of local CO_(aq) concentration has further motivated tandem catalysts and bimetallic systems where one catalyst is included for CO₂ to CO conversion, and a copper catalyst further facilitates CO₂/CO reduction. A few studies for instance have shown that such spatial variations can be used to tune CO coverage over a Cu catalyst to achieve higher partial current densities of C₂₊ products.^{24–26} While this premise is attractive and shows increased oxygenate production rates as a result, these fully tandem systems commonly produce CO in excess amounts except at very precise flow rates and current densities. We conclude that a primary reason for this is that copper itself already reaches excessive CO_(aq) concentrations during ECO₂R, particularly at elevated current densities. We then posit that the need for local CO regulation can also be met by further understanding and modulating the residence times of CO_(aq) in copper-based systems.

Suitable platforms to examine local CO regulation are zero gap membrane electrode assemblies (MEA) using anion exchange membranes due to their elevated reaction rates (>100 mA cm⁻²), low cell voltages and ability to maintain a favourable alkaline environment around the catalyst surface which reduces by-product H₂ production.^{27–29} A notable consequence of these flow-based systems is the spatial variation in the concentration of reactants (CO₂, CO and H₂O) and products (CO and C₂H₄) within the catalyst layer as the flow rate and current density are varied.³⁰ These spatial variations will impact the localized Faradaic efficiency but cannot be resolved through common measurements which give averaged Faradaic efficiency due to external product measurement. More specifically, the effect of the CO₂ flow rate on product distribution has been shown to change drastically for a Cu based catalyst with increased C₂₊ production at lower flow rates. Gabardo *et al.* showed an increase in CO selectivity and a decrease in ethylene selectivity with an increase in the inlet CO₂ flow rate in a Cu based MEA cell at 150 mA cm⁻² and attributed the observed differences to favourable CO₂/CO coverage and changes in local pH caused by differences in CO₂ consumed to hydroxide ions. Tan *et al.* found similar trends for the CO₂ flow rate on C₂₊ selectivity and postulated that lowering the local CO₂ coverage by reducing the local CO₂ concentration increases the relative coverage of minority surface species like CO which is beneficial for C₂₊ production. Crucially, both of these works do not consider how the spatial in-plane reactivity changes along the path length as flow rates are varied.

In this work, we study the influence of CO residence time on C₂₊ production rates for a Cu catalyst coated on a carbon gas-diffusion layer in an alkaline MEA cell. We use pulse and negative tracer gases to generate residence time distribution curves under various flow rate conditions and flow field patterns (serpentine, parallel and interdigitated) using *ex situ* mass spectrometry. When contrasting these findings with electrochemical data we are able to infer both local and spatial

phenomena related to CO concentrations throughout the MEA cell. We find that C₂₊ production rates increase at decreased CO₂ flow rates because of near-complete CO consumption, achieving a maximum selectivity of 84% at 200 mA cm⁻². We further demonstrate how modulating CO concentrations *via* the choice of flow rate and flow field can enable regions of greater CO reduction instead of CO₂ reduction, allowing for elevated CO₂ to C₂₊ utilization efficiency.

Results and discussion

Within a MEA CO₂ electrolyzer, CO and other products are produced within the liquid-immersed catalyst layer. These products can then either diffuse across a gas-liquid interface and through the gas diffusion layer (GDL) into the gas channel, or in the case of CO they can further be reduced on the catalyst (Fig. S1, ESI[†]). To better understand the statistical amount of time that products reside within the liquid layer, we performed residence time distribution experiments of an *ex situ* CO₂ electrolysis cell.

As illustrated in Fig. 1, a non-reactive tracer gas of 5% CO and 95% He is injected into an assembled electrolyzer, and a time-resolved output signal of CO is measured using a mass spectrometer (see Fig. S2, ESI[†]). By using defined input profiles of the tracer gas such as a pulse or negative tracers, the profile and delay of the output signal, known as a residence time distribution (RTD) curve, will give us information about the convective and diffusive properties of the MEA electrolyzer. Inside a CO₂ electrolyzer employing a gas diffusion electrode, however, contributions from the gas flow channel, the GDE and the liquid filled catalyst layer all affect the RTD and the dominant transport factor needs to be determined.

In this regard, previous studies from fuel cells have shown that pulse RTD tests predominantly show the gas flow field channel characteristics as gases pass through the system components (see Fig. 1a center).^{31–33} In contrast, a negative tracer test saturates the entirety of the system for longer periods of time and provides information on the time required for gases to leave all parts of the cell.³⁴ A negative tracer then gives a good perspective of products that are formed in the liquid phase leaving as the gas channel partial pressure is decreased.³⁵ Here, the eventual release of the tracer is then maximized at the tail.

We began our non-electrochemical RTD tests by first examining the importance of the liquid layer in an MEA system as liquid diffusion and liquid-to-gas diffusion of CO are expected to be the largest transport barriers. For the experiments we used the most common flow field pattern (FFP), a serpentine channel which has a single fluid flow path from the inlet to the outlet, creating a significant pressure drop in the reactor. There are then two scenarios in Fig. 1b. For the non-wetted case, we assembled the MEA cell as usual but without applying a potential, which means that no water wets the anion exchange membrane or is present on the cathode GDL. For the wetted case, we used a porous Zirfon membrane which is wetted by the anolyte flow. When we compare a 30 s pulse RTD test for the



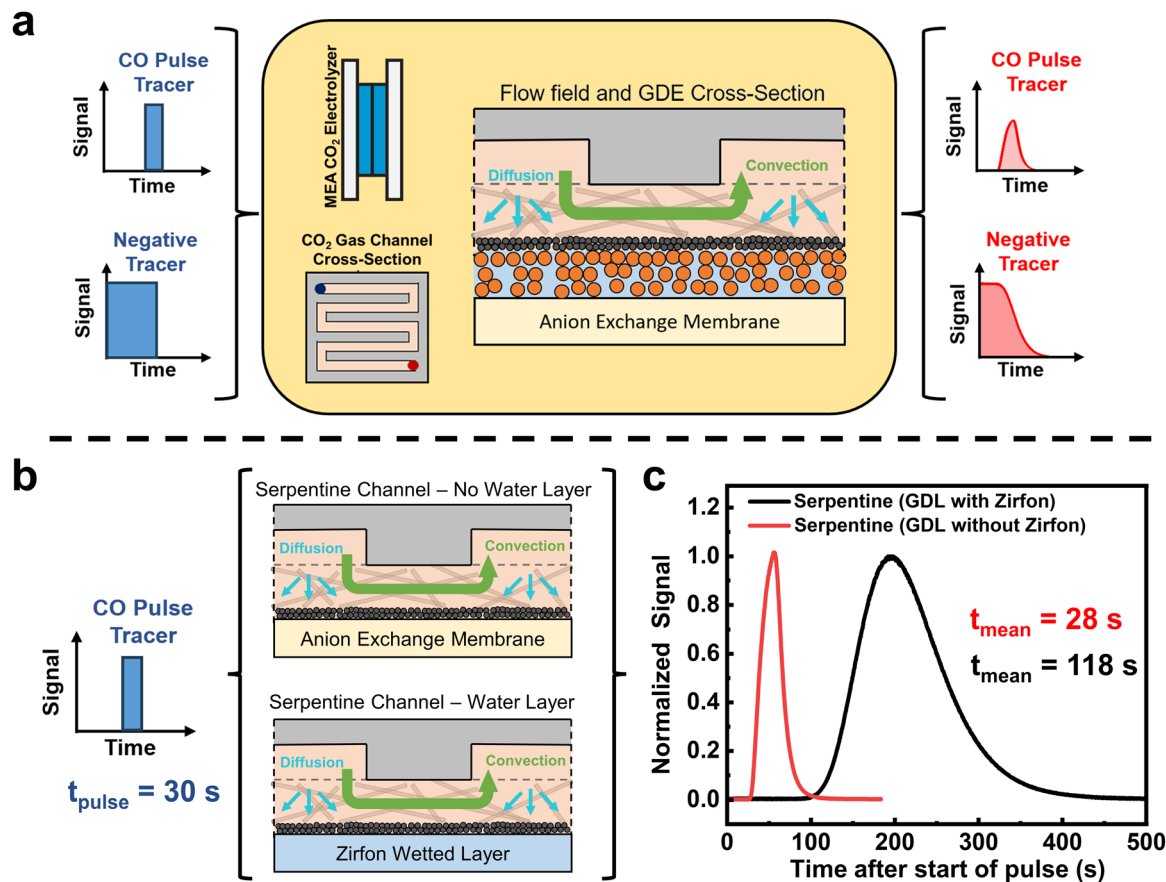


Fig. 1 (a) Schematic of residence time distribution (RTD) curve measurements in the zero gap CO₂ electrolyzer using carbon monoxide as a tracer gas. (b) Overview of control RTD curve measurement for a 30 s carbon monoxide tracer pulse for two different zero gap configurations at 10 standard cubic centimeters per minute (SCCM). The top configuration uses a non-wetted anion exchange membrane adjacent to the gas-diffusion layer. The bottom configuration uses a wetted Zirfon membrane to provide a water layer next to the gas-diffusion layer. (c) RTD curves for the non-wetted and wetted configurations showing the increase in residence time due to a water layer.

two cases, we see a stark difference in the RTD curves (Fig. 1c). For the non-wetted case, we see a CO RTD profile almost identical to the pulse input with a mean residence time of 28 s, whereas the wetted case shows a substantially longer mean residence time of 118 s. This control experiment confirms the impact of the water layer on transport properties and confirms its importance in future tests.

We then performed pulse and negative RTD measurements on the Zirfon wetted system for varied inlet flow rates (Fig. 2a and b). Here a clear difference is observed between a 10 sccm flow (representative of a high CO₂ conversion scenario) and 50 sccm (a low CO₂ conversion scenario). Consequently, the mean residence time for the tracer at 10 sccm was 118 s, higher than at 50 sccm (110 s). If we relate this finding to a CO₂ electrolyzer in operation, it indicates that a CO molecule in either the liquid layer or the gas channel will on average reside there for 8 s longer at 10 sccm than 50 sccm.

To contrast these non-electrochemical RTD measurements with electrochemical data, we performed CO₂ electrolysis experiments in an MEA cell using a Ni foam anode, Cu sputtered carbon GDE (5 cm²) and humidified CO₂ as the reactant. The measurement techniques and instrumentation

are shown in Fig. S8 (ESI[†]). For our tests, we used a fixed geometric current density of 200 mA cm⁻² with CO₂ fed at various flow rates ranging from low to high CO₂ conversion conditions.

As shown in Fig. 2b and c, we find that the product distribution varies as CO₂ flow rates decrease from 50 sccm to 5 sccm. Notably, we see a decrease in the Faradaic efficiency (FE) of CO from 12.6% at 50 sccm to just 3% at 10 sccm. In contrast, the FE of ethanol increases substantially from 20.3% at 50 sccm to 30.8% at 10 sccm. The shift is even more stark when observing the oxygenate (ethanol + acetate) trend in Fig. 2c. In particular, the product spectrum where oxygenates outcompete ethylene FE is more indicative of ECOR on copper than that of ECO₂R.^{36,37} When coupled to the non-electrochemical RTD data it implies that the production rate of CO in both the 10 and 50 sccm cases may actually be similar (see Table S2, ESI[†]), but the CO produced in the 10 sccm case remains longer in the gas channel and liquid layer such that it is further reduced, providing a more oxygenated product spectrum. Interestingly, rates of ethylene production remain unchanged (FE ~ 40%) across all flow rates, implying that any decrease in CO_(aq) predominantly contributed to ethanol



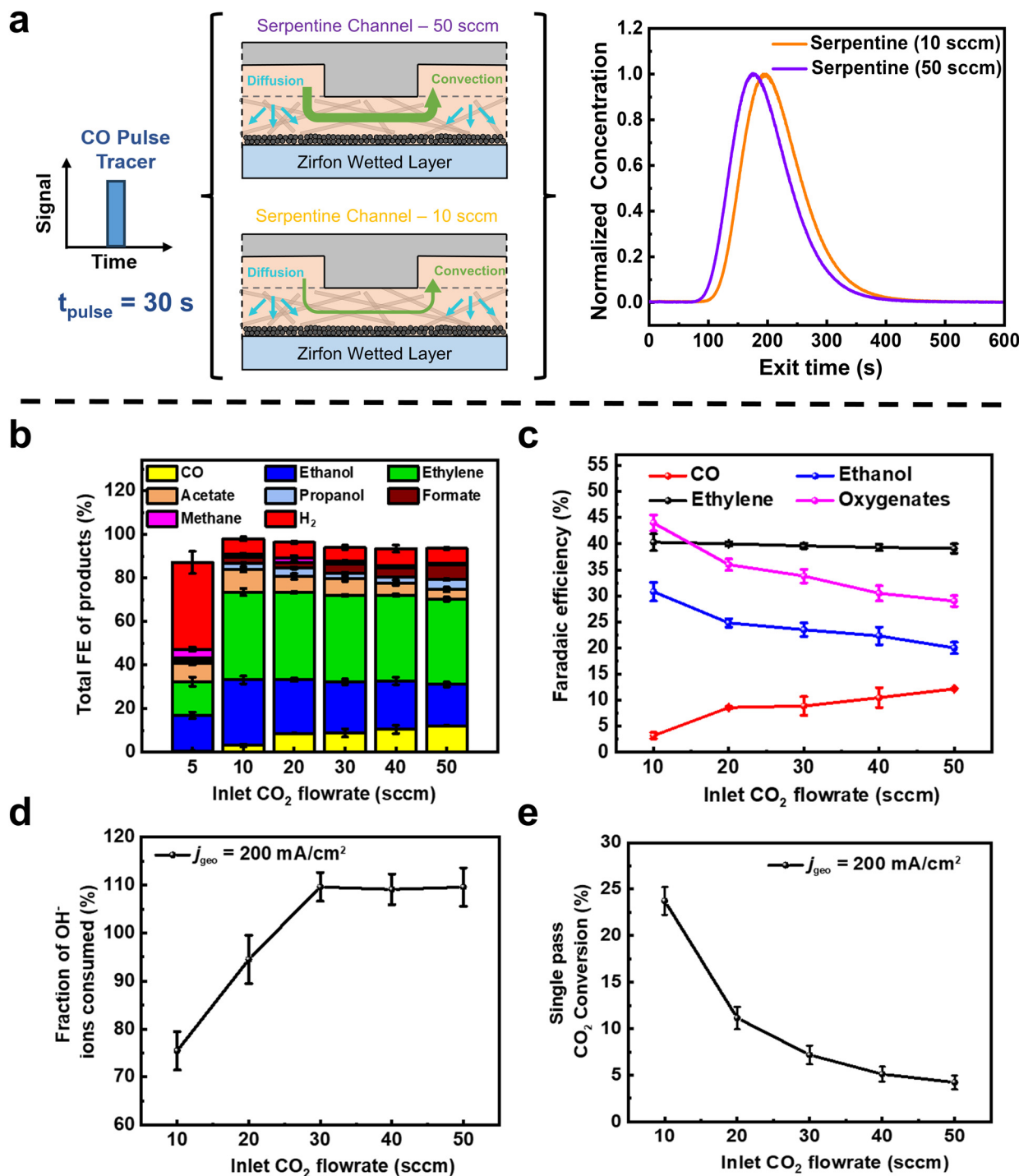


Fig. 2 (a) Non-electrochemical pulse RTD results for a serpentine flow field with 30 s CO tracer flow rates of 10 and 50 sccm. (b) Faradaic efficiency of products obtained from ECO_2R on the Cu catalyst in the MEA cell at flow rates ranging from 5 sccm to 50 sccm at a geometric current density of 200 mA cm^{-2} . (c) Comparison of CO and C_{2+} product selectivity at 200 mA cm^{-2} . (d) Single pass conversion of CO_2 to C_{2+} products at the studied inlet flow rates. (e) Fraction of OH^- ions consumed to CO_2 during the reaction, estimated using carbon balance over the system. Error bars represent the mean and standard deviation of triplicate experiments.

product pathways (eqn (S38) in ESI[†]).³⁸ When the flow rates were further decreased (5 sccm), competing HER took over (FE_{H_2} of 40%) due to mass transport limitations of CO_2 reaching the entire 5 cm^2 Cu GDE (Fig. 2c). Here, however, the oxygenate to ethylene trend continues.

A single pass conversion efficiency of 24% (Fig. 2d) and a maximum C_{2+} selectivity of 84% ($j_{\text{C}_{2+}}$ of 168 mA cm^{-2}) are then achieved at 10 sccm, due to the higher residence time of CO in the reactor. A higher residence time ensures that there is sufficient time for the dimerization of two *CO molecules,



thereby achieving a CO utilization of 87.6% for C_{2+} production at 10 sccm (see eqn (S28)–(S30) in ESI† and Table S2). Notably, then we can say that the highest combined Faradaic efficiency and single-pass conversion at a fixed current density both occur at low flow rates for a serpentine channel. At a higher flow rate of 50 sccm however, the C_{2+} selectivity drops to 65% with a single-pass conversion of only 4%. Additionally, a very low stoichiometric CO_2 excess of 1.13 (see Table S2, ESI†) is obtained at 10 sccm, which is beneficial for achieving product rich gas streams and reducing downstream gas separation costs as shown in a recent study.³⁹

Lastly, for the serpentine results, we found during our experiments that we lost less CO_2 to OH^- interactions than expected at 10 and 20 sccm. In particular, only 75% of OH^- ions generated at the cathode are converted to CO_3^{2-}/HCO_3^- due to buffer reactions with CO_2 at 10 sccm, whereas all OH^- is reacted above 30 sccm (Fig. 2e). Assuming that these 75% of OH^- ions reacting with CO_2 are converted to CO_3^{2-} ions at these higher reaction rates (local pH > 12), this would mean that the ions transported across the AEM (towards the anode) is a mixture of CO_3^{2-} and OH^- ions (see eqn (S15)–(S23), ESI†). Typically, we would expect such a result only in CO_2 depleted cases where high H_2 FE's are seen. However, the total ECO_2R FE are 92% and H_2 FE is only 7%. This finding implies that we

have regions in the reactor where reactions can proceed to C_{2+} products without parasitic reactions of CO_2 and OH^- ions. We then conclude that regions of our 5 cm^2 electrode are CO_2 depleted but not CO depleted. A portion of the catalyst performing CO electrolysis then also explains the constant ethylene selectivity observed across various flow rates (Fig. 2c) since selectivity shift to oxygenates rather than ethylene occurs when moving from CO_2 to CO electrolysis.^{40,41}

Using the above findings, we can then predict the dominant electrochemical reaction occurring along the flow channel length for low, moderate, and high CO_2 conversion cases (Fig. 3a). In green regions the primary reactant is CO_2 , whereas in purple regions, CO is more in abundance than CO_2 . As discussed elsewhere,⁴² the maximum CO_2 utilization efficiency to ethylene and ethanol products for the green region is 25% (Fig. 3b). However, the purple region performing primarily ECOR has no such limitation as CO does not react with OH^- ions to form (bi) carbonates (Fig. 3c). Indeed, when we calculate the CO_2 utilization efficiency across various flow rates (eqn (S26), ESI†), we reach a value of 31% (Fig. 3d), breaking the limit of 25% obtained for pure C_{2+} product formation, where CO_3^{2-} ions act as the sole charge carrier.

To further test the above conclusion regarding CO residence times, we performed further RTD and electrochemical tests on

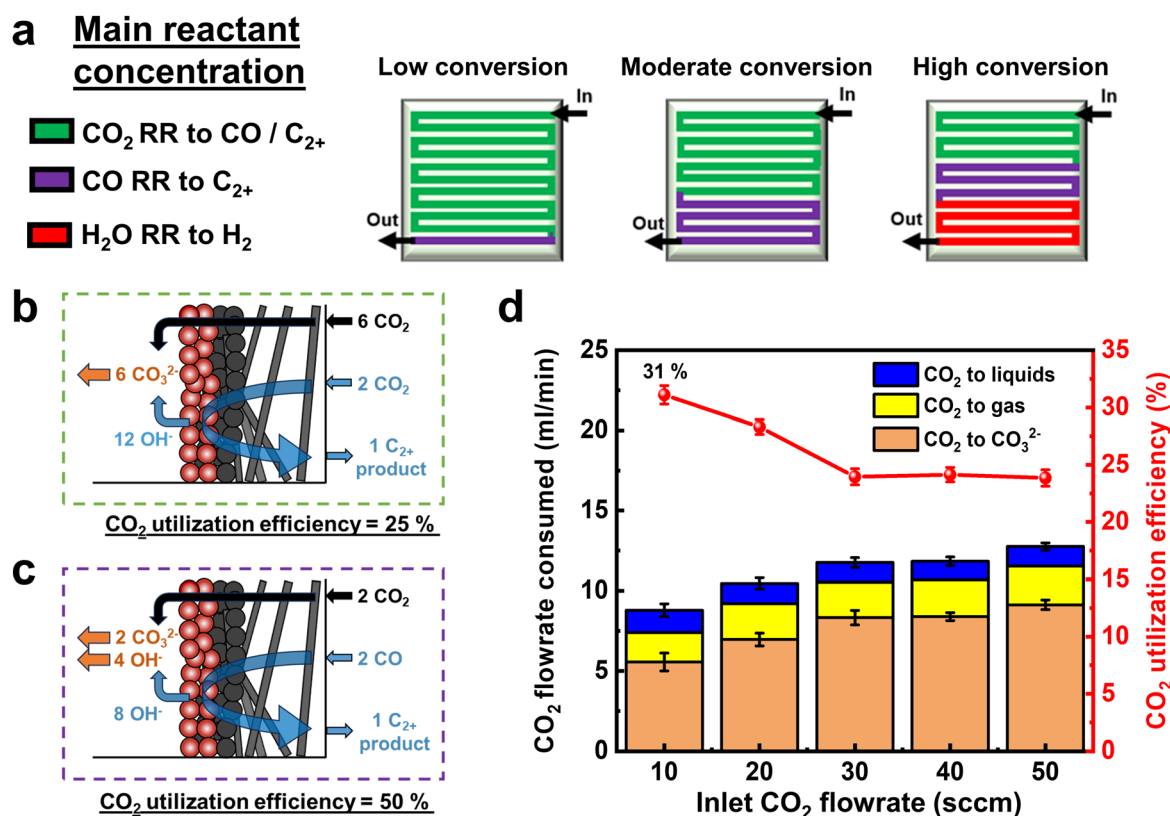


Fig. 3 (a) Schematic of the predicted dominant reactions occurring within the catalyst layer along the serpentine flow field during ECO_2R under varying CO_2 conversion regimes. (b) Schematic depicting the theoretical CO_2 utilization efficiency of 25% for 100% Faradaic production of ethylene and ethanol from CO_2 . (c) Schematic depicting how CO_2 depletes regions with access to by-product CO can exceed the theoretical CO_2 utilization efficiency. Shown here is an example when it can reach 50% (d) A carbon balance of the consumed input CO_2 in the serpentine MEA tests system and CO_2 utilization efficiencies at the studied inlet flow rates.



parallel flow fields. In contrast to serpentine channels, a parallel FFP has channels divided into parallel paths with a very low pressure drop between the inlet and outlet.⁴³ Mass transport through the GDE is then dominated predominantly by diffusion. Due to fundamental differences in GDE transport between FFP's, we performed negative tracer RTD measurements to compare the release of gases from each system (Fig. 4a and Fig. S6, ESI†). Again, all components of our standard electrochemical MEA cell were assembled except with a pre-treated Zirfon membrane pressed against the carbon GDL to

mimic the wetted catalyst in real ECO₂R conditions (see ESI† for details).

Observing the normalized RTD curves in (Fig. 4a), the negative tracer experiments show a large difference in the serpentine and parallel FFP curves at 50 sccm. Despite being at identical flow rates, there is 16.7 s delay for the tracer to exit the reactor using a parallel FFP in comparison to the serpentine FFP, illustrating an increased residence time of the tracer gas inside the reactor. Additionally, using a Cu GDE at 200 mA cm⁻², a 5 s delay was observed for the tracer to exit

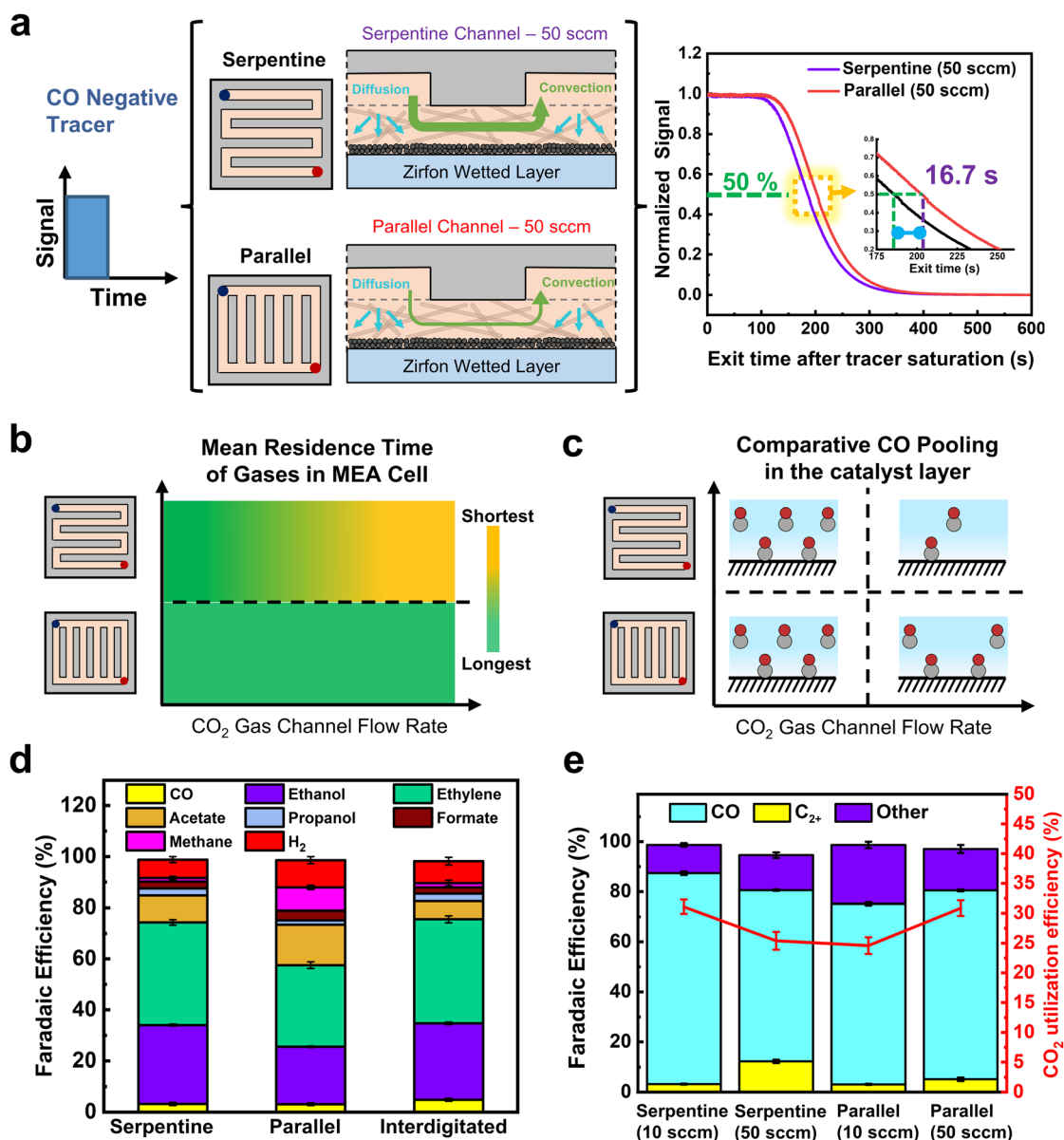


Fig. 4 (a) Non-electrochemical negative tracer RTD results for serpentine and parallel flow fields at tracer flow rates of 50 sccm showing longer residence times for parallel flow fields as a result of lower convective forces. (b) A qualitative comparison of the RTD results as a function of flow rate and flow field. (c) A qualitative assessment of the CO pooling inside the catalyst layer during CO₂ electrolysis as a function of flow rate and flow field. (d) Faradaic efficiency of products obtained from ECO₂R in an MEA cell at 10 sccm and 200 mA cm⁻² for serpentine, parallel and interdigitated flow fields. (e) Comparable CO and C₂₊ product selectivity for varied flow rates and flow fields. The inset (red line) shows the calculated CO₂ utilization efficiencies. Error bars represent the mean and standard deviation of triplicate experiments.



the reactor using a parallel FFP, showing the residence time effect is attributed to the flow channel design used (see Fig. S9, ESI†). The higher residence time shows that the use of a parallel FFP creates the likelihood of higher reactant pooling in the wetted regions of the GDL surface. These results can be anticipated as the parallel flow field has lower channel velocities than the serpentine channel (Table S4, ESI†), which impacts concentration gradients between the gas channel and liquid layer, thus slowing gas removal from the liquid.

By combining the flow rate and flow field RTD data together we can compose the qualitative graph in Fig. 4b. Here we see that the serpentine channel can have long or short residence times depending on the flow rate inputted. Conversely, the parallel channel has a lower sensitivity to flow rate as the fluid velocity is always at a substantially lower value than the serpentine channel at equivalent volumetric rates. These conclusions then lead to a representative image of CO pooling during electrochemical CO₂ reduction for each of the different cases as shown in Fig. 4c.

We then performed ECO₂R using varied gas flow field patterns (FFPs) at the cathode. Fig. 4d shows the product distribution using all three different FFPs at 200 mA cm⁻² and a CO₂ inlet at a flow rate of 10 sccm. While all three FFPs show a similar selectivity of CO (3–4%), there were differences in the individual C₂₊ product distribution. For both the serpentine and interdigitated FFPs, FE of ethylene (40%) and oxygenates (40%) remain quite similar, achieving a C₂₊ selectivity of 82–84% with a low CH₄ (FE ~1%) and H₂ (FE ~8%). However, when a parallel FFP is used at the cathode, the FE of acetate doubles to 16% and CH₄ increases to 9%. This comes at the expense of decreased ethylene (FE ~32%) and ethanol (FE ~22%), leading to a drop in the total C₂₊ selectivity of 72% (Fig. 3b). The selectivity switch from ethylene/ethanol to acetate for the parallel FFP suggests that higher local alkalinity around the catalyst is more likely, due to CO₂ depletion within the GDE.⁴⁴ We also see in Fig. 3e that the total FE is <100% which is possibly due to the volatility of products such as ethanol to enter the gas phase. While it is possible that this ethanol entering the gas phase increases with an increase in flow rates, the difference in total FE between 10 and 50 sccm is only 3.9%, and hence the overall CO and C₂₊ trends would remain similar.

The higher CH₄ production also shows that an increased *H coverage (from *H₂O) occurs within the catalyst layer due to depleted CO₂ in some parts of the catalyst layer. An increased *H coverage is plausible since CH₄ formation is well known to occur through surface recombination of *CO and *H *via* a Langmuir–Hinshelwood mechanism.⁴⁵ Overall, the use of a parallel FFP on the cathode side at 10 sccm results in decreased CO₂ access at some portions of the Cu catalyst layer and a subsequent increase in local alkalinity, producing higher CH₄ and acetate, respectively. Previous studies in CO reduction on Cu have also attributed the increased acetate production to the abundance of OH⁻ ions, which leads to a higher local pH around the catalyst surface.^{46,47}

Furthermore, this depletion in CO₂ access for a parallel FFP, suggests that a significant portion of the catalyst surface is

predominantly used for the electrolysis of CO (produced from CO₂) to C1 (methane) and C₂₊ products. Supporting this hypothesis are the results from our empirical numerical transport model which shows that about 18% of GDE has no CO₂ access when a parallel FFP is used at the cathode (Fig. S12, ESI†). The total C₂₊ selectivity is however lower (72%) for the parallel FFP due to depleted CO₂ and increased *H coverage as is evident from the increased CH₄ selectivity. This would then imply that, if excess CO₂ is fed into the system to ensure no mass transport limitations, the parallel FFP should maximize C₂₊ production due to the increased residence time of CO within the GDE as shown earlier (Fig. 4a).

To assess some of the above statements, we operated the serpentine and parallel FFPs at 200 mA cm⁻² and at an excess CO₂ flow rate of 50 sccm to ensure that sufficient CO₂ is available for both cases to prevent CO₂-depleted regions. Interestingly, we find a switch in the product distribution, with a significantly higher C₂₊ selectivity for the parallel FFP (75.2%), compared to the serpentine case (68%). As shown in Fig. 4e, the FE of CO was then more than twice lower (5%) for the parallel FFP compared to the serpentine case (FE 12.6%). This increased CO utilization to C₂₊ products for the parallel FFP shows the benefit of an increased residence time within the GDE for the dimerization of two CO molecules. A modified FFP taking the benefit of both the parallel FFP to achieve a higher CO residence time and a serpentine FFP to increase under-rib convection might then be attractive to achieve both higher C₂₊ production and higher single pass conversion efficiencies. Such considerations, however, are beyond the scope of this study. In addition, while these observations of residence time distribution effects are shown in our work at a geometric current density of 200 mA cm⁻², the design rules can be generalized to other Cu based catalysts as well in MEA cells using ECSA normalized current densities of the Cu catalysts (see Fig. S21, ESI†).

The calculated CO utilization rate towards C₂₊ products then reached 83.6% for the parallel FFP (see Table S2, ESI†) at 50 sccm, significantly higher than the 65% obtained for the serpentine case. Operating electrolyzers using a parallel FFP is then beneficial at higher flow rates but comes at a cost of lower single pass conversion of CO₂ fed into the reactor. Recent studies have however shown that operating at lower single pass conversion efficiencies (5–10%) is sufficient since the energy required for gas separation is 100 times lower than the actual electrolyzer energy requirements.⁴⁸ Considering this aspect, a parallel FFP might be beneficial at higher and a broader range of flow rates due to its inherent ability to increase the reactant residence time inside the liquid filled catalyst layer. In addition, a parallel FFP also benefits from a very low pressure drop in the reactor (Table S4, ESI†), which might be beneficial as CO₂ electrolyzers are scaled to larger areas (>100 cm²). Trade-offs associated with single pass conversion efficiency due to gas separation costs and energy efficiency due to higher full cell voltages will ultimately exist and careful consideration of all these parameters is essential for the selection of the right flow field design for ECO₂R on Cu based catalysts.



ECOR experiments

While much of the work here showcased the influence of residence time of CO on C_{2+} production, the Faradaic efficiency results of individual C_2 products (ethylene, ethanol and acetate) also showed distinct trends. For instance, the use of a parallel FFP at the cathode produced the highest acetate (FE 15–16%) at both 10 and 50 sccm inlet flow rates, which was twice higher than the serpentine and interdigitated FFPs. We hypothesized that the local catalyst microenvironment, specifically the local alkalinity as a result of differences in CO_2 availability might be altered due to the FFP used, which may explain selectivity differences. We then performed CO electrolysis at 200 mA cm^{-2} .

Fig. 5a shows the product distribution obtained from electrochemical CO reduction (ECOR) for the three FFPs. As the reactant feed is switched from CO_2 to CO, we see a clear selectivity switch from ethylene/ethanol to acetate for all three FFPs. Acetate production under these conditions is similar to the existing ECOR literature but it is interesting to see that the differences we observed in ECO_2R have mostly been removed here. When we consider that most of the ECO_2R differences for serpentine vs. parallel channels are explained to be a result of CO pooling and tandem reactions, it then makes sense that we do not see a stark serpentine-parallel difference for CO electrolysis in Fig. 5a where no products can be further reduced. Another interesting trend we observe from both ECO_2R and ECOR tests is that the interdigitated flow field pattern produces the lowest acetate and lowest cell voltage during electrolysis. This variation in acetate production and cell voltage could be attributed to the lower CO residence time and hence lower CO concentration in the liquid phase for the interdigitated case (see Fig. S23, ESI[†]), due to the higher degree of under-rib convection through the GDL. Higher reactant flux through the GDE can result in lower mass transport overpotential as has been shown in some previous studies.^{49,50} However, this is speculative and further research on the reasons behind low

acetate formation rates using interdigitated flow fields are required.

The higher acetate production observed during this reactant switch from CO_2 to CO for all FFPs also suggests a stronger dependence of product distribution on the local alkalinity around the catalyst layer. The concentration of local OH^- ions during ECOR is more than one order of magnitude higher than for ECO_2R ,⁴⁴ where neutralization by buffering reactions with CO_2 occurs. It has been shown before that these abundant hydroxide ions react with the CH_2CO intermediates (eqn (S40) in ESI[†]) relevant for ethylene and ethanol, leading to a switch in product towards acetate.^{51,52} A moderate interfacial pH, observed during ECO_2R (pH < 12–13),⁵³ is then beneficial for avoiding this switch from ethylene/ethanol to acetate. However, modulating the interfacial pH in these catholyte free MEA cells at higher current densities is quite challenging, as this would require modifications either in the type of the ion exchange membrane used or ionomers⁵⁴ within the catalyst coated GDL. Additionally, although our combined results indicate that low flow rates and parallel FFPs contain higher acetate FEs due to local pH differences, further research is needed to fully determine the factors to promote or suppress acetate further.

This interplay of product formation rates highlight important implications for CO electrolysis in zero gap MEA electrolyzers. Although ECOR is beneficial due to the absence of carbonate crossover and lower full cell voltages (Fig. 5b), the findings here show that these advantages come at the expense of lower ethylene and ethanol formation rates. In addition, the calculated full cell energy efficiency (Table S7, ESI[†]) for a combined ethylene and ethanol production from ECOR is similar (23.4%) to ECO_2R (29%), highlighting that the main benefit of COER lies in the long-term operational stability, due to the absence of carbonate formation at the cathode. Overall, this shows that CO_2 electrolysis still has the potential for producing high rates of ethylene and ethanol if stability issues due to (bi) carbonate formation and Cu catalyst stability can be addressed as shown in recent studies.^{55,56}

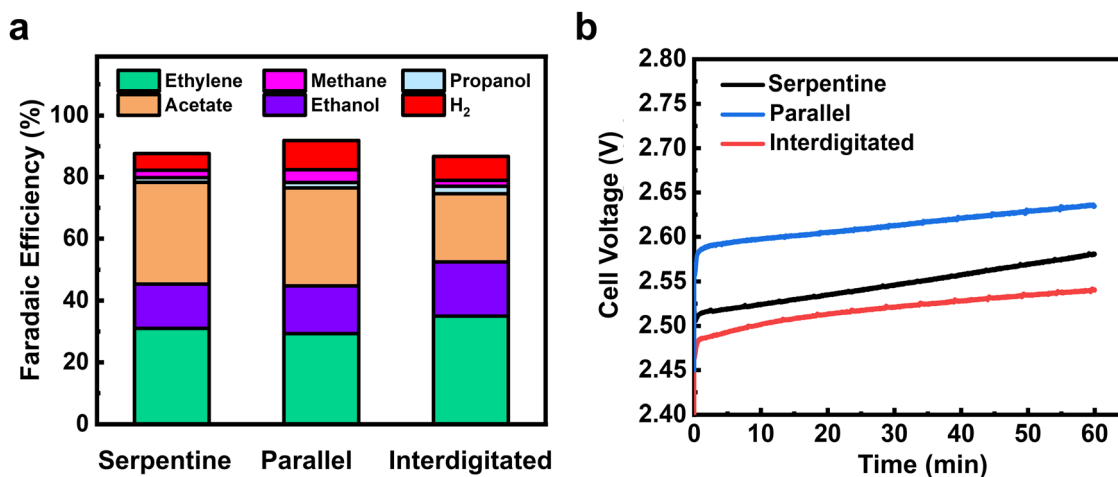


Fig. 5 (a) Product distribution from CO electroreduction for the three flow field patterns at a geometric current density of 200 mA cm^{-2} . (b) Cell voltages obtained ECOR for the three FFP at 200 mA cm^{-2} .



Finally, the major challenge that hinders commercialization of CO₂ electrolyzers using Cu based catalysts lies in its inability to selectively produce ethylene or ethanol with high selectivity (>70%). Most studies have however shown that a combined 70–80% selectivity towards ethylene and ethanol can be obtained at industrially relevant current densities. While these branching pathways towards ethylene and ethanol cannot be well controlled as shown in a recent study,⁵⁷ we posit here that researchers must look into a combined ethylene + ethanol selectivity as a performance metric. This is because ethanol as a liquid product can be separated from the MEA reactor and further be used as a starting material to produce ethylene through a catalytic dehydration reaction.⁵⁸

Importantly, the energy requirements for this ethanol dehydration reaction to ethylene (45 kJ mol⁻¹ of ethylene) are two orders of magnitude lower than a CO₂ electrolyzer producing ethylene (2900 kJ mol⁻¹ of CO₂).⁵⁹ We then argue here that the research community should look into integrating catalytic dehydration of ethanol to ethylene as an additional process step to CO₂ electrolysis in order to make it energy efficient and industrially viable.

Conclusion

In conclusion, the residence time of CO in the liquid catalyst region greatly impacts product distribution from CO₂ electrolysis. Here, we show that modulating the CO residence time is possible with varying inlet flow rates and flow field patterns and is an important consideration for both catalyst and system studies. We show that while both the interdigitated and serpentine flow patterns require higher single pass conversions to limit CO selectivity, a parallel flow pattern shows the highest C₂₊ selectivity at larger and a broader range of flow rates. Under lower flow conditions, we also show that the electrolyzers begin to split into CO₂ and CO dominated regions, which has implications for selectivity, CO₂ utilization efficiencies, and local catalytic and component effects.

Author contributions

Conceptualization: SS and TB. Experimental investigation: SS, JK, PG, HPIvM, and ASK. Transport model and simulations: SS. Supervision: TB. Writing – original draft: SS and TB. Writing – review & editing: SS, TB, JK, ASK, HPIvM, JM, PG, BD, RK, and AU.

Conflicts of interest

The authors declare no competing financial interest.

Acknowledgements

Thomas Burdyny and Siddhartha Subramanian would like to acknowledge the co-financing provided by Shell and a PPP allowance from Top Consortia for Knowledge and Innovation

(TKI) of the Ministry of Economic Affairs and Climate in the context of the TU Delft e-Refinery Institute. In addition, the authors thank Joost Middelkoop for technical support with flow field design fabrication and Herman Schreuders for technical support with the magnetron sputter deposition technique.

References

- 1 Y. Hori, I. Takahashi, O. Koga and N. Hoshi, Selective Formation of C₂ Compounds from Electrochemical Reduction of CO₂ at a Series of Copper Single Crystal Electrodes, *J. Phys. Chem. B*, 2002, **106**, 15–17.
- 2 A. J. Garza, A. T. Bell and M. Head-Gordon, Mechanism of CO₂ Reduction at Copper Surfaces: Pathways to C₂ Products, *ACS Catal.*, 2018, **8**, 1490–1499.
- 3 M. Gattrell, N. Gupta and A. Co, A review of the aqueous electrochemical reduction of CO₂ to hydrocarbons at copper, *J. Electroanal. Chem.*, 2006, **594**, 1–19.
- 4 K. P. Kuhl, E. R. Cave, D. N. Abram and T. F. Jaramillo, New insights into the electrochemical reduction of carbon dioxide on metallic copper surfaces, *Energy Environ. Sci.*, 2012, **5**, 7050.
- 5 A. A. Peterson, F. Abild-Pedersen, F. Studt, J. Rossmeisl and J. K. Nørskov, How copper catalyzes the electroreduction of carbon dioxide into hydrocarbon fuels, *Energy Environ. Sci.*, 2010, **3**, 1311.
- 6 G. Mangione, J. Huang, R. Buonsanti and C. Corminboeuf, Dual-Facet Mechanism in Copper Nanocubes for Electrochemical CO₂ Reduction into Ethylene, *J. Phys. Chem. Lett.*, 2019, **10**, 4259–4265.
- 7 Y. Zheng, *et al.*, Understanding the Roadmap for Electrochemical Reduction of CO₂ to Multi-Carbon Oxygenates and Hydrocarbons on Copper-Based Catalysts, *J. Am. Chem. Soc.*, 2019, **141**, 7646–7659.
- 8 T. K. Todorova, M. W. Schreiber and M. Fontecave, Mechanistic Understanding of CO₂ Reduction Reaction (CO₂RR) Toward Multicarbon Products by Heterogeneous Copper-Based Catalysts, *ACS Catal.*, 2020, **10**, 1754–1768.
- 9 K. Rossi and R. Buonsanti, Shaping Copper Nanocatalysts to Steer Selectivity in the Electrochemical CO₂ Reduction Reaction, *Acc. Chem. Res.*, 2022, **55**, 629–637.
- 10 G. L. De Gregorio, *et al.*, Facet-Dependent Selectivity of Cu Catalysts in Electrochemical CO₂ Reduction at Commercially Viable Current Densities, *ACS Catal.*, 2020, **10**, 4854–4862.
- 11 C. Zhan, *et al.*, Revealing the CO Coverage-Driven C–C Coupling Mechanism for Electrochemical CO₂ Reduction on Cu₂O Nanocubes *via Operando* Raman Spectroscopy, *ACS Catal.*, 2021, **11**, 7694–7701.
- 12 C.-T. Dinh, *et al.*, CO₂ electroreduction to ethylene via hydroxide-mediated copper catalysis at an abrupt interface, *Science*, 2018, **360**, 783–787.
- 13 F. P. García De Arquer, *et al.*, CO₂ electrolysis to multicarbon products at activities greater than 1 A cm⁻², *Science*, 2020, **367**, 661–666.



- 14 S. Nitopi, *et al.*, Progress and Perspectives of Electrochemical CO₂ Reduction on Copper in Aqueous Electrolyte, *Chem. Rev.*, 2019, **119**, 7610–7672.
- 15 A. Bagger, W. Ju, A. S. Varela, P. Strasser and J. Rossmeisl, Electrochemical CO₂ Reduction: A Classification Problem, *Chem. Phys. Chem.*, 2017, **18**, 3266–3273.
- 16 C. W. Li, J. Ciston and M. W. Kanan, Electroreduction of carbon monoxide to liquid fuel on oxide-derived nanocrystalline copper, *Nature*, 2014, **508**, 504–507.
- 17 K. J. P. Schouten, E. Pérez Gallent and M. T. M. Koper, The influence of pH on the reduction of CO and CO₂ to hydrocarbons on copper electrodes, *J. Electroanal. Chem.*, 2014, **716**, 53–57.
- 18 R. Kortlever, J. Shen, K. J. P. Schouten, F. Calle-Vallejo and M. T. M. Koper, Catalysts and Reaction Pathways for the Electrochemical Reduction of Carbon Dioxide, *J. Phys. Chem. Lett.*, 2015, **6**, 4073–4082.
- 19 X. Wang, *et al.*, Mechanistic reaction pathways of enhanced ethylene yields during electroreduction of CO₂–CO co-feeds on Cu and Cu-tandem electrocatalysts, *Nat. Nanotechnol.*, 2019, **14**, 1063–1070.
- 20 W. Gao, Y. Xu, L. Fu, X. Chang and B. Xu, Experimental evidence of distinct sites for CO₂-to-CO and CO conversion on Cu in the electrochemical CO₂ reduction reaction, *Nat. Catal.*, 2023, **6**, 885–894.
- 21 S. Louisia, *et al.*, The presence and role of the intermediary CO reservoir in heterogeneous electroreduction of CO₂, *Proc. Natl. Acad. Sci.*, 2022, **119**, e2201922119.
- 22 C. G. Morales-Guio, *et al.*, Improved CO₂ reduction activity towards C₂+ alcohols on a tandem gold on copper electrocatalyst, *Nat. Catal.*, 2018, **1**, 764–771.
- 23 Y. Lum and J. W. Ager, Sequential catalysis controls selectivity in electrochemical CO₂ reduction on Cu, *Energy Environ. Sci.*, 2018, **11**, 2935–2944.
- 24 T. Zhang, Z. Li, J. Zhang and J. Wu, Enhance CO₂-to-C₂+ products yield through spatial management of CO transport in Cu/ZnO tandem electrodes, *J. Catal.*, 2020, **387**, 163–169.
- 25 C. Chen, *et al.*, Cu-Ag Tandem Catalysts for High-Rate CO₂ Electrolysis toward Multicarbon, *Joule*, 2020, **4**, 1688–1699.
- 26 T. Zhang, *et al.*, Highly selective and productive reduction of carbon dioxide to multicarbon products *via in situ* CO management using segmented tandem electrodes, *Nat. Catal.*, 2022, **5**, 202–211.
- 27 L.-C. Weng, A. T. Bell and A. Z. Weber, A systematic analysis of Cu-based membrane-electrode assemblies for CO₂ reduction through multiphysics simulation, *Energy Environ. Sci.*, 2020, **13**, 3592–3606.
- 28 C. M. Gabardo, *et al.*, Continuous Carbon Dioxide Electroreduction to Concentrated Multi-carbon Products Using a Membrane Electrode Assembly, *Joule*, 2019, **3**, 2777–2791.
- 29 E. W. Lees, B. A. W. Mowbray, F. G. L. Parlane and C. P. Berlinguette, Gas diffusion electrodes and membranes for CO₂ reduction electrolyzers, *Nat. Rev. Mater.*, 2021, **7**, 55–64.
- 30 H. Simonson, *et al.*, Direct Measurement of Electrochemical Selectivity Gradients over a 25 cm² Copper Gas Diffusion Electrode, *ACS Energy Lett.*, 2023, **8**, 3811–3819.
- 31 U. Krewer, *et al.*, Direct methanol fuel cell (DMFC): analysis of residence time behaviour of anodic flow bed, *Chem. Eng. Sci.*, 2004, **59**, 119–130.
- 32 F. Barreras, A. Lozano, L. Valiño, C. Marín and A. Pascau, Flow distribution in a bipolar plate of a proton exchange membrane fuel cell: experiments and numerical simulation studies, *J. Power Sources*, 2005, **144**, 54–66.
- 33 F. Trachsel, A. Günther, S. Khan and K. F. Jensen, Measurement of residence time distribution in microfluidic systems, *Chem. Eng. Sci.*, 2005, **60**, 5729–5737.
- 34 J. Diep, D. Kiel, J. St-Pierre and A. Wong, Development of a residence time distribution method for proton exchange membrane fuel cell evaluation, *Chem. Eng. Sci.*, 2007, **62**, 846–857.
- 35 N. T. Nesbitt, *et al.*, Liquid–Solid Boundaries Dominate Activity of CO₂ Reduction on Gas-Diffusion Electrodes, *ACS Catal.*, 2020, **10**, 14093–14106.
- 36 P. Wei, *et al.*, Coverage-driven selectivity switch from ethylene to acetate in high-rate CO₂/CO electrolysis, *Nat. Nanotechnol.*, 2023, **18**, 299–306.
- 37 D. S. Ripatti, T. R. Veltman and M. W. Kanan, Carbon Monoxide Gas Diffusion Electrolysis that Produces Concentrated C₂ Products with High Single-Pass Conversion, *Joule*, 2019, **3**, 240–256.
- 38 J. Li, *et al.*, Enhanced multi-carbon alcohol electroproduction from CO via modulated hydrogen adsorption, *Nat. Commun.*, 2020, **11**, 3685.
- 39 S. Brückner, *et al.*, Design and Diagnosis of High-Performance CO₂-to-CO Electrolyzer Cells, *Nat. Chem. Eng.*, 2024, **1**, 229–239.
- 40 E. Bertheussen, *et al.*, Acetaldehyde as an Intermediate in the Electroreduction of Carbon Monoxide to Ethanol on Oxide-Derived Copper, *Angew. Chem., Int. Ed.*, 2016, **55**, 1450–1454.
- 41 M. Jouny, W. Luc and F. Jiao, High-rate electroreduction of carbon monoxide to multi-carbon products, *Nat. Catal.*, 2018, **1**, 748–755.
- 42 M. Ma, *et al.*, Insights into the carbon balance for CO₂ electroreduction on Cu using gas diffusion electrode reactor designs, *Energy Environ. Sci.*, 2020, **13**, 977–985.
- 43 S. Subramanian, *et al.*, Geometric Catalyst Utilization in Zero-Gap CO₂ Electrolyzers, *ACS Energy Lett.*, 2023, **8**, 222–229.
- 44 J. Li, *et al.*, Constraining CO coverage on copper promotes high-efficiency ethylene electroproduction, *Nat. Catal.*, 2019, **2**, 1124–1131.
- 45 M. Schreier, Y. Yoon, M. N. Jackson and Y. Surendranath, Competition between H and CO for active sites governs copper-mediated electrosynthesis of hydrocarbon fuels, *Angew. Chem., Int. Ed.*, 2018, **130**(32), 10378–10382.
- 46 W. Luc, *et al.*, Two-dimensional copper nanosheets for electrochemical reduction of carbon monoxide to acetate, *Nat. Catal.*, 2019, **2**, 423–430.
- 47 L. Wang, *et al.*, Electrochemical Carbon Monoxide Reduction on Polycrystalline Copper: Effects of Potential, Pressure, and pH on Selectivity toward Multicarbon and Oxygenated Products, *ACS Catal.*, 2018, **8**, 7445–7454.



- 48 S. C. Da Cunha and J. Resasco, Maximizing single-pass conversion does not result in practical readiness for CO₂ reduction electrolyzers, *Nat. Commun.*, 2023, **14**, 5513.
- 49 Z. Xing, L. Hu, D. S. Ripatti, X. Hu and X. Feng, Enhancing carbon dioxide gas-diffusion electrolysis by creating a hydrophobic catalyst microenvironment, *Nat. Commun.*, 2021, **12**, 136.
- 50 Z. Zhang, *et al.*, Porous metal electrodes enable efficient electrolysis of carbon capture solutions, *Energy Environ. Sci.*, 2022, **15**, 705–713.
- 51 H. H. Heenen, *et al.*, The mechanism for acetate formation in electrochemical CO₂ reduction on Cu: selectivity with potential, pH, and nanostructuring, *Energy Environ. Sci.*, 2022, **15**, 3978–3990.
- 52 S. Guo, *et al.*, Promoting Electrolysis of Carbon Monoxide toward Acetate and 1-Propanol in Flow Electrolyzer, *ACS Energy Lett.*, 2023, **8**, 935–942.
- 53 T. Burdyny and W. A. Smith, CO₂ reduction on gas-diffusion electrodes and why catalytic performance must be assessed at commercially-relevant conditions, *Energy Environ. Sci.*, 2019, **12**, 1442–1453.
- 54 C. Kim, *et al.*, Tailored catalyst microenvironments for CO₂ electroreduction to multicarbon products on copper using bilayer ionomer coatings, *Nat. Energy*, 2021, **6**, 1026–1034.
- 55 B. Endrődi, *et al.*, Operando cathode activation with alkali metal cations for high current density operation of water-fed zero-gap carbon dioxide electrolyzers, *Nat. Energy*, 2021, **6**, 439–448.
- 56 T. N. Nguyen, *et al.*, Catalyst Regeneration via Chemical Oxidation Enables Long-Term Electrochemical Carbon Dioxide Reduction, *J. Am. Chem. Soc.*, 2022, **144**, 13254–13265.
- 57 G. Kastlunger, H. H. Heenen and N. Govindarajan, Combining First-Principles Kinetics and Experimental Data to Establish Guidelines for Product Selectivity in Electrochemical CO₂ Reduction, *ACS Catal.*, 2023, **13**, 5062–5072.
- 58 A. Mohsenzadeh, A. Zamani and M. J. Taherzadeh, Bioethylene Production from Ethanol: A Review and Techno-economical Evaluation, *ChemBioEng Rev.*, 2017, **4**, 75–91.
- 59 T. Moore, *et al.*, Electrolyzer energy dominates separation costs in state-of-the-art CO₂ electrolyzers: Implications for single-pass CO₂ utilization, *Joule*, 2023, **7**, 782–796.

