



**Environmental
Science**
Processes & Impacts

**Emerging investigator series: Influence of Marine Emissions
and Atmospheric Processing on Individual Particle
Composition of Summertime Arctic Aerosol in the Bering
Strait and Chukchi Sea**

Journal:	<i>Environmental Science: Processes & Impacts</i>
Manuscript ID	EM-ART-10-2019-000495.R1
Article Type:	Paper

SCHOLARONE™
Manuscripts

1
2
3
4
5
6 **Emerging investigator series: Influence of Marine Emissions and Atmospheric Processing**
7 **on Individual Particle Composition of Summertime Arctic Aerosol in the Bering Strait and**
8 **Chukchi Sea**
9

10
11 *Rachel M. Kirpes¹, Blanca Rodriguez², Saewung Kim², Swarup China³, Alexander Laskin^{3†},*
12 *Keyhong Park⁴, Jinyoung Jung⁴, Andrew P. Ault^{1,5}, Kerri A. Pratt^{1,6*}*
13

14 ¹Department of Chemistry, University of Michigan, Ann Arbor, MI, 48109, USA

15 ²Department of Earth System Science, University of California, Irvine, CA, 92697, USA

16 ³Environmental Molecular Sciences Laboratory, Pacific Northwest National Laboratory,
17 Richland, WA, 99352, USA

18 ⁴Korea Polar Research Institute, Incheon, 21990, South Korea

19 ⁵Department of Environmental Health Sciences, University of Michigan, Ann Arbor, MI, 48109,
20 USA

21 ⁶Department of Earth & Environmental Sciences, University of Michigan, Ann Arbor, MI,
22 48109, USA

23
24
25
26 *correspondence to: K.A. Pratt: 930 N University Ave, Ann Arbor, MI 48109; 734-763-2871;
27 prattka@umich.edu

28 Present Addresses

29
30 †Department of Chemistry, Purdue University, West Lafayette, Indiana, 47907, USA
31
32
33

34 **KEYWORDS:** marine aerosol, atmospheric chemistry, Arctic, sulfate, summer
35
36
37
38
39
40
41
42
43
44
45
46
47
48
49
50
51
52
53
54
55
56
57
58
59
60

ABSTRACT

The Arctic is rapidly transforming due to sea ice loss, increasing shipping activity, and oil and gas development. Associated marine and combustion emissions influence atmospheric aerosol composition, impacting complex aerosol-cloud-climate feedbacks. To improve understanding of the sources and processes determining Arctic aerosol composition, atmospheric particles were collected aboard the Korean icebreaker R/V *Araon* cruising within the Bering Strait and Chukchi Sea during August 2016. Offline analyses of individual particles by microspectroscopic techniques, including scanning electron microscopy with energy dispersive X-ray spectroscopy and atomic force microscopy with infrared spectroscopy, provided information on particle size, morphology, and chemical composition. The most commonly observed particle types were sea spray aerosol (SSA), comprising ~ 60 – 90 %, by number, of supermicron particles, and organic aerosol (OA), comprising ~50 – 90 %, by number, of submicron particles. Sulfate and nitrate were internally mixed within both SSA and OA particles, consistent with particle multiphase reactions during atmospheric transport. Within the Bering Strait, SSA and OA particles were more aged, with greater number fractions of particles containing sulfate and/or nitrate, compared to particles collected over the Chukchi Sea. This is indicative of greater pollution influence within the Bering Strait from coastal and inland sources, while the Chukchi Sea is primarily influenced by marine sources.

ENVIRONMENTAL SIGNIFICANCE STATEMENT

As the Alaskan Arctic is rapidly changing due to sea ice loss, there is also increasing shipping activity and oil and gas development in the region. These changing sources of atmospheric particles and trace gases impact atmospheric chemistry in the Bering Strait and Chukchi Sea in the Alaskan Arctic. However, there have been few measurements of individual atmospheric particle

1
2
3 size and composition, which drive particle impacts on climate. We observed marine biogenic,
4
5 terrestrial, and anthropogenic sources to influence summertime atmospheric particle composition.
6
7
8
9

10 INTRODUCTION

11
12 The Arctic region is currently warming at twice the rate of the global average.^{1,2} In the
13
14 Arctic summertime, atmospheric particles directly affect climate by scattering or absorbing
15
16 incoming solar radiation, both in the atmosphere and when deposited on snow and ice-covered
17
18 surfaces,³⁻⁹ contributing to the Arctic amplification of temperature changes compared to the global
19
20 average.^{1,2} Additionally, atmospheric particles impact the Arctic climate by altering cloud
21
22 formation and properties, including cloud brightness and lifetime.⁹⁻¹¹ Particle composition is
23
24 influenced by condensation of lower volatility species and multiphase reactions in the atmosphere
25
26 with both natural marine and anthropogenic trace gases.¹²⁻¹⁵ The resulting complex and evolving
27
28 aerosol mixture affects subsequent climate-relevant properties, including cloud condensation
29
30 nuclei (CCN) and ice nucleating particle (INP) propensity.¹⁶⁻¹⁸
31
32
33
34

35 The summertime Arctic is primarily influenced by local and regional aerosol sources,^{4,8,14}
36
37 which are changing as a result of Arctic warming and melting of the sea ice.^{19,20} The ice loss is
38
39 particularly extreme in coastal regions, including the Bering and Chukchi Seas in the Alaskan
40
41 Arctic and the Greenland Sea.²¹ With declining sea ice, production of primary sea spray aerosol
42
43 (SSA) and secondary aerosol precursors, including the trace gases dimethyl sulfide (DMS) and
44
45 biogenic volatile organic compounds (VOCs), are expected to be increasing.²²⁻²⁴ Increasing
46
47 development, including oil and gas extraction in the Alaskan, Russian, and Norwegian Arctic, is
48
49 also contributing to local anthropogenic aerosol and precursor emissions.²⁵⁻²⁷ Decreasing sea ice
50
51 is also resulting in increased shipping activity and associated emissions, particularly in the Alaskan
52
53
54
55
56
57
58
59
60

1
2
3 Arctic,^{25–27} since the Bering Strait is a critical point of entry to the Arctic and the Northern Sea
4 route.²⁸ Projected increases in ship traffic (by more than 50% by 2050) and continued oil and gas
5 exploration and drilling will contribute to combustion emissions, including soot,^{29–31} and
6 secondary aerosol precursors, including trace gases NO_x, SO₂, and VOCs.^{14,25,26,32–35}
7
8
9

10
11
12 Aerosol mixing state describes the distribution of chemical species across a population of
13 particles and within each individual particle.³⁶ The direction and magnitude of aerosol impacts on
14 radiative forcing depends on individual particle composition and mixing state, as well as particle
15 size and morphology.³⁶ For example, soot absorbs radiation, resulting in warming, and sulfate
16 scatters radiation, resulting in cooling.³⁶ Mixing state also controls particle properties that
17 influence aerosol indirect effects; for example, the hygroscopicity of sea salt can be reduced by an
18 organic coating, thereby decreasing particle CCN efficiency.⁴ Aerosol composition and mixing
19 state are determined by emission sources and subsequent atmospheric processing through reactions
20 and condensation of secondary materials.^{37,38} Single particle techniques are well-suited to
21 determine aerosol mixing state, by measuring the distribution of chemical species within individual
22 particles.^{37–39} However, few single particle studies have been conducted in the Arctic,⁴ and
23 significant gaps remain in understanding Arctic aerosol mixing state.
24
25
26
27
28
29
30
31
32
33
34
35
36
37
38
39

40 Ship-based studies in the Bering Strait and Chukchi Sea have observed influences of both
41 natural and anthropogenic sources on aerosol composition based on bulk measurements assessing
42 contributions of sea salt, mineral dust, metals, organic compounds, and soot.^{40–45} Despite the
43 climate implications of this complex aerosol chemistry in the summertime Arctic, there have been
44 few single particle measurements in the Bering Strait or Chukchi Sea.^{40,46,47} In this study,
45 atmospheric particles were collected during the icebreaker (IBR/V) *Araon* 2016 Arctic research
46 cruise in August, 2016 within the Bering Strait and eastern Chukchi Sea. Subsequent
47
48
49
50
51
52
53
54
55
56
57
58
59
60

1
2
3 measurements of individual particle chemical composition and morphology were conducted to
4
5 determine the influences of marine and anthropogenic sources on atmospheric composition and
6
7 mixing state in the Alaskan Arctic.
8
9

10 11 METHODS

12
13
14 Atmospheric particles were collected during the IBR/V *Araon* research cruise from August
15
16 1 – August 20, 2016 in the Alaskan Arctic. Particles were collected using a microanalysis particle
17
18 sampler (MPS-3, California Measurements) with aluminum foil substrates (MPS Corp.) on stage
19
20 2 (0.40 – 2.8 μm aerodynamic diameter, d_a) and transmission electron microscopy (TEM) grid
21
22 substrates (carbon Type-B Formvar film copper grids, Ted Pella Inc.) on stage 3 (0.07 – 0.40 μm
23
24 d_a). Samples were collected at ambient relative humidity and temperature (Table 1) and then sealed
25
26 and stored in the dark at room temperature (~ 20 °C) until analysis.⁴⁸ Samples were collected for
27
28 12 h durations during clean periods, which were determined by establishing a clean sector void of
29
30 ship emissions, defined by the relative wind direction to the bow of the ship.⁴⁹ This study focuses
31
32 on eight sampling periods during the cruise in the Bering Strait and Chukchi Sea; these periods
33
34 were selected based on clean sector sampling within regions of interest, without active
35
36 precipitation, and representing a range of meteorological conditions (i.e. temperature and wind
37
38 speed) (Table 1, Fig. S1). NOAA HYSPLIT 48 h backward air mass trajectories^{50,51} were
39
40 calculated for the midpoint of each sampling period, using the ship position at that time as the
41
42 trajectory start. The August 02 sample was collected during a port stop at Nome, Alaska, during
43
44 stagnant air (wind speeds < 2 m/s). For these samples, less than 1 % of measured particles, by
45
46 number, were soot, indicating that the particle samples were not influenced by the ship's emissions.
47
48
49
50
51
52
53
54
55
56
57
58
59
60

Table 1: Summary of atmospheric particle samples collected aboard the IBR/V *Araon* during August, 2016. The number of particles analyzed refers to CCSEM-EDX. Wind speed data was not available for all samples.

Sample	Sample Time (UTC)	Start Location	Average Wind Speed	Average Temperature	Weather	Number of Particles Analyzed
August 01 (morning)	0418 - 1624	61.67° N, 171.79° W		11 °C	clear	2165
August 01 (evening)	1639 - 0443	62.97° N, 167.42° W	stagnant	11 °C	foggy, cloudy	1710
August 02	0449 - 1625	64.48° N, 165.32° W	stagnant	10 °C	cloudy	2113
August 06	0412 - 1603	65.15° N, 168.65° W	5.5 m/s	10 °C	foggy, cloudy	3777
August 10	1845 - 0416	75.12° N, 175.26° W	13 m/s	-4 °C	cloudy	1651
August 12	1952 - 0618	77.01° N, 176.62° W		-4 °C	cloudy, foggy	1938
August 14	0623 - 1903	77.99° N, 177.00 °W		-3 °C	foggy, cloudy	2006
August 20	0615 - 1840	76.01° N, 162.30° W	5.5 m/s	-1 °C	cloudy	1868

Computer-controlled scanning electron microscopy with energy dispersive X-ray spectroscopy (CCSEM-EDX) was performed to analyze ~ 1000 particles per sample, for a total of 17,228 particles (Table 1). Samples on stage 3 TEM grid substrates were analyzed using a FEI Quanta environmental SEM with a field emission gun (FEG) operating at 20 keV accelerating voltage with a scanning transmission electron microscopy high angle annular dark field detector to collect SEM images, providing morphological information. An EDX spectrometer (EDAX, Inc.) measured individual particle X-ray spectra and provided the relative atomic abundance of elements C, N, O, Na, Mg, Al, Si, P, S, Cl, K, Ca, Ti, V, Fe, Ni, and Zn. Additional CCSEM-EDX analysis of stage 2 samples on aluminum foil were conducted using a FEI Helios SEM/FIB with FEG operating at 20 keV with a secondary electron Everhart-Thornley detector to collect SEM images.

1
2
3 An EDX spectrometer (EDAX, Inc.) measured X-ray spectra and provided the relative atomic
4 abundance of elements C, N, O, Na, Mg, P, S, Cl, K, Ca, Ti, V, Fe, Ni, and Zn. Al and Si were
5
6 omitted from stage 2 EDX measurements due to significant background from the substrate and
7
8 detector, respectively.¹⁴
9

10
11
12 Following the method described by Ault et al.,⁵² K-means clustering of the individual
13
14 particle EDX spectra resulted in 50 clusters each for all stage 2 particle data and stage 3 particle
15
16 data. The optimal number of clusters (50) applied to the data in this study was selected by
17
18 determining the number of clusters when cluster error began to plateau and spectra with minimal
19
20 differences began to split into separate clusters.⁵² The 50 clusters were then grouped into six
21
22 broader particle classes primarily separated by sources (fresh SSA, aged SSA, mineral dust,
23
24 ammonium sulfate, organic aerosol (OA), and soot), based on comparisons of the EDX spectra to
25
26 particle classes reported in previous studies.^{14,52,53} Prior CCSEM-EDX studies have established
27
28 EDX spectral signatures for fresh SSA,^{15,54} aged SSA,^{14,15} mineral dust,^{15,55,56} ammonium sulfate,⁵⁷
29
30 OA,^{14,15,57} and soot.^{14,58} These particle types have been previously observed in the Arctic
31
32 environment.^{14,15,59,60} EDX can be less sensitive to lighter elements including C, N, and O;
33
34 therefore, the values presented herein represent lower limits.⁶¹ While a small number of particles
35
36 with morphology indicative of primary biological aerosol were observed during manual SEM
37
38 imaging, no biological particle cluster (characterized by particles containing P and K)⁶² was
39
40 identified by k-means clustering. These particles were likely included in the OA class based on
41
42 similarity of chemical composition⁵⁷ and the low abundance of biological particles.
43
44
45
46
47
48

49 Individual particle morphology, phase, and infrared spectra were measured by atomic force
50
51 microscopy with photothermal infrared spectroscopy (AFM-PTIR) using a nanoIR2 instrument
52
53 (Anasys Instruments), following a method previously established for atmospheric particles.^{63–65}
54
55
56
57
58
59
60

1
2
3 August 2 (12 particles) and August 12 (15 particles) stage 3 samples ($0.07 - 0.40 \mu\text{m d}_a$) were
4 analyzed by AFM-IR. AFM images were collected in contact mode at a 1.0 Hz scan rate over a 5
5 $\mu\text{m} \times 5 \mu\text{m}$ area on the copper grid bar of the TEM grid substrates. IR spectra were collected over
6 the $900 - 3600 \text{ cm}^{-1}$ range at 4 cm^{-1} resolution.
7
8
9
10
11
12
13

14 RESULTS AND DISCUSSION

15 *Observed particle types*

16
17 For the atmospheric particles collected within the Bering Strait and Chukchi Sea and
18 presented here, six individual particle classes were identified by CCSEM-EDX analysis: fresh
19 SSA, aged SSA, OA, ammonium sulfate, dust, and soot (Fig. 1). Fresh SSA particles were
20 characterized by Na and Cl with mole ratios (average $\text{Cl/Na} = 0.98 \pm 0.01$, 95% confidence
21 interval) similar to seawater (1.16),⁶⁶ indicative of local production.^{15,67} Aged SSA particles
22 exhibited partial or full Cl depletion (average $\text{Cl/Na} = 0.2 \pm 0.4$), with quantitative replacement
23 by sulfate and/or nitrate (identified by S and/or N in the EDX spectra) (Fig. S2).^{14,15,68,69} SSA aging
24 is a result of multiphase reactions during atmospheric transport between sodium chloride and
25 nitrogen- and sulfur-containing gases, resulting in the formation of sodium nitrate and sodium
26 sulfate in the particle phase, with Cl liberation in the form of gaseous HCl.⁷⁰⁻⁷³ Additional Cl
27 depletion beyond replacement by sulfate or nitrate (Fig. S2) may be explained by atmospheric
28 reactions with organic acids.⁷³ SSA particles (both fresh and aged) can also contain organic
29 material in the form of an organic coating;⁷⁴ SSA composition is discussed further below.
30
31
32
33
34
35
36
37
38
39
40
41
42
43
44
45
46
47
48

49 Ammonium sulfate particles were identified based on the predominance of N and S in the
50 EDX spectra,⁵⁷ in addition to their distinct morphology determined by CCSEM-EDX images and
51 behavior during SEM imaging, as these particles are semi-volatile and sensitive to the electron
52
53
54
55
56
57
58
59
60

1
2
3 beam.^{75,76} Since EDX is not particularly sensitive to detection of N,⁶¹ the detection of these N and
4
5 S dominant particles is indicative of an ammonium sulfate rich particle type, formed by the reaction
6
7 of ammonia with sulfuric acid.^{57,76,77} The ammonium sulfate particles likely also contained some
8
9 organic material. OA particles were characterized by primarily containing C and O, with a fraction
10
11 of the particles, by number, also containing S and/or N, showing internal mixing of organic
12
13 compounds with sulfate and/or nitrate.^{14,15} Greater number fractions of supermicron OA particles
14
15 contained sulfate and nitrate compared to submicron particles, possibly due to challenges in
16
17 detecting S and N by EDX in the submicron particles.⁶¹ Internal mixing of organics and sulfate in
18
19 submicron OA particles was confirmed by AFM-IR analysis (Fig. S3), with IR peaks
20
21 corresponding to sulfate, $\nu(\text{C-H})$, $\nu(\text{C=O})$, and $\delta(\text{C-H})$.⁶³⁻⁶⁵ Based on their morphology, these OA
22
23 particles are likely secondary aerosol formed from the condensation of semivolatile anthropogenic
24
25 or biogenic trace gases.
26
27
28
29

30
31 Minor particle types (in total < 5% of the particle number) included dust and soot. Dust
32
33 particles contained mostly Ca, Al, and/or Si; a fraction of particles also contained trace metals
34
35 including Mg and Zn, suggesting influence from both terrestrial and industrial sources.^{15,55,56,78}
36
37 Dust particles were overall a small fraction of the observed aerosol number (< 3 %), but were
38
39 present in all samples, likely transported from regional sources in Alaska or from long range
40
41 transport from the Asian continent.⁷⁹ A small fraction of observed particles were also identified as
42
43 soot, characterized by C-rich EDX spectra and distinct morphology (Fig. 1f).^{14,58,78} Soot was a
44
45 small fraction of the observed particles (< 2%, by number, from 0.1 – 1.0 μm), indicating that these
46
47 samples were not contaminated by direct emissions from the ship itself. Some soot may have been
48
49 present internally mixed with OA and/or sulfate as a result of atmospheric aging during transport
50
51 from pollution sources, and these particles would be classified as part of the OA type.^{14,15}
52
53
54
55
56
57
58
59
60

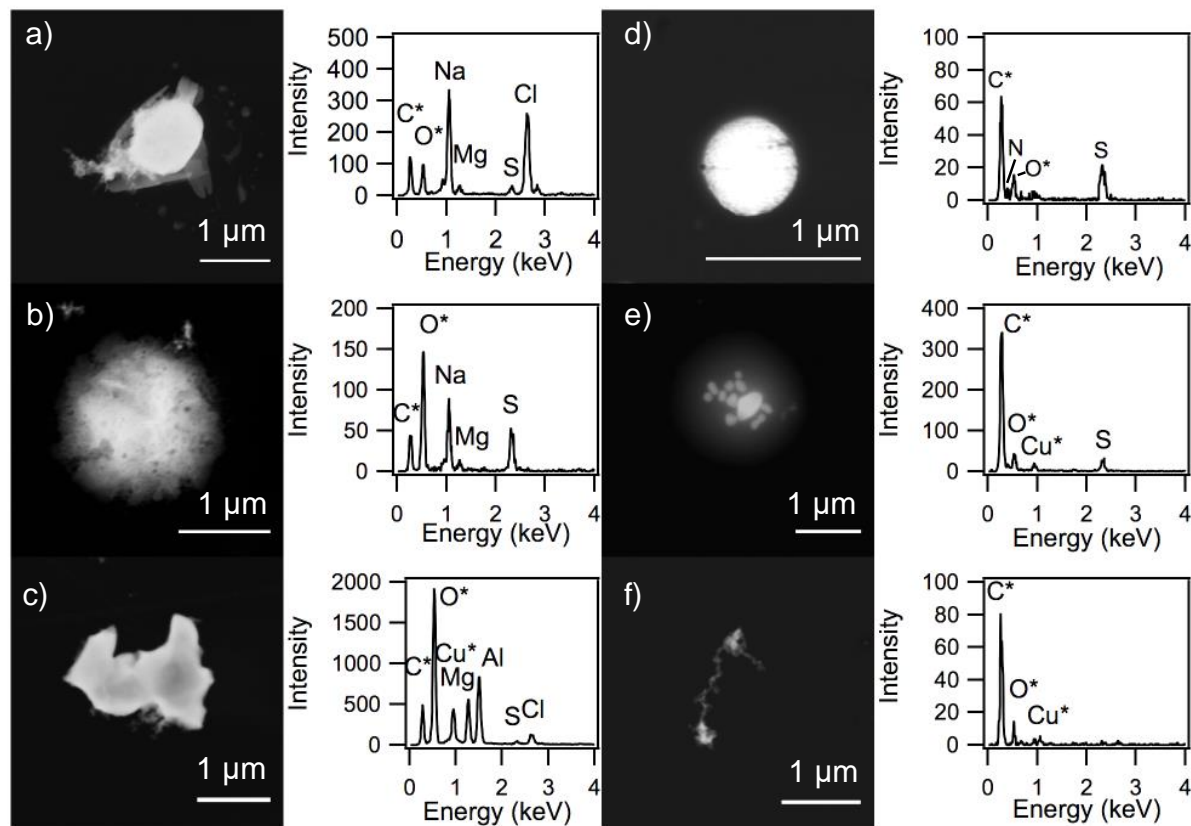


Figure 1: Representative SEM images and EDX spectra of individual particles corresponding to the six types, identified by CCSEM-EDX: a) fresh SSA, characterized by Na and Cl, b) aged SSA, characterized by Na and S, c) aluminum and magnesium dust particle, d) ammonium sulfate particle, e) OA particle with sulfur, and f) soot. *Copper, carbon, and oxygen peaks include some signal from the TEM grid and substrate background.

Air Mass Influences and Particle Sources

Distinct differences in the size-resolved number fractions of the particle classes were observed for particles collected in the Bering Strait compared to the Chukchi Sea, indicative of different air mass and source influences (Fig. 2 & 3). No sea ice was present in the Bering Strait during August, 2016, but the region is biologically productive,^{80,81} as indicated by high chlorophyll-a concentrations inferred from satellite imaging (Fig. 2d). There was also minimal sea ice present in the Chukchi Sea during this period, with samples collected above open water and near the ice edge in the marginal ice zone (Fig. 3d). With this great extent of open water, marine

1
2
3 influences were present in the Bering Strait and Chukchi Sea. However, the Bering Strait also
4
5 experienced terrestrial dust influence from Alaska and eastern Russia, and anthropogenic influence
6
7 from oil and gas exploration and shipping activity.
8
9

10 Bering Strait samples included August 01 morning and evening, August 02, and August
11
12 06. Backward air mass trajectories showed influence of marine coastal regions within the Bering
13
14 Strait for August 01 morning and evening and August 02, and terrestrial influence from inland
15
16 Alaska on August 06 (Fig. 2). All Bering Strait samples showed coastal marine and anthropogenic
17
18 influence. Fresh SSA was the dominant particle type in the supermicron range (55 - 65 % of
19
20 particles, by number), and was present in the submicron range as well (20 – 30 %). Aged SSA
21
22 comprised only ~20 % of particles in the submicron size range (0.1 – 1.0 μm projected area
23
24 diameter (d_{pa}), as measured by CCSEM-EDX)⁶⁹ (Fig. 2). Consistent with this observation,
25
26 previous bulk aerosol studies have observed influence of sodium and chloride on atmospheric
27
28 particle composition in the Bering Strait.^{40,42,44}
29
30
31
32

33 Dust was also present in all Bering Strait samples (~1 - 5%,by number, from 0.5 – 5.0 μm),
34
35 from terrestrial and industrial sources.^{14,42,45,78} Increased number fractions of dust were present in
36
37 both the sub- and supermicron ranges on August 01 (Fig. 2), with air masses from eastern Russia.
38
39 These August 01 dust particles contained aluminum and zinc, likely from Russian industrial
40
41 sources,⁸² while calcium-containing dust, likely from crustal weathering dust,^{42,55,79} was present in
42
43 all samples at number fractions of less than 5 %.
44
45
46

47 In all Bering Strait samples, OA particles dominated the submicron size range (number
48
49 fraction: 40 - 50 %) (Fig. 2). Previous studies have attributed OA observed in the Bering Strait to
50
51 marine biogenic SOA,^{40,83} wildfires,⁸⁴ and anthropogenic sources (e.g. shipping emissions).^{40,46}
52
53 Vanadium, a tracer for shipping emissions, was present in 7% of the Bering Strait OA particles,
54
55
56
57
58
59
60

1
2
3 with similar number fractions of vanadium-containing particles observed in all samples. Overall,
4 a greater number fraction of Bering Strait OA particles contained nitrate and/or sulfate and nitrate
5 (Fig. S4), compared to Chukchi Sea OA, likely due to greater anthropogenic influence. Previous
6 summertime studies have measured non-sea salt sulfate within the north Bering Sea, with higher
7 concentrations observed with more pollution influence.⁸⁵ The Bering Strait is a busy shipping lane,
8 providing NO_x and SO₂ combustion emissions for nitrate and sulfate formation.^{25,27,32,34} In
9 addition, in the summer, a fraction of the OA particulate sulfate likely originates from marine DMS
10 oxidation.^{86–89} Elevated DMS levels have been observed in the Bering and Chukchi Seas and
11 correlated with phytoplankton blooms,^{90–93} with elevated chlorophyll levels observed in the region
12 during this study (Fig. 2), suggesting both marine and anthropogenic sources influenced the OA
13 mixing state.
14
15
16
17
18
19
20
21
22
23
24
25
26
27

28 In addition to OA, ammonium sulfate (likely also containing organics) contributed a
29 significant fraction to the aerosol number (~15 – 25 %) in both the submicron (0.1 – 1.0 μm d_{pa})
30 and supermicron (1.0 – 5.0 μm d_{pa}) size ranges (Fig. 2). Arctic sources of ammonia, a precursor to
31 ammonium sulfate aerosol, include wildfire emissions, microbial oxidation of marine dissolved
32 organic nitrogen, and seabirds.^{77,94–97} On August 01 and 02, there were wildfires present upwind
33 in eastern Russia (Fig. S5). There are also large seabird colonies present in the Bering Strait during
34 summer,^{96,97} likely a large contributor to atmospheric ammonia and subsequent ammonium sulfate
35 formation.^{96–100} The August 02 sample had a greater number fraction of ammonium sulfate
36 particles in both the submicron (0.1 – 1.0 μm d_{pa}, 25 %,) and supermicron (1.0 – 5.0 μm d_{pa}, 65
37 %,) size ranges, compared to the other samples (Fig. 2). It was also characterized by an increased
38 number fraction of supermicron aged SSA (10 %) (Fig. 2), indicative of more polluted air mass
39 influence, including local sources at Nome. Only a small fraction of fresh soot was observed in the
40
41
42
43
44
45
46
47
48
49
50
51
52
53
54
55
56
57
58
59
60

Bering Strait samples (<5 %, by number, from 0.1 – 0.5 μm). No significant soot fraction was observed on August 02 (< 1%) during the stop at Nome, consistent with other samples. Low background levels of soot, averaging 1.0 ng/m^3 , have been previously observed in this region.⁴¹ Local combustion emissions from Nome are expected to be below the measured size range (< 0.1 μm d_{pa}).¹⁰¹ The August 06 sample showed an increased fraction of submicron (0.1 – 1.0 d_{pa}) soot, likely from inland pollution sources,^{14,41,102} consistent with aging timescales for soot in remote environments (Fig. 2).^{103,104}

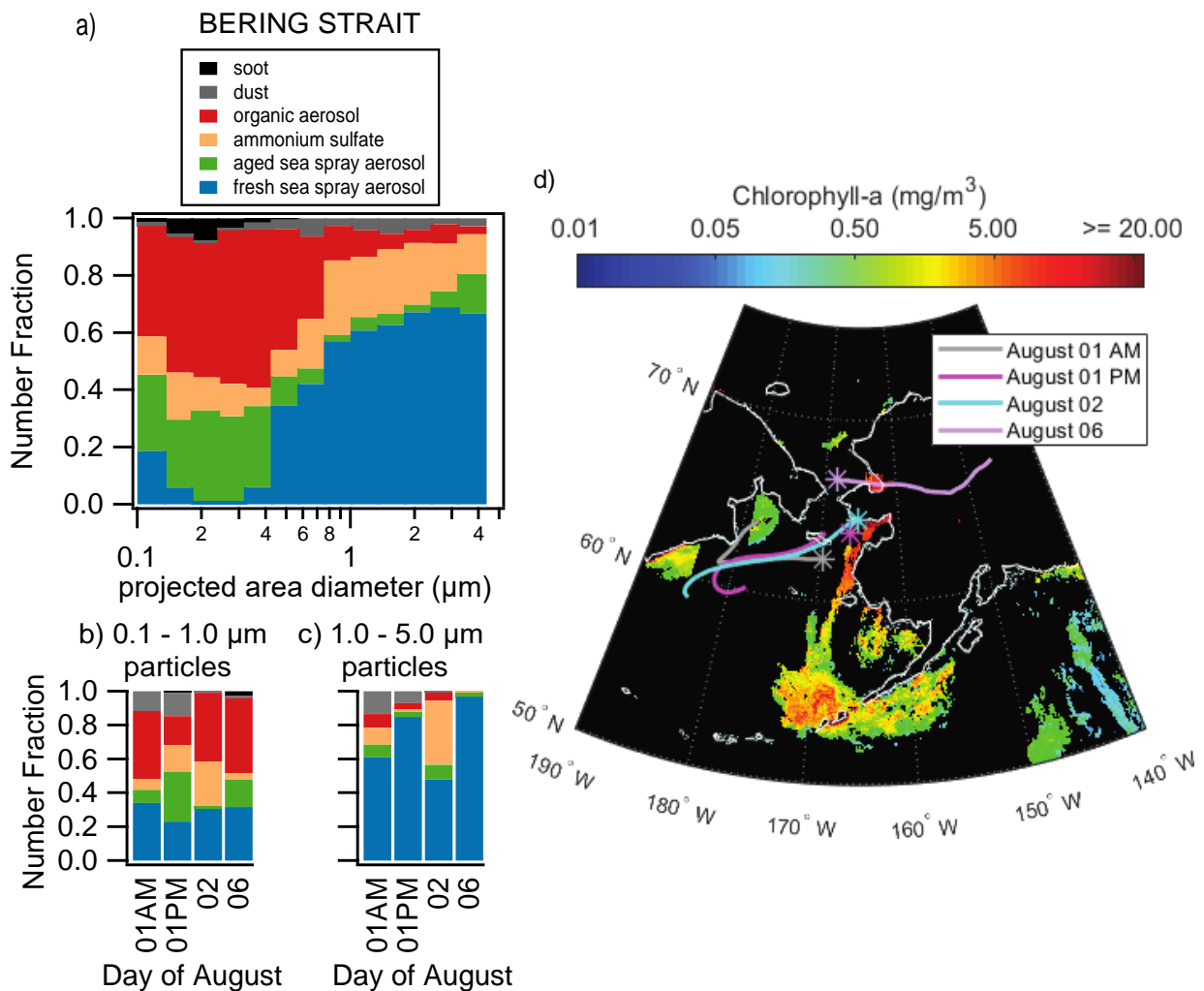


Figure 2: a) Average size-resolved CCSEM-EDX number fraction distributions of observed particle types from 0.1 to 5.0 μm projected area diameter for all Bering Strait samples. Number

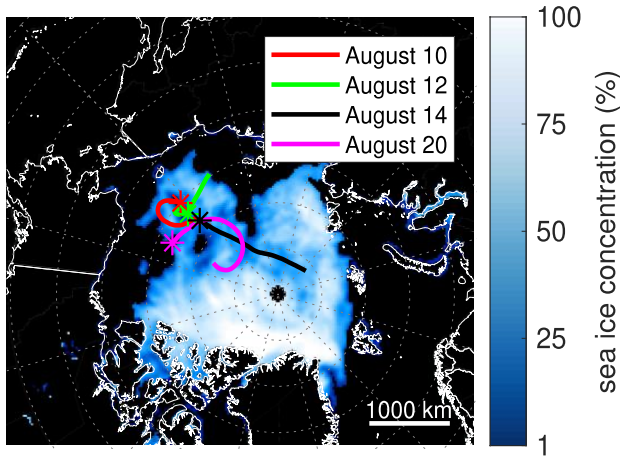
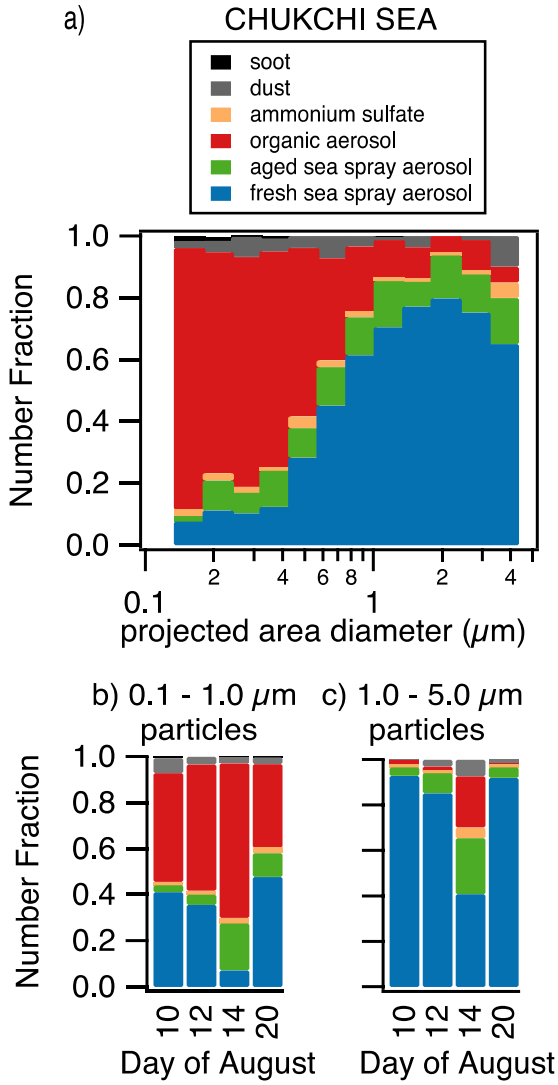
1
2
3 fractions of particle types observed for each Bering Strait sample in the b) submicron and c)
4 supermicron size ranges. d) Air mass influence of each Bering Strait sample as determined by
5 NOAA HYPPLIT 48 h backward air mass trajectories. Stars denote particle sampling locations.
6 MODIS ocean chlorophyll-a concentrations (NASA Worldview) across the sampling region on
7 August 1, 2016, representative of the study period, are shown. Chlorophyll-a concentrations < 0.01
8 mg/m^3 are shown in black.
9

10
11 In contrast to the Bering Strait samples showing influence of anthropogenic pollution and
12 terrestrial emissions, the Chukchi Sea samples, collected on August 10, 12, 14, and 20, showed
13 primarily marine influence. These samples were all influenced by air mass trajectories coming
14 from within the Chukchi Sea and across the Arctic Ocean, through the marginal ice zone and pack
15 ice (Fig. 3). Consistent with this marine influence, supermicron ($1.0 - 5.0 \mu\text{m } d_{\text{pa}}$) particles were
16 mainly fresh SSA (60 – 80 %, by number), and submicron particles were mainly OA (50 % from
17 $0.5 - 1.0 \mu\text{m}$ and 85 % from $0.1 - 0.5 \mu\text{m}$) (Fig. 3). Previous studies in the Chukchi Sea have
18 identified sea spray aerosol and marine biogenic aerosol (OA) as major sources.^{40,42,45,47,105} Aged
19 SSA comprised only ~10 % of the particle number across both the sub- and supermicron size
20 ranges (Fig. 3), consistent with limited pollution influence. Ammonium sulfate and dust particles
21 each contributed less than ~5 % of the overall particle number, and soot was negligible, suggesting
22 minor influence of anthropogenic and terrestrial sources. All Chukchi Sea samples, like the Bering
23 Strait samples, contained a small fraction ($< 1\%$) of calcium-containing dust. However, silicon-
24 containing dust was observed only in the Chukchi Sea samples, and the aluminum- or zinc-
25 containing dust was unique to the Bering Strait samples. Silicon-containing dust is likely from soil
26 or coastal beach sand sources, indicating a small amount of terrestrial influence.^{14,42}
27
28
29
30
31
32
33
34
35
36
37
38
39
40
41
42
43
44
45
46
47

48 Chukchi Sea particle samples had relatively smaller number fractions of OA particles
49 containing nitrate compared to Bering Strait samples (Fig. S4). Given the sampling locations and
50 limited nitrate contributions, these are likely secondary marine-derived OA particles (externally
51 mixed from SSA) with sulfate from DMS oxidation, rather than anthropogenic SO_2
52
53
54
55
56
57
58
59
60

1
2
3 oxidation.^{40,106,107} Elevated levels of MSA (average 12 ng/m³) have been previously observed
4
5 during summer near the ice edge in the Chukchi Sea.¹⁰⁵ Additionally, marine VOCs have recently
6
7 been observed to be involved in Arctic secondary OA formation.^{24,100,108}
8
9

10 Notably, the August 14 Chukchi Sea sample was influenced by an air mass that had traveled
11
12 from across the pack ice in the central Arctic Ocean (Fig. 3). Compared to the other Chukchi Sea
13
14 samples, this sample had increased number fractions of aged SSA (~25% of submicron and ~20%
15
16 of supermicron particles) and OA (~70% of submicron and ~20% of supermicron particles) (Fig.
17
18 3). This sample also had a smaller number fraction of fresh SSA (40%) compared to the other
19
20 Chukchi Sea samples (85 - 95%), indicative of longer atmospheric transport over the pack ice.
21
22 Additionally, a greater number fraction of the OA particles observed on August 14 contained
23
24 sulfate (48% of supermicron OA particles and 88% of submicron OA particles, compared to the
25
26 other Chukchi Sea samples (15% of supermicron OA particles and 45% of submicron OA
27
28 particles) (Fig. 3). The increased fraction of aerosol containing secondary sulfate is consistent with
29
30 an aged air mass transported further from aerosol sources over a region with greater ice
31
32 concentration in the central Arctic Ocean.^{15,109,110}
33
34
35
36
37
38
39
40
41
42
43
44
45
46
47
48
49
50
51
52
53
54
55
56
57
58
59
60



1
2
3 **Figure 3:** a) Average size-resolved CCSEM-EDX number fraction distributions of observed
4 particle types from 0.1 to 5.0 μm projected area diameter for all Chukchi Sea samples. Number
5 fractions of particle types observed for each Chukchi Sea sample in the b) submicron and c)
6 supermicron size ranges. d) Air mass influence of each Chukchi Sea sample as determined by
7 NOAA HYPPLIT 48 h backward air mass trajectories. Stars denote particle sampling locations.
8 Nimbus-7 SMMR and SSM/I-SSMIS sea ice concentration map (NASA Worldview) of the
9 sampling region on August 14, 2016 is shown.

12 *Sea Spray Aerosol Composition*

14 To further investigate the degree of atmospheric aging of the observed SSA, average
15 individual particle sulfate (S/Na), nitrate (N/Na), and chloride (Cl/Na) mole ratios were determined
16 for the SSA (fresh and aged) for the Bering Strait and Chukchi Sea samples (Fig. 4 and S2). For
17 the Bering Strait SSA particles, individual particle Cl/Na mole ratios were depleted relative to
18 seawater (1.16),⁶⁶ with greater depletion observed for submicron SSA (Cl/Na of 0.40 ± 0.02 , 95%
19 confidence interval) than supermicron SSA (0.98 ± 0.04) (Fig. 4), consistent with the greater
20 fraction of submicron aged SSA (Fig. 2). A greater fraction of aged SSA is typically observed in
21 the submicron size range due to the longer atmospheric lifetimes, smaller Cl reservoir, and greater
22 surface area to volume ratios of submicron particles, which are conducive to greater atmospheric
23 processing.¹¹¹⁻¹¹⁴ Additionally, S/Na (0.165 ± 0.007 for submicron and 0.139 ± 0.006 for
24 supermicron SSA) and N/Na mole ratios (0.035 ± 0.002 for submicron and 0.081 ± 0.004 for
25 supermicron SSA) were enhanced relative to seawater (0.06 and 0.0002, respectively),⁶⁶ with
26 greater N/Na enrichment observed for supermicron SSA (Fig. 4a). SSA aging by reactions with
27 H_2SO_4 , in addition to reactions with HNO_3 , is commonly observed in the Arctic,^{13-15,115} and is
28 consistent with the anthropogenic air mass influences observed for the Bering Strait samples. In
29 comparison, Chukchi Sea SSA particles were more similar in composition to seawater, indicative
30 of fresh SSA,^{14,15,67} with supermicron Cl/Na mole ratios (1.02 ± 0.05) close to the seawater ratio
31 (1.16). Modest chloride depletion was observed for submicron Cl/Na (0.75 ± 0.04), with slight
32
33
34
35
36
37
38
39
40
41
42
43
44
45
46
47
48
49
50
51
52
53
54
55
56
57
58
59
60

1
2
3 S/Na and N/Na enrichment for both sub- (0.154 ± 0.008 S/Na and 0.039 ± 0.002 N/Na) and
4
5
6 supermicron particles (0.139 ± 0.007 S/Na and 0.070 ± 0.004 N/Na) (Fig. 4c), consistent with the
7
8 small fraction of aged SSA observed in addition to fresh SSA (Fig. 3).
9

10 The Bering Strait is a region of biologically productive water,^{28,116} enriched in organic
11 material that has been observed in the aerosol phase.^{83,117} Enrichment of marine organics in Arctic
12 SSA has been previously observed as organic coatings on the salt particles,¹¹⁸ and previous
13 observations in Antarctica have shown increased SSA C/Na mole ratios in more productive
14 waters.⁹⁴ For supermicron SSA particles (collected on foil substrates), C/Na mole ratios were
15 compared to seawater to determine carbon enrichment. For the Bering Strait samples, 39 %, by
16 number, of the SSA particles contained carbon, with C/Na mole ratios between 0.05 and 0.2 (Fig
17 4b), compared to the seawater ratio of 0.01.⁶⁶ For the Chukchi Sea samples, 60 % of the SSA
18 particles from the Chukchi Sea samples contained carbon, with C/Na mole ratios between 0.05
19 and 0.5 (Fig. 4d). A higher number fraction of Chukchi Sea SSA particles had C/Na mole ratios
20 greater than 0.1 (20 %), compared to the Bering Strait SSA (5 %). This may be indicative of
21 increased algal mass near the ice edge in the Chukchi Sea,^{81,119,120} providing additional organic
22 material that is transferred to the aerosol phase. This is consistent with previous observations of
23 SSA organic enrichment present as an organic coating on the inorganic salt core, which may alter
24 CCN efficiency.^{121–125}
25
26
27
28
29
30
31
32
33
34
35
36
37
38
39
40
41
42
43
44
45
46
47
48
49
50
51
52
53
54
55
56
57
58
59
60

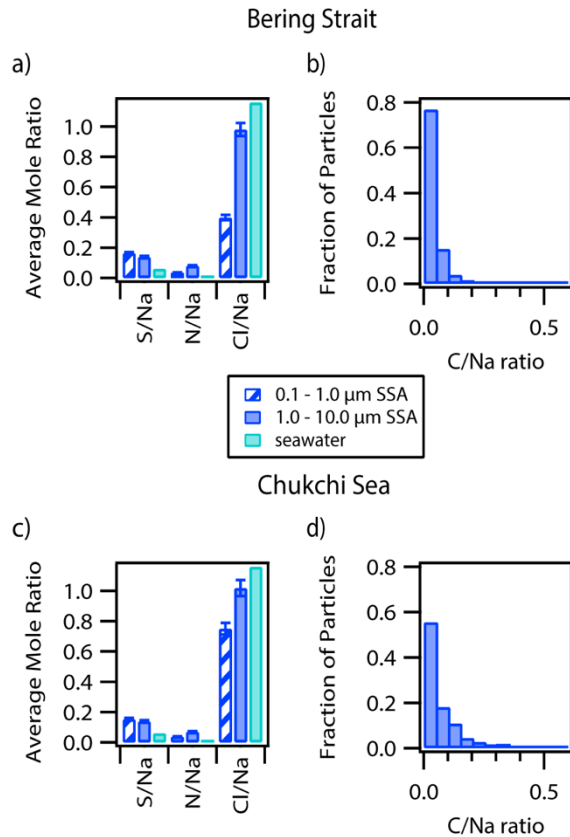


Figure 4: Average S/Na, N/Na, and Cl/Na mole ratios for individual sea spray aerosol (SSA) particles for a) Bering Strait (2029 particles) and c) Chukchi Sea (1417 particles) samples, compared to standard seawater ratios (0.06, 0.0002, and 1.16, respectively).⁶⁶ Error bars denote 95% confidence intervals. Histograms of C/Na mole ratios for individual supermicron SSA particles on foil substrates for b) Bering Strait and d) Chukchi Sea samples.

CONCLUSIONS

Characterization of aerosol composition in the summertime Alaskan Arctic is important for determining particle CCN efficiency and INP activity, influence on surface albedo, and resulting climate effects in the region with declining sea ice. Previous studies in the region have observed influence of marine biogenic and anthropogenic sources on the aerosol composition,^{40–45} but there have been few single particle studies to determine the aerosol mixing state.^{40,46} Individual atmospheric particles collected in the summertime Alaskan Arctic within the Bering Strait and Chukchi Sea were comprised primarily of fresh and aged sea spray aerosol, organic

1
2
3 aerosol, and ammonium sulfate particles. Chukchi Sea samples were primarily marine influenced,
4
5 with fresh SSA and OA. In contrast, Bering Strait samples contained more aged SSA, ammonium
6
7 sulfate, soot, and internally mixed sulfate with OA, indicating anthropogenic and terrestrial
8
9 influence on the aerosol mixing state. In a changing Arctic with decreasing sea ice, increasing
10
11 emissions of SSA are expected,²² as well as greater anthropogenic influence from increasing
12
13 shipping activity,²⁵⁻²⁷ particularly in the Bering Strait.²⁸ These evolving aerosol and precursor gas
14
15 sources will likely impact regional atmospheric chemistry and climate effects, including cloud
16
17 formation and properties.^{126,127}
18
19
20

21
22 Further studies are needed for improved predictions of atmospheric composition and
23
24 climate impacts in the changing Arctic. Continued studies are needed to determine the impacts of
25
26 sea ice loss on both natural and anthropogenic emissions, as increasing open water will result in
27
28 greater marine aerosol and trace gas emissions, as well as increasing combustion emissions from
29
30 development and shipping activity, as both natural and anthropogenic emissions have been
31
32 identified as important source of atmospheric aerosol herein. Additionally, a more detailed
33
34 molecular characterization of OA composition is necessary to further investigate OA sources,
35
36 formation mechanisms, and potential climate impacts, as this work has demonstrated that OA is a
37
38 significant contributor to the submicron aerosol in both the Bering Strait and Chukchi Sea. Within
39
40 the Bering Strait and Chukchi Sea, measurements across seasons are needed to characterize aerosol
41
42 sources, concentrations, and mixing state with increasing sea ice loss, particularly during autumn
43
44 freeze up and with springtime algal blooms. In order to determine aerosol-cloud-climate impacts
45
46 in the Bering Strait and Chukchi Sea region, measurements of concurrent cloud and aerosol
47
48 properties are needed, including CCN and INP measurements, to connect the observed particle
49
50 composition to cloud nucleation efficiencies.¹²⁸ Observations of aerosol and cloud properties
51
52
53
54
55
56
57
58
59
60

1
2
3 across seasons are necessary to understand the seasonality of aerosol-cloud impacts in the Alaskan
4
5 Arctic, given rapidly changing sea ice conditions.
6
7

8 ASSOCIATED CONTENT

9
10 Supplementary Information (PDF)

16 Author Contributions

17
18 R.M. Kirpes and K.A. Pratt led data interpretation and prepared the manuscript. A.P. Ault
19 assisted in data interpretation. B. Rodriguez collected the samples, with assistance from S. Kim,
20
21 J. Jung, and K. Park. R.M. Kirpes conducted CCSEM-EDX analyses, with assistance from S.
22
23 China and A. Laskin. R.M. Kirpes conducted AFM-IR analyses. All authors reviewed and
24
25 commented on the paper.
26
27
28
29
30

31 ACKNOWLEDGMENTS

32
33 This study was funded in part by a National Academies of Science Gulf Research Program Early-
34
35 Career Research Fellowship. R. Kirpes is grateful for a Michigan Space Grant Consortium
36
37 fellowship and University of Michigan Department of Chemistry fellowships to support this
38
39 research. This research was part of the project titled “Korea-Arctic Ocean Observing System (K-
40
41 AOOS)”, Korean Polar Research Institute, 20160245, funded by the MOF, Korea. KOPRI is
42
43 thanked for logistical support and operations aboard the IBR/V *Araon*. CCSEM-EDX analyses
44
45 were performed at the Environmental Molecular Sciences Laboratory (EMSL), a national
46
47 scientific user facility located at the Pacific Northwest National Laboratory (PNNL) and sponsored
48
49 by the Office of Biological and Environmental Research of the US DOE. Additional CCSEM-
50
51 EDX analyses were carried out at the Michigan Center for Materials Characterization. NASA
52
53
54
55
56
57
58
59
60

1
2
3 MODIS imagery was provided by services from the Global Imagery Browse Services (GIBS),
4
5 operated by the NASA/Goddard Space Flight Center Earth Science Data and Information System
6
7 (ESDIS) project.
8
9
10
11
12
13
14
15
16
17
18
19
20
21
22
23
24
25
26
27
28
29
30
31
32
33
34
35
36
37
38
39
40
41
42
43
44
45
46
47
48
49
50
51
52
53
54
55
56
57
58
59
60

REFERENCES

- 1 F. Pithan and T. Mauritsen, Arctic amplification dominated by temperature feedbacks in contemporary climate models, *Nature Geoscience*, 2014, **7**, 181–184.
- 2 M. C. Serreze and R. G. Barry, Processes and impacts of Arctic amplification: A research synthesis, *Global and Planetary Change*, 2011, **77**, 85–96.
- 3 M. J. Alvarado, C. R. Lonsdale, H. L. MacIntyre, H. Bian, M. Chin, D. A. Ridley, C. L. Heald, K. L. Thornhill, B. E. Anderson, M. J. Cubison, J. L. Jimenez, Y. Kondo, L. K. Sahu, J. E. Dibb and C. Wang, Evaluating model parameterizations of submicron aerosol scattering and absorption with in situ data from ARCTAS 2008, *Atmospheric Chemistry and Physics*, 2016, **16**, 9435–9455.
- 4 M. D. Willis, W. R. Leitch and J. P. D. Abbatt, Processes Controlling the Composition and Abundance of Arctic Aerosol, *Reviews of Geophysics*, 2018, **56**, 621–671.
- 5 K. S. Law and A. Stohl, Arctic air pollution: Origins and impacts, *Science*, 2007, **315**, 1537–1540.
- 6 M. G. Flanner, Arctic climate sensitivity to local black carbon, *Journal of Geophysical Research Atmospheres*, 2013, **118**, 1840–1851.
- 7 N. Goldenson, S. J. Doherty, C. M. Bitz, M. M. Holland, B. Light and A. J. Conley, Arctic climate response to forcing from light-absorbing particles in snow and sea ice in CESM, *Atmospheric Chemistry and Physics*, 2012, **12**, 7903–7920.
- 8 P. K. Quinn, T. L. Miller, T. S. Bates, J. A. Ogren, E. Andrews and G. E. Shaw, A 3-year

- 1
2
3 record of simultaneously measured aerosol chemical and optical properties at Barrow,
4 Alaska, *Journal of Geophysical Research: Atmospheres*, 2002, **107**, AAC 8-1-AAC 8-15.
5
6
7
8
9 P. K. Quinn, T. S. Bates, E. Baum, N. Doubleday, A. M. Fiore, M. Flanner, A. Fridlind, T.
10 J. Garrett, D. Koch, S. Menon, D. Shindell, A. Stohl and S. G. Warren, Short-lived
11 pollutants in the Arctic: Their climate impact and possible mitigation strategies,
12
13 *Atmospheric Chemistry and Physics*, 2008, **8**, 1723–1735.
14
15
16
17
18
19 10 M. Martin, R. Y. W. Chang, B. Sierau, S. Sjogren, E. Swietlicki, J. P. D. Abbatt, C. Leck
20 and U. Lohmann, Cloud condensation nuclei closure study on summer arctic aerosol,
21
22 *Atmospheric Chemistry and Physics*, 2011, **11**, 11335–11350.
23
24
25
26
27 11 T. Mauritsen, J. Sedlar, M. Tjernström, C. Leck, M. Martin, M. Shupe, S. Sjogren, B.
28 Sierau, P. O. G. Persson, I. M. Brooks and E. Swietlicki, An Arctic CCN-limited cloud-
29 aerosol regime, *Atmospheric Chemistry and Physics*, 2011, **11**, 165–173.
30
31
32
33
34
35 12 K. Hara, K. Osada, M. Hayashi, K. Matsunaga, T. Shibata, Y. Iwasaka and K. Furuya,
36
37 Fractionation of inorganic nitrates in winter Arctic troposphere: Coarse aerosol particles
38 containing inorganic nitrates, *Journal of Geophysical Research-Atmospheres*, 1999, **104**,
39
40 23671–23679.
41
42
43
44
45 13 K. Hara, Mixing states of individual aerosol particles in spring Arctic troposphere during
46
47 ASTAR 2000 campaign, *Journal of Geophysical Research*, 2003, **108**, 4209.
48
49
50
51 14 M. J. Gunsch, R. M. Kirpes, K. R. Kolesar, T. E. Barrett, S. China, R. J. Sheesley, A. Laskin,
52
53 A. Wiedensohler, T. Tuch and K. A. Pratt, Contributions of transported Prudhoe Bay oil
54
55 field emissions to the aerosol population in Utqiagvik, Alaska, *Atmospheric Chemistry and*
56
57
58
59
60

- 1
2
3 *Physics*, 2017, **17**, 10879–10892.
4
5
6
7 15 R. M. Kirpes, A. L. Bondy, D. Bonanno, R. C. Moffet, B. Wang, A. Laskin, A. P. Ault and
8
9 K. A. Pratt, Secondary sulfate is internally mixed with sea spray aerosol and organic aerosol
10
11 in the winter Arctic, *Atmospheric Chemistry and Physics*, 2018, **18**, 3937–3949.
12
13
14 16 K. J. Baustian, D. J. Cziczo, M. E. Wise, K. A. Pratt, G. Kulkarni, A. G. Hallar and M. A.
15
16 Tolbert, Importance of aerosol composition, mixing state, and morphology for
17
18 heterogeneous ice nucleation: A combined field and laboratory approach, *Journal of*
19
20 *Geophysical Research Atmospheres*, , DOI:10.1029/2011JD016784.
21
22
23
24 17 J. Wang, M. J. Cubison, A. C. Aiken, J. L. Jimenez and D. R. Collins, The importance of
25
26 aerosol mixing state and size-resolved composition on CCN concentration and the variation
27
28 of the importance with atmospheric aging of aerosols, *Atmospheric Chemistry and Physics*,
29
30 2010, **10**, 7267–7283.
31
32
33
34 18 M. O. Andreae and D. Rosenfeld, Aerosol-cloud-precipitation interactions. Part 1. The
35
36 nature and sources of cloud-active aerosols, *Earth-Science Reviews*, 2008, **89**, 13–41.
37
38
39
40 19 D. Notz and J. Stroeve, Observed Arctic sea-ice loss directly follows anthropogenic CO₂
41
42 emission, *Science*, 2016, **354**, 747–750.
43
44
45
46 20 J. E. Overland and M. Wang, When will the summer Arctic be nearly sea ice free?,
47
48 *Geophysical Research Letters*, 2013, **40**, 2097–2101.
49
50
51 21 J. C. Stroeve, T. Markus, L. Boisvert, J. Miller and A. Barrett, Changes in Arctic melt season
52
53 and implications for sea ice loss, *Geophysical Research Letters*, 2014, **41**, 1216–1225.
54
55
56
57
58
59
60

- 1
2
3 22 H. Struthers, A. M. L. Ekman, P. Glantz, T. Iversen, A. Kirkevåg, E. M. Martensson, O.
4 Seland and E. D. Nilsson, The effect of sea ice loss on sea salt aerosol concentrations and
5 the radiative balance in the Arctic, *Atmospheric Chemistry and Physics*, 2011, **11**, 3459–
6 3477.
7
8
9
10
11
12
13 23 S. Sharma, E. Chan, M. Ishizawa, D. Toom-Saunty, S. L. Gong, S. M. Li, D. W. Tarasick,
14 W. R. Leaitch, A. Norman, P. K. Quinn, T. S. Bates, M. Levasseur, L. A. Barrie and W.
15 Maenhaut, Influence of transport and ocean ice extent on biogenic aerosol sulfur in the
16 Arctic atmosphere, *Journal of Geophysical Research: Atmospheres*, ,
17 DOI:10.1029/2011JD017074.
18
19
20
21
22
23
24
25
26 24 E. L. Mungall, J. P. D. Abbatt, J. J. B. Wentzell, A. K. Y. Lee, J. L. Thomas, M. Blais, M.
27 Gosselin, L. A. Miller, T. Papakyriakou, M. D. Willis and J. Liggio, Microlayer source of
28 oxygenated volatile organic compounds in the summertime marine Arctic boundary layer,
29 *Proceedings of the National Academy of Sciences*, 2017, **114**, 6203–6208.
30
31
32
33
34
35
36 25 G. P. Peters, T. B. Nilssen, L. Lindholt, M. S. Eide, S. Glomsrod, L. I. Eide and J. S.
37 Fuglestedt, Future emissions from shipping and petroleum activities in the Arctic,
38 *Atmospheric Chemistry and Physics*, 2011, **11**, 5305–5320.
39
40
41
42
43
44 26 S. B. Dalsøren, Ø. Endresen, I. S. A. Isaksen, G. Gravir and E. Sørgeard, Environmental
45 impacts of the expected increase in sea transportation, with a particular focus on oil and gas
46 scenarios for Norway and northwest Russia, *Journal of Geophysical Research*, 2007, **112**,
47 D02310.
48
49
50
51
52
53
54 27 K. Ødemark, S. B. Dalsøren, B. H. Samset, T. K. Berntsen, J. S. Fuglestedt and G. Myhre,
55
56
57
58
59
60

- 1
2
3 Short-lived climate forcers from current shipping and petroleum activities in the Arctic,
4
5 *Atmospheric Chemistry and Physics*, 2012, **12**, 1979–1993.
6
7
8
9 28 H. P. Huntington, R. Daniel, A. Hartsig, K. Harun, M. Heiman, R. Meehan, G. Noongwook,
10
11 L. Pearson, M. Prior-Parks, M. Robards and G. Stetson, Vessels, risks, and rules: Planning
12
13 for safe shipping in Bering Strait, *Marine Policy*, 2015, **51**, 119–127.
14
15
16
17 29 A. P. Ault, M. J. Moore, H. Furutani and K. A. Prather, Impact of Emissions from the Los
18
19 Angeles Port Region on San Diego Air Quality during Regional Transport Events,
20
21 *Environmental Science & Technology*, 2009, **43**, 3500–3506.
22
23
24
25 30 A. P. Ault, C. J. Gaston, Y. Wang, G. Dominguez, M. H. Thiemens and K. A. Prather,
26
27 Characterization of the Single Particle Mixing State of Individual Ship Plume Events
28
29 Measured at the Port of Los Angeles, *Environmental Science & Technology*, 2010, **44**,
30
31 1954–1961.
32
33
34
35 31 S. M. Murphy, H. Agrawal, A. Sorooshian, L. T. Padró, H. Gates, S. Hersey, W. A. Welch,
36
37 H. Jung, J. W. Miller, D. R. Cocker, A. Nenes, H. H. Jonsson, R. C. Flagan and J. H.
38
39 Seinfeld, Comprehensive Simultaneous Shipboard and Airborne Characterization of
40
41 Exhaust from a Modern Container Ship at Sea, *Environmental Science & Technology*, 2009,
42
43 **43**, 4626–4640.
44
45
46
47
48 32 A. A. Aliabadi, R. M. Staebler and S. Sharma, Air quality monitoring in communities of the
49
50 Canadian Arctic during the high shipping season with a focus on local and marine pollution,
51
52 *Atmospheric Chemistry and Physics*, 2015, **15**, 2651–2673.
53
54
55
56 33 J. Browse, K. S. Carslaw, A. Schmidt and J. J. Corbett, Impact of future Arctic shipping on
57
58
59
60

- 1
2
3 high-latitude black carbon deposition, *Geophysical Research Letters*, 2013, **40**, 4459–4463.
4
5
6
7 34 A. Roiger, J. L. Thomas, H. Schlager, K. S. Law, J. Kim, A. Schäfler, B. Weinzierl, F.
8 Dahlkötter, I. K. Risch, L. Marelle, A. Minikin, J. C. Raut, A. Reiter, M. Rose, M. Scheibe,
9 P. Stock, R. Baumann, I. Bouarar, C. C. Lerbaux, M. George, T. Onishi and A. J. Flemming,
10 Quantifying emerging local anthropogenic emissions in the arctic region: The access aircraft
11 campaign experiment, *Bulletin of the American Meteorological Society*, 2015, **96**, 441–460.
12
13
14
15
16
17
18
19 35 K. R. Kolesar, J. Cellini, P. K. Peterson, A. Jefferson, T. Tuch, W. Birmili, A. Wiedensohler
20 and K. A. Pratt, Effect of Prudhoe Bay emissions on atmospheric aerosol growth events
21 observed in Utqiagvik (Barrow), Alaska, *Atmospheric Environment*, 2017, **152**, 146–155.
22
23
24
25
26
27 36 N. Riemer, A. P. Ault, M. West, R. L. Craig and J. H. Curtis, Aerosol Mixing State:
28 Measurements, Modeling, and Impacts, *Reviews of Geophysics*, 2019, **0**, 2018RG000615.
29
30
31
32
33 37 K. A. Prather, C. D. Hatch and V. H. Grassian, Analysis of Atmospheric Aerosols, *Annual*
34 *Review of Analytical Chemistry*, 2008, **1**, 485–514.
35
36
37
38 38 A. P. Ault and J. L. Axson, Atmospheric Aerosol Chemistry: Spectroscopic and
39 Microscopic Advances, *Analytical Chemistry*, 2017, **89**, 430–452.
40
41
42
43
44 39 A. Laskin, M. K. Gilles, D. A. Knopf, B. Wang and S. China, Progress in the Analysis of
45 Complex Atmospheric Particles, *Annu Rev Anal Chem*, 2016, **9**, 117–143.
46
47
48
49 40 G. Kim, H. J. Cho, A. Seo, D. Kim, Y. Gim, B. Y. Lee, Y. J. Yoon and K. Park, Comparison
50 of Hygroscopicity, Volatility, and Mixing State of Submicrometer Particles between
51 Cruises over the Arctic Ocean and the Pacific Ocean, *Environmental Science and*
52
53
54
55
56
57
58
59
60

- 1
2
3 *Technology*, 2015, **49**, 12024–12035.
4
5
6
7 41 F. Taketani, T. Miyakawa, H. Takashima, Y. Komazaki, X. Pan, Y. Kanaya and J. Inoue,
8
9 Shipborne observations of atmospheric black carbon aerosol particles over the Arctic
10
11 Ocean, Bering Sea, and North Pacific Ocean during september 2014, *Journal of*
12
13 *Geophysical Research*, 2016, **121**, 1914–1921.
14
15
16
17 42 Z. Laimin, C. Liqi, Y. Xuling, D. Junmin and Z. Yuanhui, Chemistry of aerosols over
18
19 Chukchi Sea and Bering Sea, *Chinese Journal of Geochemistry*, 2008, **23**, 26–36.
20
21
22
23 43 Z. Laimin and C. Liqi, China' s first exploration of Chukchi Sea and its adjacent waters in
24
25 the arctic — A study on lead geochemistry of atmospheric aerosol, *Chinese Journal of*
26
27 *Geochemistry*, 2008, **22**, 23–29.
28
29
30
31 44 S. M. Sakerin, A. A. Bobrikov, O. A. Bukin, L. P. Golobokova, V. V. Pol'Kin, V. V.
32
33 Pol'Kin, K. A. Shmirko, D. M. Kabanov, T. V. Khodzher, N. A. Onischuk, A. N. Pavlov,
34
35 V. L. Potemkin and V. F. Radionov, On measurements of aerosol-gas composition of the
36
37 atmosphere during two expeditions in 2013 along the Northern Sea Route, *Atmospheric*
38
39 *Chemistry and Physics*, 2015, **15**, 12413–12443.
40
41
42
43 45 Z. Xie, L. Sun, J. D. Blum, Y. Huang, W. He, S. Utsunomiya, R. C. Ewing, X. Wang and
44
45 L. Sun, Summertime aerosol chemical components in the marine boundary layer of the
46
47 Arctic Ocean, *Journal of Geophysical Research Atmospheres*, ,
48
49 DOI:10.1029/2006JD007247.
50
51
52
53 46 Z. Xie, J. D. Blum, S. Utsunomiya, R. C. Ewing, X. Wang and L. Sun, Summertime
54
55 carbonaceous aerosols collected in the marine boundary layer of the Arctic Ocean, *Journal*
56
57
58
59
60

- 1
2
3 *of Geophysical Research*, 2007, **112**, D02306.
- 4
5
6
7 47 Y. Tian, X. Pan, J. Yan, Q. Lin, Y. Sun, M. Li, C. Xie, I. Uno, H. Liu, Z. Wang, P. Fu and
8
9 Z. Wang, Size Distribution and Depolarization Properties of Aerosol Particles over the
10
11 Northwest Pacific and Arctic Ocean from Shipborne Measurements during an R/V Xuelong
12
13 Cruise, *Environmental Science & Technology*, 2019, **53**, 7984–7995.
- 14
15
16
17 48 O. Laskina, H. S. Morris, J. R. Grandquist, A. D. Estillore, E. A. Stone, V. H. Grassian and
18
19 A. V. Tivanski, Substrate-Deposited Sea Spray Aerosol Particles: Influence of Analytical
20
21 Method, Substrate, and Storage Conditions on Particle Size, Phase, and Morphology,
22
23 *Environmental Science and Technology*, 2015, **49**, 13447–13453.
- 24
25
26
27 49 J. Jung, B. Han, B. Rodriguez, Y. Miyazaki, H. Y. Chung, K. Kim, J.-O. Choi, K. Park, I.-
28
29 N. Kim, S. Kim, E. J. Yang and S.-H. Kang, Atmospheric Dry Deposition of Water-Soluble
30
31 Nitrogen to the Subarctic Western North Pacific Ocean during Summer, *Atmosphere*, 2019,
32
33 **10**, 351.
- 34
35
36
37 50 G. Rolph, A. Stein and B. Stunder, Real-time Environmental Applications and Display
38
39 sYstem: READY, *Environmental Modelling and Software*, 2017, **95**, 210–228.
- 40
41
42
43 51 A. F. Stein, R. R. Draxler, G. D. Rolph, B. J. B. Stunder, M. D. Cohen and F. Ngan, NOAA's
44
45 HYSPLIT Atmospheric Transport and Dispersion Modeling System, *Bulletin of the*
46
47 *American Meteorological Society*, 2015, **96**, 2059–2077.
- 48
49
50
51 52 A. P. Ault, T. M. Peters, E. J. Sawvel, G. S. Casuccio, R. D. Willis, G. A. Norris and V. H.
52
53 Grassian, Single-particle SEM-EDX analysis of iron-containing coarse particulate matter in
54
55 an urban environment: Sources and distribution of iron within Cleveland, Ohio,
56
57
58
59
60

- 1
2
3 *Environmental Science and Technology*, 2012, **46**, 4331–4339.
4
5
6
7 53 H. Shen, T. M. Peters, G. S. Casuccio, T. L. Lersch, R. R. West, A. Kumar, N. Kumar and
8
9 A. P. Ault, Elevated Concentrations of Lead in Particulate Matter on the Neighborhood-
10
11 Scale in Delhi, India As Determined by Single Particle Analysis, *Environmental Science &*
12
13 *Technology*, 2016, **50**, 4961–4970.
14
15
16
17 54 A. P. Ault, T. L. Guasco, O. S. Ryder, J. Baltrusaitis, L. A. Cuadra-Rodriguez, D. B. Collins,
18
19 M. J. Ruppel, T. H. Bertram, K. A. Prather and V. H. Grassian, Inside versus outside: Ion
20
21 redistribution in nitric acid reacted sea spray aerosol particles as determined by single
22
23 particle analysis, *Journal of the American Chemical Society*, 2013, **135**, 14528–14531.
24
25
26
27 55 J. M. Creamean, J. L. Axson, A. L. Bondy, R. L. Craig, N. W. May, H. Shen, M. H. Weber,
28
29 K. A. Pratt and A. P. Ault, Changes in precipitating snow chemistry with location and
30
31 elevation in the California Sierra Nevada, *Journal of Geophysical Research: Atmospheres*,
32
33 2016, **121**, 7296–7309.
34
35
36
37 56 J. L. Axson, H. Shen, A. L. Bondy, C. C. Landry, J. Welz, J. M. Creamean and A. P. Ault,
38
39 Transported Mineral Dust Deposition Case Study at a Hydrologically Sensitive Mountain
40
41 Site: Size and Composition Shifts in Ambient Aerosol and Snowpack, *Aerosol and Air*
42
43 *Quality Research*, 2016, **16**, 555–567.
44
45
46
47 57 A. L. Bondy, D. Bonanno, R. C. Moffet, B. Wang, A. Laskin and A. P. Ault, The diverse
48
49 chemical mixing state of aerosol particles in the southeastern United States, *Atmospheric*
50
51 *Chemistry and Physics*, 2018, **18**, 12595–12612.
52
53
54
55 58 M. Y. Jiang, J. Q. Li, Y. Q. Wu, N. T. Lin, X. M. Wang and F. F. Fu, Chemical
56
57
58
59
60

- 1
2
3 characterization of nanometer-sized elemental carbon particles emitted from diesel vehicles,
4
5 *Journal of Aerosol Science*, 2011, **42**, 365–371.
6
7
8
9 59 S. Weinbruch, D. Wieseemann, M. Ebert, K. Schütze, R. Kallenborn and J. Ström, Chemical
10 composition and sources of aerosol particles at Zeppelin Mountain (Ny ålesund, Svalbard):
11 An electron microscopy study, *Atmospheric Environment*, 2012, **49**, 142–150.
12
13
14
15
16 60 C. Leck and E. Svensson, Importance of aerosol composition and mixing state for cloud
17 droplet activation over the Arctic pack ice in summer, *Atmospheric Chemistry and Physics*,
18 2015, **15**, 2545–2568.
19
20
21
22
23
24 61 A. Laskin, J. P. Cowin and M. J. Iedema, Analysis of individual environmental particles
25 using modern methods of electron microscopy and X-ray microanalysis, *Journal of Electron*
26 *Spectroscopy and Related Phenomena*, 2006, **150**, 260–274.
27
28
29
30
31
32 62 E. Coz, B. Artíñano, L. M. Clark, M. Hernandez, A. L. Robinson, G. S. Casuccio, T. L.
33 Lersch and S. N. Pandis, Characterization of fine primary biogenic organic aerosol in an
34 urban area in the northeastern United States, *Atmospheric Environment*, 2010, **44**, 3952–
35 3962.
36
37
38
39
40
41
42 63 A. L. Bondy, R. M. Kirpes, R. L. Merzel, K. A. Pratt, M. M. Banaszak Holl and A. P. Ault,
43 Atomic Force Microscopy-Infrared Spectroscopy of Individual Atmospheric Aerosol
44 Particles: Subdiffraction Limit Vibrational Spectroscopy and Morphological Analysis,
45 *Analytical Chemistry*, 2017, **89**, 8594–8598.
46
47
48
49
50
51
52 64 D. Kwon, V. W. Or, M. J. Sovers, M. Tang, P. D. Kleiber, V. H. Grassian and M. A. Young,
53 Optical Property Measurements and Single Particle Analysis of Secondary Organic Aerosol
54
55
56
57
58
59
60

- 1
2
3 Produced from the Aqueous-Phase Reaction of Ammonium Sulfate with Methylglyoxal,
4 *ACS Earth and Space Chemistry*, 2018, **2**, 356–365.
5
6
7
8
9 65 V. W. Or, A. D. Estillore, A. V Tivanski and V. H. Grassian, Lab on a tip: atomic force
10 microscopy – photothermal infrared spectroscopy of atmospherically relevant
11 organic/inorganic aerosol particles in the nanometer to micrometer size range, *Analyst*,
12 2018, **143**, 2765–2774.
13
14
15
16
17
18
19 66 M. E. Q. Pilson, *An introduction to the chemistry of the sea*, Cambridge University Press,
20 2013, vol. 51.
21
22
23
24
25 67 A. P. Ault, R. C. Moffet, J. Baltrusaitis, D. B. Collins, M. J. Ruppel, L. A. Cuadra-
26 Rodriguez, D. Zhao, T. L. Guasco, C. J. Ebben, F. M. Geiger, T. H. Bertram, K. A. Prather
27 and V. H. Grassian, Size-dependent changes in sea spray aerosol composition and properties
28 with different seawater conditions, *Environmental Science and Technology*, 2013, **47**,
29 5603–5612.
30
31
32
33
34
35
36
37 68 N. W. May, M. J. Gunsch, N. E. Olson, A. L. Bondy, R. M. Kirpes, S. B. Bertman, S. China,
38 A. Laskin, P. K. Hopke, A. P. Ault and K. A. Pratt, Unexpected Contributions of Sea Spray
39 and Lake Spray Aerosol to Inland Particulate Matter, *Environmental Science and*
40 *Technology Letters*, 2018, **5**, 405–412.
41
42
43
44
45
46
47 69 A. L. Bondy, B. Wang, A. Laskin, R. L. Craig, M. V. Nhliziyo, S. B. Bertman, K. A. Pratt,
48 P. B. Shepson and A. P. Ault, Inland Sea Spray Aerosol Transport and Incomplete Chloride
49 Depletion: Varying Degrees of Reactive Processing Observed during SOAS, *Environmental*
50 *Science and Technology*, 2017, **51**, 9533–9542.
51
52
53
54
55
56
57
58
59
60

- 1
2
3 70 E. E. Gard, M. J. Kleeman, D. S. Gross, L. S. Hughes, O. Jonathan, B. D. Morrical, D. P.
4 Fergenson, T. Dienes, M. E. Gälli, J. Robert, G. R. Cass, K. A. Prather, J. Allen, M. E. Galli,
5 A. Prather and R. J. Johnson, Direct Observation of Heterogeneous Chemistry in the
6 Atmosphere Direct Observation of Heterogeneous Chemistry in the Atmosphere, *Science*,
7 1998, **279**, 1184–1187.
8
9
10
11
12
13
14
15 71 A. R. Ravishankara, Heterogeneous and Multiphase Chemistry in the Troposphere, *Science*,
16 1997, **276**, 1058–1065.
17
18
19
20
21 72 A. Laskin, M. J. Iedema and J. P. Cowin, Quantitative time-resolved monitoring of nitrate
22 formation in sea salt particles using a CCSEM/EDX single particle analysis, *Environmental*
23 *Science and Technology*, 2002, **36**, 4948–4955.
24
25
26
27
28
29 73 A. Laskin, R. C. Moffet, M. K. Gilles, J. D. Fast, R. A. Zaveri, B. Wang, P. Nigge and J.
30 Shutthanandan, Tropospheric chemistry of internally mixed sea salt and organic particles:
31 Surprising reactivity of NaCl with weak organic acids, *Journal of Geophysical Research*
32 *Atmospheres*, , DOI:10.1029/2012JD017743.
33
34
35
36
37
38
39 74 R. M. Kirpes, D. Bonanno, N. W. May, M. Fraund, A. J. Barget, R. C. Moffet, A. P. Ault
40 and K. A. Pratt, Wintertime Arctic Sea Spray Aerosol Composition Controlled by Sea Ice
41 Lead Microbiology, *ACS Central Science*, 2019, **5**, 1760–1767.
42
43
44
45
46
47 75 A. Even, A. Smekens, A. Khlystov, P. Berghmans, R. van Grieken and H. M. ten Brink,
48 Morphology of internally mixed aerosol of ammonium sulfate and soot, *Journal of Aerosol*
49 *Science*, 1998, **29**, S753–S754.
50
51
52
53
54
55 76 D. P. Veghte, D. R. Bittner and M. A. Freedman, Cryo-transmission electron microscopy
56
57
58
59
60

- 1
2
3 imaging of the morphology of submicrometer aerosol containing organic acids and
4 ammonium sulfate, *Analytical Chemistry*, 2014, **86**, 2436–2442.
5
6
7
8
9 77 J. A. Fisher, D. J. Jacob, Q. Wang, R. Bahreini, C. C. Carouge, M. J. Cubison, J. E. Dibb,
10 T. Diehl, J. L. Jimenez, E. M. Leibensperger, Z. Lu, M. B. J. Meinders, H. O. T. Pye, P. K.
11 Quinn, S. Sharma, D. G. Streets, A. van Donkelaar and R. M. Yantosca, Sources,
12 distribution, and acidity of sulfate-ammonium aerosol in the Arctic in winter-spring,
13 *Atmospheric Environment*, 2011, **45**, 7301–7318.
14
15
16
17
18
19
20
21 78 J. M. Creamean, R. M. Kirpes, K. A. Pratt, N. J. Spada, M. Maahn, G. De Boer, R. C.
22 Schnell and S. China, Marine and terrestrial influences on ice nucleating particles during
23 continuous springtime measurements in an Arctic oilfield location, *Atmospheric Chemistry
24 and Physics*, 2018, **18**, 18023–18042.
25
26
27
28
29
30
31 79 E. Fitzgerald, A. P. Ault, M. D. Zauscher, O. Mayol-Bracero and K. Prather, Comparison
32 of the mixing state of long-range transported Asian and African mineral dust, *Atmospheric
33 Environment*, , DOI:10.1016/j.atmosenv.2015.04.031.
34
35
36
37
38
39 80 F. Lin, M. Chen, J. Tong, J. Cao, Y. Qiu and M. Zheng, Carbon and nitrogen isotopic
40 composition of particulate organic matter and its biogeochemical implication in the Bering
41 Sea, *Acta Oceanologica Sinica*, 2014, **33**, 40–47.
42
43
44
45
46
47 81 V. Hill, M. Ardyna, S. H. Lee and D. E. Varela, Decadal trends in phytoplankton production
48 in the Pacific Arctic Region from 1950 to 2012, *Deep-Sea Research Part II: Topical Studies
49 in Oceanography*, 2018, **152**, 82–94.
50
51
52
53
54
55 82 K. de Velde, C. F. Boutron, C. P. Ferrari, A.-L. Moreau, R. J. Delmas, C. Barbante, T.
56
57
58
59
60

- 1
2
3 Bellomi, G. Capodaglio and P. Cescon, A two hundred years record of atmospheric
4 cadmium, copper and zinc concentrations in high altitude snow and ice from the French-
5 Italian Alps, *Geophysical Research Letters*, 2000, **27**, 249–252.
6
7
8
9
10
11 83 S. Bikkina, K. Kawamura, K. Imanishi, S. K. R. Boreddy and Y. Nojiri, Seasonal and
12 longitudinal distributions of atmospheric water-soluble dicarboxylic acids, oxocarboxylic
13 acids, and α -dicarbonyls over the North Pacific, *Journal of Geophysical Research*, 2015,
14 **120**, 5191–5213.
15
16
17
18
19
20
21 84 D. E. Atkinson, K. Sassen, M. Hayashi, C. F. Cahill, G. Shaw, D. Harrigan and H. Fuelberg,
22 Aerosol properties over Interior Alaska from lidar, DRUM Impactor sampler, and OPC-
23 sonde measurements and their meteorological context during ARCTAS-A, April 2008,
24 *Atmospheric Chemistry and Physics*, 2013, **13**, 1293.
25
26
27
28
29
30
31 85 K. Aranami, S. Watanabe, S. Tsunogai, A. Ohki, K. Miura and H. Kojima, Chemical
32 assessment of oceanic and terrestrial sulfur in the marine boundary layer over the Northern
33 North Pacific during summer, *Journal of Atmospheric Chemistry*, 2002, **41**, 49–66.
34
35
36
37
38
39 86 V. M. Kerminen and C. Leck, Sulfur chemistry over the central Arctic Ocean during the
40 summer: Gas-to-particle transformation, *Journal of Geophysical Research Atmospheres*,
41 2001, **106**, 32087–32099.
42
43
44
45
46
47 87 J. Lundén, G. Svensson and C. Leck, Influence of meteorological processes on the spatial
48 and temporal variability of atmospheric dimethyl sulfide in the high Arctic summer, *Journal*
49 *of Geophysical Research: Atmospheres*, , DOI:10.1029/2006JD008183.
50
51
52
53
54
55 88 E. L. Mungall, B. Croft, M. Lizotte, J. L. Thomas, J. G. Murphy, M. Levasseur, R. V.
56
57
58
59
60

- 1
2
3 Martin, J. J. B. Wentzell, J. Liggio and J. P. D. Abbatt, Dimethyl sulfide in the summertime
4 Arctic atmosphere: Measurements and source sensitivity simulations, *Atmospheric*
5
6 *Chemistry and Physics*, 2016, **16**, 6665–6680.
7
8
9
10
11 89 R. Ghahremaninezhad, A. L. Norman, J. P. D. Abbatt, M. Levasseur and J. L. Thomas,
12
13 Biogenic, anthropogenic and sea salt sulfate size-segregated aerosols in the Arctic summer,
14
15 *Atmospheric Chemistry and Physics*, 2016, **16**, 5191–5202.
16
17
18
19 90 W. R. Barnard, M. O. Andreae and R. L. Iverson, Dimethylsulfide and *Phaeocystis poucheti*
20
21 in the southeastern Bering Sea, *Continental Shelf Research*, 1984, **3**, 103–113.
22
23
24
25 91 C. M. Jodwalis, R. L. Benner and D. L. Eslinger, Modeling of dimethyl sulfide ocean
26
27 mixing, biological production, and sea-to-air flux for high latitudes, *Journal of Geophysical*
28
29 *Research Atmospheres*, 2000, **105**, 14387–14399.
30
31
32
33 92 S. Sharma, L. A. Barrie, D. Plummer, J. C. McConnell, P. C. Brickell, M. Levasseur, M.
34
35 Gosselin and T. S. Bates, Flux estimation of oceanic dimethyl sulfide around North
36
37 America, *Journal of Geophysical Research Atmospheres*, 1999, **104**, 21327–21342.
38
39
40
41 93 C. Li, B. Wang, Z. Wang, J. Li, G. Yang, J. Chen, L. Lin, Y. Lyu and F. Guo, Spatial and
42
43 Interannual Variability in Distributions and Cycling of Summer Biogenic Sulfur in the
44
45 Bering Sea, *Geophysical Research Letters*, 2019, **46**, 4816–4825.
46
47
48
49 94 H. J. Eom, D. Gupta, H. R. Cho, H. Jin Hwang, S. Do Hur, Y. Gim and C. U. Ro, Single-
50
51 particle investigation of summertime and wintertime Antarctic sea spray aerosols using low-
52
53 Z particle EPMA, Raman microspectrometry, and ATR-FTIR imaging techniques,
54
55 *Atmospheric Chemistry and Physics*, 2016, **16**, 13823–13836.
56
57
58
59
60

- 1
2
3 95 M. Vancoppenolle, K. M. Meiners, C. Michel, L. Bopp, F. Brabant, G. Carnat, B. Delille,
4 D. Lannuzel, G. Madec, S. Moreau, J. L. Tison and P. van der Merwe, Role of sea ice in
5 global biogeochemical cycles: Emerging views and challenges, *Quaternary Science*
6 *Reviews*, 2013, **79**, 207–230.
7
8
9
10
11
12
13 96 B. Croft, G. R. Wentworth, R. V Martin, W. R. Leitch, J. G. Murphy, B. N. Murphy, J. K.
14 Kodros, J. P. Abbatt and J. R. Pierce, Contribution of Arctic seabird-colony ammonia to
15 atmospheric particles and cloud-albedo radiative effect, *Nat Commun*, 2016, **7**, 13444.
16
17
18
19
20
21 97 G. R. Wentworth, J. G. Murphy, B. Croft, R. V. Martin, J. R. Pierce, J. S. Côté, I.
22 Courchesne, J. É. Tremblay, J. Gagnon, J. L. Thomas, S. Sharma, D. Toom-Saunty, A.
23 Chivulescu, M. Levasseur and J. P. D. Abbatt, Ammonia in the summertime Arctic marine
24 boundary layer: Sources, sinks, and implications, *Atmospheric Chemistry and Physics*,
25 2016, **16**, 1937–1953.
26
27
28
29
30
31
32
33
34 98 F. Köllner, J. Schneider, M. Willis, T. Klimach, F. Helleis, H. Bozem, D. Kunkel, P. Hoor,
35 J. Burkart, W. Richard Leitch, A. A. Aliabadi, J. P. D. Abbatt, A. B. Herber and S.
36 Borrmann, Particulate trimethylamine in the summertime Canadian high Arctic lower
37 troposphere, *Atmospheric Chemistry and Physics*, 2017, **17**, 13747–13766.
38
39
40
41
42
43
44 99 M. Giamarelou, K. Eleftheriadis, S. Nyeki, P. Tunved, K. Torseth and G. Biskos, Indirect
45 evidence of the composition of nucleation mode atmospheric particles in the high arctic,
46 *Journal of Geophysical Research*, 2016, **121**, 965–975.
47
48
49
50
51
52 100 M. D. Willis, F. Köllner, J. Burkart, H. Bozem, J. L. Thomas, J. Schneider, A. A. Aliabadi,
53 P. M. Hoor, H. Schulz, A. B. Herber, W. R. Leitch and J. P. D. Abbatt, Evidence for marine
54
55
56
57
58
59
60

- 1
2
3 biogenic influence on summertime Arctic aerosol, *Geophysical Research Letters*, 2017, **44**,
4
5 6460–6470.
6
7
8
9 101 R. C. Moffet and K. A. Prather, In-situ measurements of the mixing state and optical
10
11 properties of soot with implications for radiative forcing estimates, *Proceedings of the*
12
13 *National Academy of Sciences*, 2009, **106**, 11872–11877.
14
15
16
17 102 J. Browse, K. S. Carslaw, S. R. Arnold, K. Pringle and O. Boucher, The scavenging
18
19 processes controlling the seasonal cycle in Arctic sulphate and black carbon aerosol,
20
21 *Atmospheric Chemistry and Physics*, 2012, **12**, 6775–6798.
22
23
24
25 103 Z. Shen, J. Liu, L. W. Horowitz, D. K. Henze, S. Fan, L. I. H., D. L. Mauzerall, J.-T. Lin
26
27 and S. Tao, Analysis of transpacific transport of black carbon during HIPPO-3: implications
28
29 for black carbon aging, *Atmospheric Chemistry and Physics*, 2014, **14**, 6315–6327.
30
31
32
33 104 S. China, B. Scarnato, R. C. Owen, B. Zhang, M. T. Ampadu, S. Kumar, K. Dzepina, M. P.
34
35 Dziobak, P. Fialho, J. A. Perlinger, J. Hueber, D. Helmig, L. R. Mazzoleni and C.
36
37 Mazzoleni, Morphology and mixing state of aged soot particles at a remote marine free
38
39 troposphere site: Implications for optical properties, *Geophysical Research Letters*, 2015,
40
41 **42**, 1243–1250.
42
43
44
45 105 P. Ye, Z. Xie, J. Yu and H. Kang, Spatial distribution of methanesulphonic acid in the Arctic
46
47 aerosol collected during the Chinese Arctic Research Expedition, *Atmosphere*, 2015, **6**,
48
49 699–712.
50
51
52
53 106 T. E. Barrett and R. J. Sheesley, Year-round optical properties and source characterization
54
55 of Arctic organic carbon aerosols on the North Slope Alaska, *Journal of Geophysical*
56
57
58
59
60

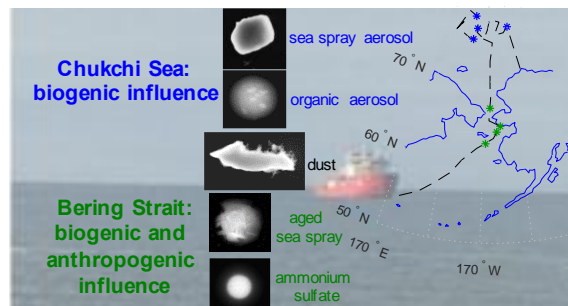
- 1
2
3 *Research: Atmospheres*, 2017, **122**, 9319–9331.
4
5
6
7 107 P. M. Shaw, L. M. Russell, A. Jefferson and P. K. Quinn, Arctic organic aerosol
8
9 measurements show particles from mixed combustion in spring haze and from frost flowers
10
11 in winter, *Geophysical Research Letters*, 2010, **37**, L10803.
12
13
14 108 B. Croft, R. V. Martin, W. Richard Leaitch, J. Burkart, R. Y. W. Chang, D. B. Collins, P.
15
16 L. Hayes, A. L. Hodshire, L. Huang, J. K. Kodros, A. Moravek, E. L. Mungall, J. G.
17
18 Murphy, S. Sharma, S. Tremblay, G. R. Wentworth, M. D Willis, J. P. D. Abbatt and J. R.
19
20 Pierce, Arctic marine secondary organic aerosol contributes significantly to summertime
21
22 particle size distributions in the Canadian Arctic Archipelago, *Atmospheric Chemistry and*
23
24 *Physics*, 2019, **19**, 2787–2812.
25
26
27
28
29 109 N. W. May, P. K. Quinn, S. M. McNamara and K. A. Pratt, Multiyear study of the
30
31 dependence of sea salt aerosol on wind speed and sea ice conditions in the coastal Arctic,
32
33 *Journal of Geophysical Research*, 2016, **121**, 9208–9219.
34
35
36
37 110 J. Heintzenberg, C. Leck and P. Tunved, Potential source regions and processes of aerosol
38
39 in the summer Arctic, *Atmospheric Chemistry and Physics*, 2015, **15**, 6487–6502.
40
41
42
43 111 A. P. Ault, T. L. Guasco, J. Baltrusaitis, O. S. Ryder, J. V. Trueblood, D. B. Collins, M. J.
44
45 Ruppel, L. A. Cuadra-Rodriguez, K. A. Prather and V. H. Grassian, Heterogeneous
46
47 reactivity of nitric acid with nascent sea spray aerosol: Large differences observed between
48
49 and within individual particles, *Journal of Physical Chemistry Letters*, 2014, **5**, 2493–2500.
50
51
52
53 112 K. Hara, K. Osada, K. Matsunaga, Y. Iwasaka, T. Shibata and K. Furuya, Atmospheric
54
55 inorganic chlorine and bromine species in Arctic boundary layer of the winter/spring,
56
57
58
59
60

- 1
2
3 *Journal of Geophysical Research Atmospheres*, , DOI:10.1029/2001JD001008.
4
5
6
7 113 C. Leck, M. Norman, E. K. Bigg and R. Hillamo, Chemical composition and sources of the
8 high Arctic aerosol relevant for cloud formation, *Journal of Geophysical Research D:*
9 *Atmospheres*, 2002, **107**, 4135.
10
11
12
13
14 114 J. Williams, M. De Reus, R. Krejci, H. Fischer and J. Ström, Application of the variability-
15 size relationship to atmospheric aerosol studies: Estimating aerosol lifetimes and ages,
16 *Atmospheric Chemistry and Physics*, 2002, **2**, 133–145.
17
18
19
20
21
22 115 K. Hara, K. Osada, C. Nishita, S. Yamagata, T. Yamanocuhi, A. Herber, K. Matsunaga, Y.
23 Iwasaka, M. Nagatani and H. Nakata, Vertical variations of sea-salt modification in the
24 boundary layer of spring Arctic during the ASTAR 2000 campaign, *Tellus, Series B:*
25 *Chemical and Physical Meteorology*, 2002, **54**, 361–376.
26
27
28
29
30
31
32 116 K. R. Arrigo and G. L. van Dijken, Continued increases in Arctic Ocean primary production,
33 *Progress in Oceanography*, 2015, **136**, 60–70.
34
35
36
37
38 117 M. Li, X. Yu, H. Kang, Z. Xie and P. Zhang, Concentrations and size distributions of
39 bacteria-containing particles over oceans from China to the Arctic ocean, *Atmosphere*,
40 2017, **8**, 82.
41
42
43
44
45
46 118 L. M. Russell, L. N. Hawkins, A. A. Frossard, P. K. Quinn and T. S. Bates, Carbohydrate-
47 like composition of submicron atmospheric particles and their production from ocean
48 bubble bursting, *Proceedings of the National Academy of Sciences*, 2010, **107**, 6652–6657.
49
50
51
52
53
54 119 B. K. Kim, J. H. Lee, M. S. Yun, H. T. Joo, H. J. Song, E. J. Yang, K. H. Chung, S. H. Kang
55
56
57
58
59
60

- 1
2
3 and S. H. Lee, High lipid composition of particulate organic matter in the northern Chukchi
4 Sea, 2011, *Deep-Sea Research Part II: Topical Studies in Oceanography*, 2015, **120**, 72–
5
6 81.
7
8
9
10
11 120 M. Gosselin, M. Levasseur, P. A. Wheeler, R. A. Horner and B. C. Booth, New
12 measurements of phytoplankton and ice algal production in the Arctic Ocean, *Deep-Sea*
13 *Research Part II: Topical Studies in Oceanography*, 1997, **44**, 1623–1625.
14
15
16
17
18
19 121 S. D. Forestieri, G. C. Cornwell, T. M. Helgestad, K. A. Moore, C. Lee, G. A. Novak, C.
20 M. Sultana, X. Wang, T. H. Bertram, K. A. Prather and C. D. Cappa, Linking variations in
21 sea spray aerosol particle hygroscopicity to composition during two microcosm
22 experiments, *Atmospheric Chemistry and Physics*, 2016, **16**, 9003–9018.
23
24
25
26
27
28
29 122 M. J. K. Moore, H. Furutani, G. C. Roberts, R. C. Moffet, M. K. Gilles, B. Palenik and K.
30 A. Prather, Effect of organic compounds on cloud condensation nuclei (CCN) activity of
31 sea spray aerosol produced by bubble bursting, *Atmospheric Environment*, 2011, **45**, 7462–
32 7469.
33
34
35
36
37
38
39 123 H. Wex, E. Fuentes, G. Tsagkogeorgas, J. Voigtländer, T. Clauss, A. Kiselev, D. H. Green,
40 H. Coe, G. McFiggans and F. Stratmann, The Influence of Algal Exudate on the
41 Hygroscopicity of Sea Spray Particles, *Advances in Meteorology*, 2010, **2010**, 1–11.
42
43
44
45
46
47 124 D. B. Collins, A. P. Ault, R. C. Moffet, M. J. Ruppel, L. A. Cuadra-Rodriguez, T. L. Guasco,
48 C. E. Corrigan, B. E. Pedler, F. Azam, L. I. Aluwihare, T. H. Bertram, G. C. Roberts, V. H.
49 Grassian and K. A. Prather, Impact of marine biogeochemistry on the chemical mixing state
50 and cloud forming ability of nascent sea spray aerosol, *Journal of Geophysical Research*
51
52
53
54
55
56
57
58
59
60

- 1
2
3 *Atmospheres*, 2013, **118**, 8553–8565.
4
5
6
7 125 S. R. Schill, D. B. Collins, C. Lee, H. S. Morris, G. A. Novak, K. A. Prather, P. K. Quinn,
8
9 C. M. Sultana, A. V. Tivanski, K. Zimmermann, C. D. Cappa and T. H. Bertram, The impact
10
11 of aerosol particle mixing state on the hygroscopicity of sea spray aerosol, *ACS Central*
12
13 *Science*, 2015, **1**, 132–141.
14
15
16
17 126 M. Maahn, G. de Boer, J. M. Creamean, G. Feingold, G. M. McFarquhar, W. Wu and F.
18
19 Mei, The observed influence of local anthropogenic pollution on northern Alaskan cloud
20
21 properties, *Atmospheric Chemistry and Physics*, 2017, **17**, 14709–14726.
22
23
24
25 127 J. M. Creamean, M. Maahn, G. de Boer, A. McComiskey, A. J. Sedlacek and Y. Feng, The
26
27 influence of local oil exploration and regional wildfires on summer 2015 aerosol over the
28
29 North Slope of Alaska, *Atmospheric Chemistry and Physics*, 2018, **18**, 555–570.
30
31
32
33 128 J. M. Creamean, J. N. Cross, R. Pickart, L. McRaven, P. Lin, A. Pacini, R. Hanlon, D. G.
34
35 Schmale, J. Ceniceros, T. Aydell, N. Colombi, E. Bolger and P. J. DeMott, Ice nucleating
36
37 particles carried from below a phytoplankton bloom to the Arctic atmosphere, *Geophysical*
38
39 *Research Letters*, 2019, **0**, 2019GL083039.
40
41
42
43
44
45
46
47
48
49
50
51
52
53
54
55
56
57
58
59
60

TABLE OF CONTENTS GRAPHIC:



Composition of individual atmospheric particles reveals the influence of marine sources, terrestrial sources, and anthropogenic sources on atmospheric chemistry in the changing Alaskan Arctic.