

Cite this: *Chem. Sci.*, 2023, 14, 9452

All publication charges for this article have been paid for by the Royal Society of Chemistry

Received 29th June 2023  
Accepted 10th August 2023

DOI: 10.1039/d3sc03309k

rsc.li/chemical-science

# Azido-alkynylation of alkenes through radical-polar crossover†

Julien Borrel and Jerome Waser \*

We report an azido-alkynylation of alkenes allowing a straightforward access to homopropargylic azides by combining hypervalent iodine reagents and alkynyl-trifluoroborate salts. The design of a photocatalytic redox-neutral radical polar crossover process was key to develop this transformation. A variety of homopropargylic azides possessing electron-rich and -poor aryls, heterocycles or ether substituents could be accessed in 34–84% yield. The products are synthetically useful building blocks that could be easily transformed into pyrroles or bioactive amines.

## Introduction

The azide moiety is widely recognized as a versatile functional group (FG) and it has found broad application in the pharmaceutical industry<sup>1</sup> and in material science.<sup>2</sup> It is both a form of protected amine and a powerful synthetic handle with a unique downstream chemistry.<sup>3</sup> In recent years, the renaissance of radical chemistry triggered by photoredox catalysis led to the development of novel methods to introduce azides in organic molecules.<sup>4</sup> In particular, the formation of azide radicals and their addition onto alkenes was demonstrated to be an efficient strategy for the synthesis of difunctionalized products (Scheme 1A).<sup>4a,f</sup> After addition of the azide radical, different substituents including heteroatoms<sup>5</sup> and aryls<sup>6</sup> have been introduced on the intermediate carbon-centered radical. This represents a powerful strategy to quickly gain molecular complexity with the benefit of a highly regiospecific outcome resulting from the formation of the more stable carbon-centered radical.

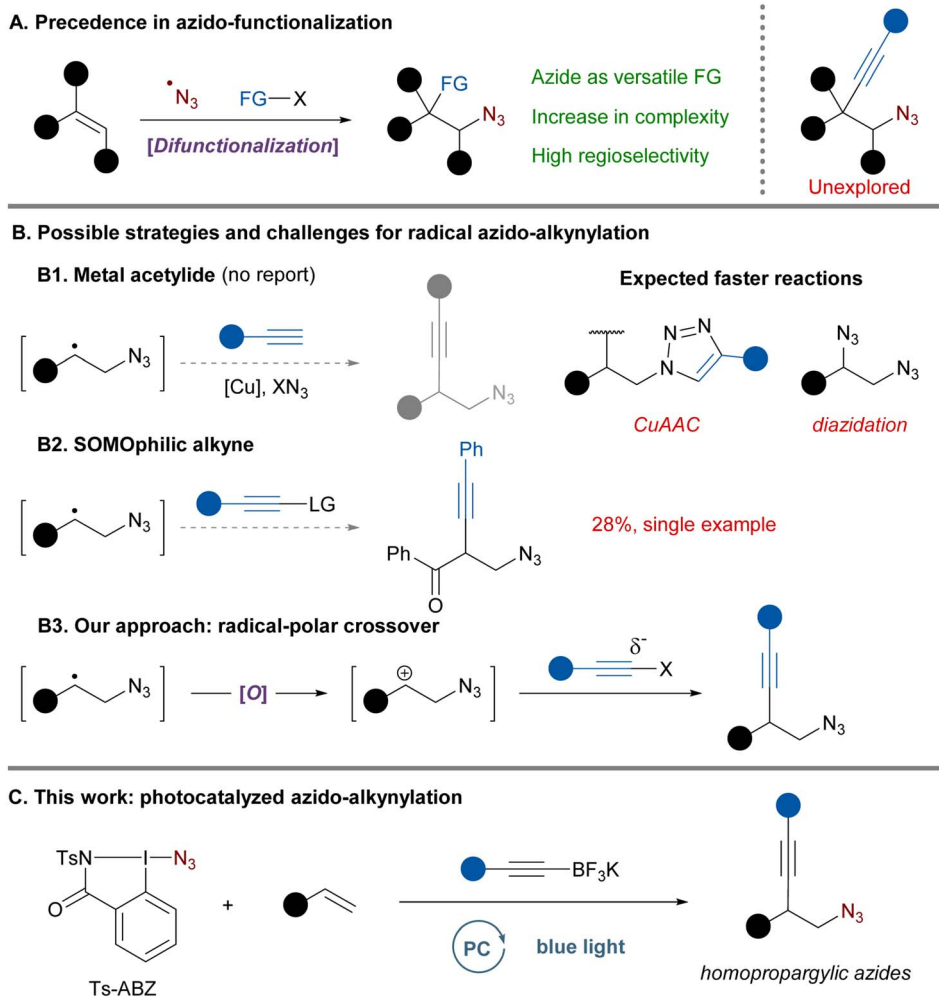
Among all the difunctionalization methods developed, one of the potentially most useful – the azido-alkynylation – has surprisingly not yet been explored, except for the single example of the azido-alkynylation of phenyl-vinyl ketone in 28% yield reported as part of a mechanistic study (Scheme 1B).<sup>7</sup> Alkynes are highly useful handles for further derivatization *via* cycloaddition or other triple bond functionalization methods.<sup>8</sup> In this specific case, the resulting homopropargylic azides are interesting synthetic intermediates known to undergo

cyclization to form pyrroles.<sup>9</sup> Moreover, upon reduction they would afford homopropargylic amines which can be found in bioactive molecules.<sup>10</sup> Homopropargylic azides are currently accessed from epoxides using a sequence of ring opening with lithium acetylide, mesylation of the resulting alcohol and displacement by azide anions.<sup>9d,f</sup> Consequently, more direct synthetic approaches to access such motifs would be of general interest and high synthetic value.

Developing a radical azido-alkynylation of alkenes would initially involve azide radical addition to the double bond. From there multiple approaches could be envisaged to transfer the alkyne to the intermediate carbon radical (Scheme 1B).<sup>11</sup> Classical strategies based on the recombination with a metal acetylide followed by reductive elimination<sup>12</sup> would not be compatible in the case of azidation (Scheme 1B1). Copper acetylides are the most classical intermediates used in this chemistry but the presence of azides, free alkynes and copper would lead to cycloaddition reactions.<sup>1b</sup> Additionally, copper catalysts and different azide sources are known to effectively promote the diazidation of alkenes, often proceeding *via* radical intermediates.<sup>13</sup> It is therefore not surprising that no azido-alkynylation following this mechanism has been reported so far. A second approach solely based on open-shell species would use SOMO-philic alkynes in an addition–elimination process to provide the desired product (Scheme 1B2).<sup>12a,14</sup> Nevertheless, this system would have major limitations as commonly used alkyne-transfer reagents (ethynylbenziodoxolone and alkynyl sulfones) often require aryl substituents to perform efficiently.<sup>15</sup> Moreover, while frequently used to trap alkyl radicals, only a few examples exist for more stabilized benzylic radicals and are often associated with a lower yield,<sup>16</sup> a narrow scope<sup>17</sup> or a high excess of radical.<sup>18</sup> All those factors could explain why there is only one report of such an approach for azido-alkynylation proceeding in 28% yield on phenyl vinyl ketone as a very activated substrate.<sup>7</sup>

Laboratory of Catalysis and Organic Synthesis, Institute of Chemical Sciences and Engineering, Ecole Polytechnique Fédérale de Lausanne, EPFL SB ISIC LCSO, BCH 4306, 1015 Lausanne, Switzerland. E-mail: jerome.waser@epfl.ch

† Electronic supplementary information (ESI) available: Experimental procedures, characterization data and scan of NMR spectra. ESI references are given in note 33. Details for accessing crystallographic data is given in note 31. ESI references are given in note 32. For accessing raw data, please see the data availability statement. CCDC 2264031 and 2243553. For ESI and crystallographic data in CIF or other electronic format see DOI: <https://doi.org/10.1039/d3sc03309k>



Scheme 1 Azido-functionalization state of the art and challenges.

In order to overcome this gap in existing synthetic methodologies, we thought of an alternative pathway involving the merger of radical and polar chemistry.<sup>19</sup> Transformations involving radical-polar crossover (RPC) mechanisms have recently received increased attention as they enable the combination of orthogonal reagents only active in either radical or polar regime. Additionally, redox-neutral processes can be developed by careful design of the catalytic cycle. Upon oxidation of the intermediate C-centered radical, the carbocation formed could be trapped by a nucleophilic alkyne affording the desired product (Scheme 1B3). In fact, Xu<sup>20</sup> and Molander<sup>21</sup> elegantly demonstrated that alkene radical cations and benzylic carbocations could be trapped by nucleophilic trifluoroborate salts. In addition, rare cases of RPC reactions involving azide radicals have been reported, but the nucleophiles were limited to methanol,<sup>13b</sup> carboxylic acids<sup>22</sup> or alkyl groups during a semipinacol rearrangement.<sup>23</sup>

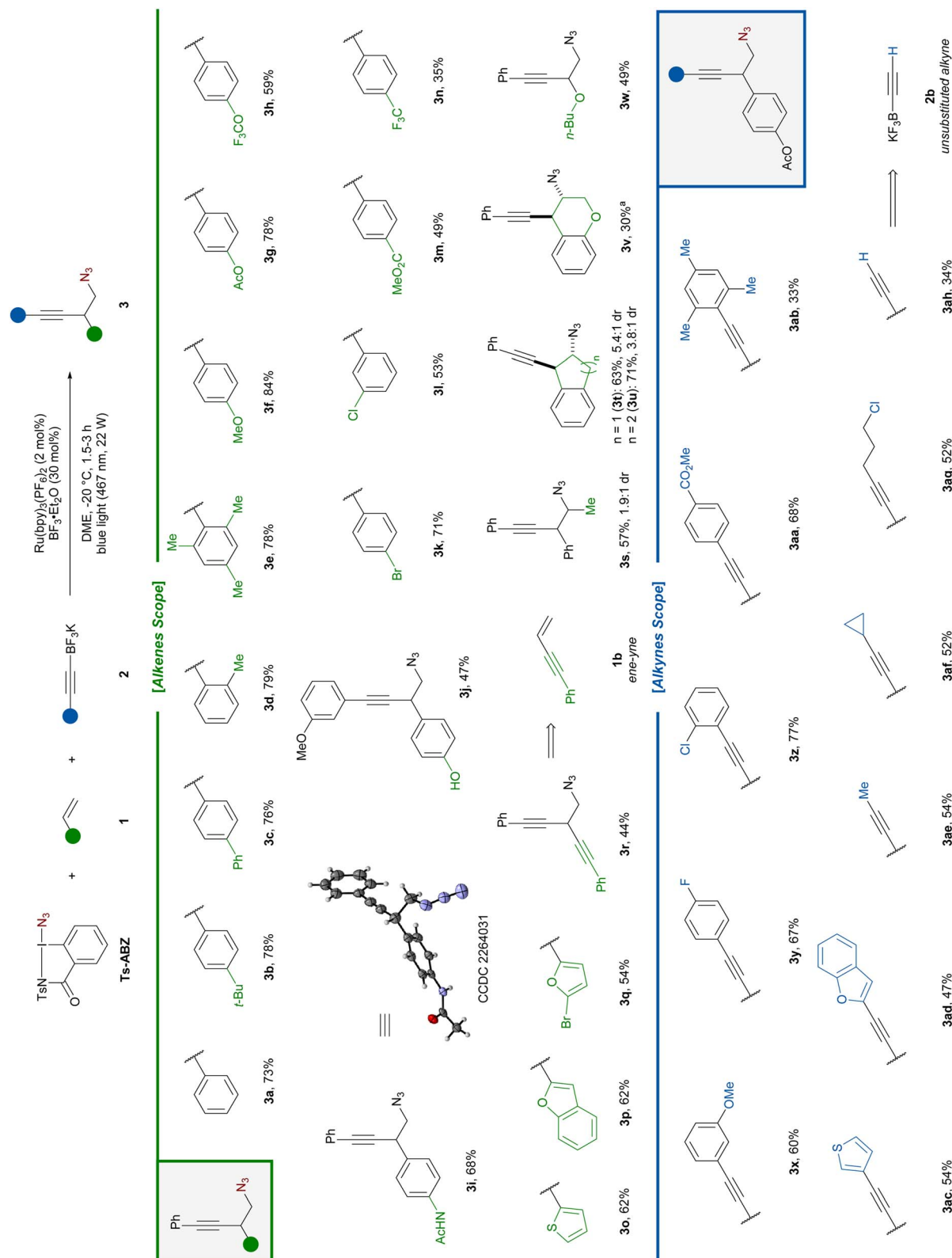
Although the envisaged 3-component synthesis of homopropargylic azides based on a RPC approach looks promising, there are still significant challenges to overcome: a non-nucleophilic azide radical precursor needs to be selected to

Table 1 Reaction optimization<sup>a</sup>

Entry	Variation from standard conditions	Yield <sup>b</sup> (%)
1	None	74
2	<b>Ts-ABZ</b> as limiting reagent	69
3	<b>2a</b> as limiting reagent	44
4	<i>C</i> = 0.05 M	74
5	<i>C</i> = 0.2 M	60
6	Room temperature	50
7	No BF <sub>3</sub> ·Et <sub>2</sub> O	49
8	No light or photocatalyst	<5

<sup>a</sup> Reactions were carried out on 0.1 mmol scale. Light irradiation was carried out using a single Kessil lamp. <sup>b</sup> NMR yield determined using CH<sub>2</sub>Br<sub>2</sub> as internal standard.





**Scheme 2** Scope of the azido-alkynylation. Reaction conditions: 1 (1 equiv.), 2 (1.5 equiv.), Ts-ABZ (1.25 equiv.), Ru(bpy)<sub>3</sub>(PF<sub>6</sub>)<sub>2</sub> (2 mol%), BF<sub>3</sub>·Et<sub>2</sub>O (30 mol%), DME (0.1 M), −20 °C, blue light (467 nm, 22 W), 1.5 to 3 h. The major diastereoisomer is drawn, the dr was determined on the crude reaction mixture by <sup>1</sup>H NMR. <sup>a</sup>Only diastereoisomer observed.

limit diazidation and a nucleophilic alkyne efficient enough for carbocation trapping before decomposition is required. Herein, we report the photocatalyzed azido-alkynylation of styrenes using the combination of an azidoiodane reagent and alkynyl-trifluoroborate salts (Scheme 1C). Using this radical-polar crossover strategy a large variety of homopropargylic azides could be accessed in a single step.

## Results and discussion

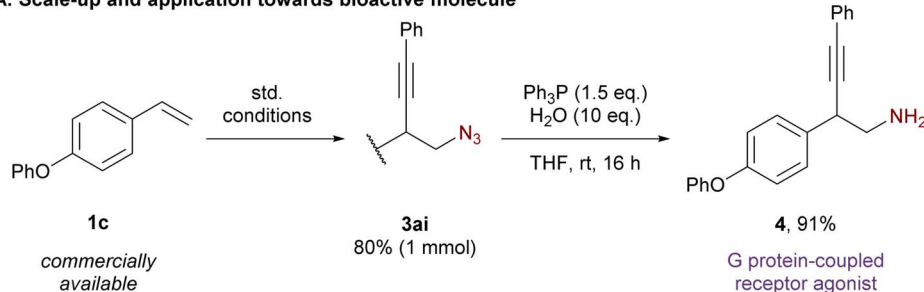
Following optimization studies, the azido-alkynylation of styrene **1a** was achieved using **Ts-ABZ** as azide radical source upon single electron reduction. This hypervalent iodine reagent is a safer version of the more commonly used azidobenziodoxolone, also known as Zhdankin reagent,<sup>24</sup> which showed an explosion hazard.<sup>23</sup> Potassium alkynyl-trifluoroborates were selected as nucleophilic alkynes as they had been previously employed for the trapping of similar carbocations.<sup>20,21</sup> The reaction was performed under photoredox conditions with

$\text{BF}_3 \cdot \text{Et}_2\text{O}$  as additive to afford **3a** in 74% yield after 1.5 hours at  $-20^\circ\text{C}$  (Table 1, entry 1).

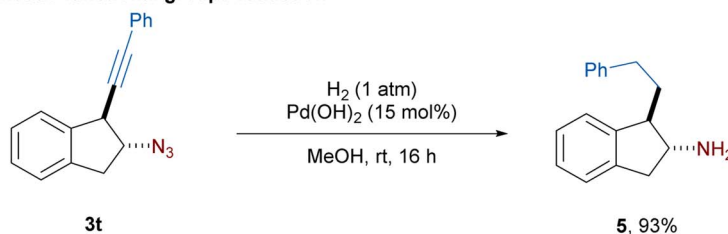
Both styrene (**1a**) and **Ts-ABZ** can be used as the limiting reagent, but a lower yield was observed when 1.0 equivalent of **2a** was used (entries 1–3). Lower and higher concentrations had little to no impact on the reaction outcome (entries 4 and 5). Raising the temperature to  $21^\circ\text{C}$  led to a decrease in yield (entry 6). A similar result was observed when  $\text{BF}_3 \cdot \text{Et}_2\text{O}$  was not added (entry 7). Finally, control experiments in the absence of light or photocatalyst afforded only traces of the desired product (entry 8). Full optimization tables, including screening of photocatalyst, solvents, equivalents, light sources and additives can be found in the ESI (Tables S1–S8).†

With optimized conditions in hand, the scope of styrenes was investigated (Scheme 2). In all reactions, full conversion of the alkene was achieved. As no other small molecule side products were observed, we assign the different isolated yields observed to different levels of oligomerization/polymerization of the alkenes. The model substrate **3a** was obtained in 73%

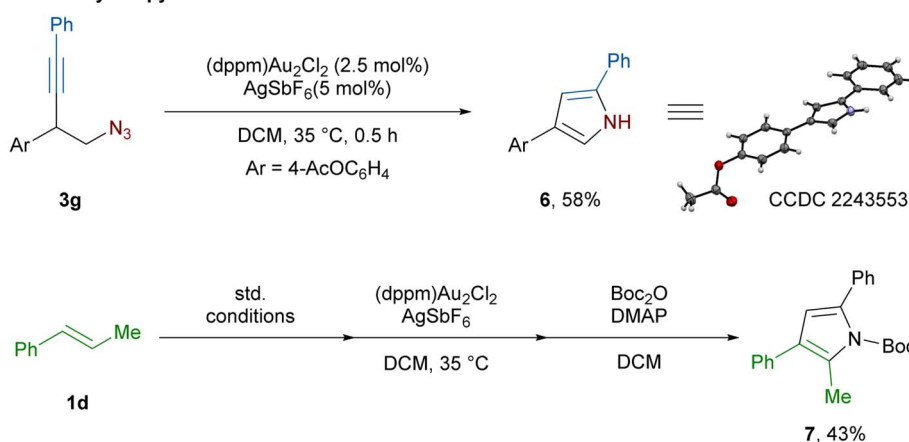
### A. Scale-up and application towards bioactive molecule



### B. Simultaneous functional groups reduction



### C. Au-catalyzed pyrrole formation



Scheme 3 Product modifications.

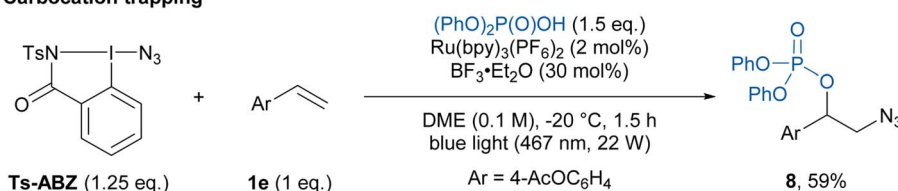


yield on a 0.3 mmol scale. Styrenes bearing a *tert*-butyl or a phenyl group in *para* position gave products **3b** and **3c** in 78% and 76% yield, respectively. Steric hindrance on the aryl ring was well tolerated as **3d** and **3e** possessing one or two *ortho* substituents could be obtained in >78% yield. Oxygen-substituted aryls with substituents such as methoxy and acetoxy could also be used (**3f–g**). A slight decreased in yield was observed in the presence of the medicinal chemistry relevant trifluoromethoxy substituent (**3h**).<sup>25</sup> Pleasingly, the presence of nucleophilic functional groups, which could have compete with

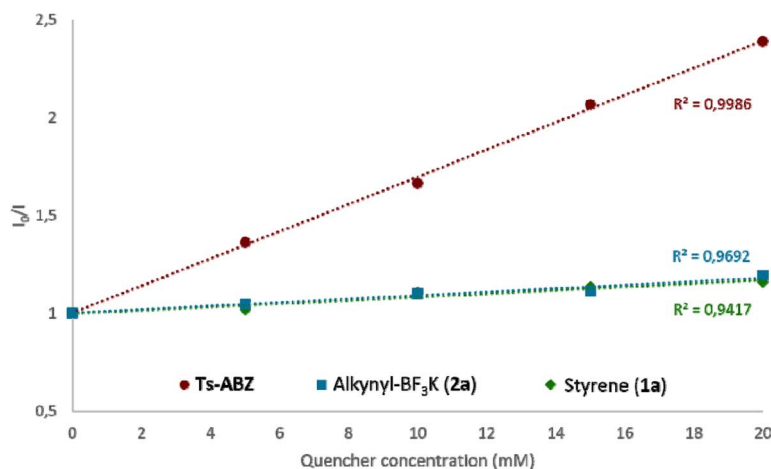
**2a** for the trapping of the carbocation, did not hinder the reaction: products **3i** or **3j** bearing an acetamide and a free phenol could be accessed in 68% and 47% yield, respectively. Additionally, an X-ray structure of **3i** was obtained. Halogen-substituted arenes afforded the corresponding azido-alkynylated products **3k–l** in 71% and 53% yield, respectively.

Electron-withdrawing group (EWG), which could be expected to destabilize the carbocation intermediate, were still tolerated in the reaction. Substrates bearing a *para* ester and CF<sub>3</sub> group afforded the corresponding products **3m** and **3n** in 49% and

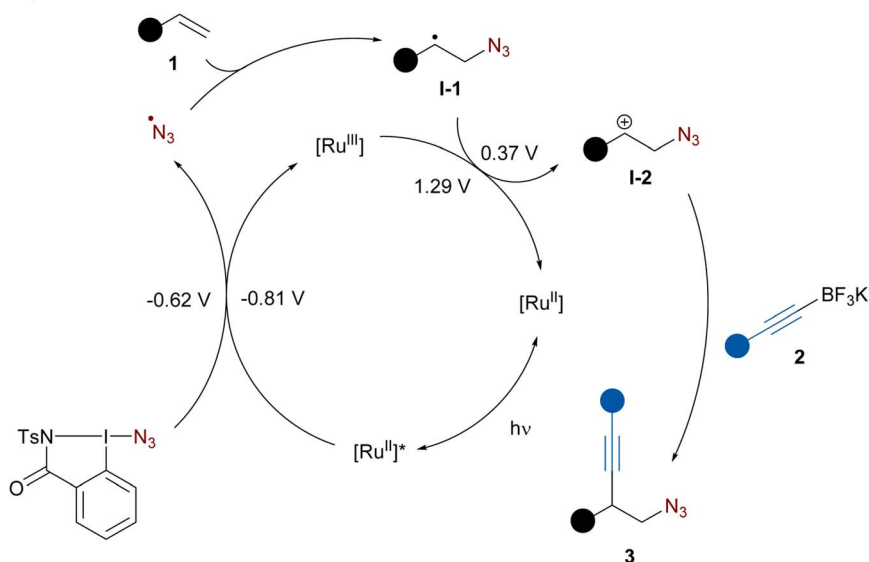
### A. Carbocation trapping



### B. Stern-Volmer fluorescence quenching



### C. Proposed mechanism



Scheme 4 Mechanistic experiments and proposed mechanism.



35% yield. Moreover, homopropargylic azides **3o–p** containing electron-rich heterocycles such as thiophene and benzofuran were obtained in 62% yield. Carrying out the reaction on a sensitive bromo-substituted vinyl-furan, which quickly polymerizes after synthesis, successfully gave product **3q** in 54% yield.

Ene-yne **1b** could be exclusively 1,2-functionalized to give diyne **3r** in 44% yield. The reaction tolerated  $\beta$ -substitution on the styrene: product **3s** bearing a methyl substituent was obtained in 57% yield as a 1.9 : 1 mixture of diastereoisomers. Using the less flexible cyclic indene, the diastereoselectivity of the reaction could be increased to 5.4 : 1 in favor of the *trans* **3t** isomer. Increasing the ring size slightly improved the yield, but lowered the dr (**3u**). When chromene was used, the azido-alkynylated product **3v** was formed in 30% yield. No other diastereoisomer was observed. Gratifyingly, vinyl butyl ether could be azido-alkynylated to afford **3w** in 49% yield. Unfortunately, alkenes bearing aliphatic substituents only could not be used.

Next, the scope of nucleophilic alkynes was studied. Aryl-alkynes bearing either EDG (OMe) or EWG (F, Cl, CO<sub>2</sub>Me) at different positions gave the corresponding products **3x–aa** in 60–77% yield. In this case, the steric hindrance of the nucleophile seems to be an important factor as the use of mesityl-alkyne led to **3ab** in only 33% yield. We were pleased to see that heteroaryl such as 3-thiophene or 2-benzofuran afforded the desired product **3ac** and **3ad** in 54% and 47% yield, respectively. Alkyl-substituted alkynes bearing methyl, cyclopropyl or a propyl chain possessing a chloride were well tolerated affording the corresponding products **3ae–ag** in 52–54% yields. Finally, using unsubstituted alkynyl-BF<sub>3</sub>K **2b**, terminal alkyne **3ah** was obtained in 34% yield allowing for potential further diversification *via* cross-coupling.

To demonstrate the synthetic utility of the homopropargylic azides, various post functionalizations were carried out (Scheme 3). First, the azido-alkynylation was performed on 1 mmol scale using styrene **1c** bearing a *para* phenoxy group affording the desired product **3ai** in 80% yield under the same reaction conditions. Further reduction of the azide afforded primary amine **4** in high yield. The corresponding HCl salt is a known agonist for G protein-coupled receptors currently synthesized through a 4-step sequence in 19% overall yield.<sup>10d</sup>

Upon reduction of both the alkyne and azide, **5** was obtained in 93% yield affording a formal 2-step amino-alkylation. Pyrroles play a crucial role in the pharmaceutical industry as they are one of the most frequently encountered heterocycles in bioactive compounds.<sup>26</sup> Applying conditions developed by Toste using gold catalysis,<sup>9a</sup> homopropargylic azide **3g** underwent 5-*endo-dig* cyclization to afford **6**. Non-cyclic  $\beta$ -substituted alkenes afforded poor diastereoselectivity in the azido-alkynylation reaction (Scheme 2, **3s**). This issue is inconsequential for pyrrole synthesis, as all stereoisomers are converted in a single product. For example, styrene **1d** was effectively converted to trisubstituted pyrrole **7** in 43% yield over a 3 step-sequence of azido-alkynylation, cyclization and protection.

To gain insight into the reaction mechanism, control experiments were performed. In the absence of light and photocatalyst only traces of the product could be obtained (Table 1,

entry 8). Replacing the alkyne nucleophile by diphenyl phosphate led to the formation of azido-phosphonylated product **8** in 59% yield, presumably resulting from trapping of the carbocation intermediate (Scheme 4A).

Next, Stern–Volmer quenching experiments were performed. **Ts-ABZ** proved to be the most efficient quencher of the excited state photocatalyst compared to alkyne **2a** and styrene **1a** (Scheme 4B). Based on these experiments and literature precedents, a plausible mechanism could be proposed (Scheme 4C).<sup>13b,20,21</sup> Under blue light irradiation, excited state Ru(bpy)<sub>3</sub><sup>2+\*</sup> ( $E_{1/2}$  [Ru<sup>III</sup>/Ru<sup>II</sup>]<sup>+</sup> = −0.86 V *vs.* SCE)<sup>27</sup> is capable of reducing **Ts-ABZ** ( $E_{1/2}^{\text{red}}$  = −0.62 V *vs.* SCE)<sup>28</sup> generating the azide radical. Addition of the latter to alkene **1** would lead to carbon-centered radical **I-1** ( $E_{1/2}^{\text{ox}}$  = 0.37 V *vs.* SCE)<sup>29</sup> which can be oxidized by the previously formed Ru(bpy)<sub>3</sub><sup>3+</sup> ( $E_{1/2}$  [Ru<sup>III</sup>/Ru<sup>II</sup>] = + 1.29 V *vs.* SCE)<sup>27</sup> regenerating the ground state photocatalyst. Finally, the resulting carbocation **I-2** would be trapped by the nucleophilic alkynyl-BF<sub>3</sub>K **2** affording homopropargylic azide **3**. Establishing the mechanism of this addition step would need further studies, but a concerted C–C bond formation and C–B bond cleavage could be operative, in analogy to what has been proposed for alkenyl boronate salts.<sup>20</sup> The exact role of BF<sub>3</sub>·Et<sub>2</sub>O is still unclear, it is known to abstract fluoride from alkynyl-BF<sub>3</sub>K to form alkynyl-BF<sub>2</sub>.<sup>30</sup> Control experiment involving preformation of alkynyl-BF<sub>2</sub> and its subsequent addition instead of BF<sub>3</sub>·Et<sub>2</sub>O led to comparable yield hinting at the potential formation of alkynyl-BF<sub>2</sub> under the standard conditions (see the ESI† Section 9.3).

## Conclusions

In summary, a photocatalyzed azido-alkynylation of alkenes using **Ts-ABZ** as azide radical source and nucleophilic alkynyl-trifluoroborate salts was developed. The reaction proceeds in high yield for electron-rich and electron-poor styrenes. Various aryl-, alkyl- or unsubstituted alkynes were successfully transferred to generate azido-alkynylated scaffolds. Moreover, heterocycles were compatible on both the alkene and alkyne fragment. The homopropargylic azides could be further derivatized, giving access to valuable pyrroles and the efficient 2-step synthesis of a G protein-coupled receptor agonist. The reaction is proposed to proceed through an overall redox-neutral process *via* a radical-polar crossover mechanism.<sup>31,32</sup>

## Data availability

ESI† available: Experimental procedures, characterization data and scan of NMR spectra. Crystallographic data is available at CCDC (see note 31). Raw data for compound characterization, including NMR, IR and MS is available at zenodo.org: <https://doi.org/10.5281/zenodo.8239023>.

## Author contributions

J. B. conceived the project, optimized the reaction, performed the investigation on the scope of the reaction, the modification of the products and prepared the experimental parts and first



draft of the manuscript. J. W. supervised the project, edited the manuscript and proofread the experimental part.

## Conflicts of interest

There are no conflicts to declare.

## Acknowledgements

The authors thank Ecole Polytechnique Fédérale de Lausanne for financial support. This publication was created as a part of NCCR Catalysis, a National Center of Competence in Research funded by the Swiss National Science Foundation (Grant No. 180544). Dr Rosario Scopelliti and Dr Farzaneh Fadaei Tirani (ISIC, EPFL) are acknowledged for the X-ray study.

## Notes and references

- (a) H. C. Kolb and K. B. Sharpless, *Drug Discov. Today*, 2003, **8**, 1128–1137; (b) M. Meldal and C. W. Tornøe, *Chem. Rev.*, 2008, **108**, 2952–3015; (c) G. C. Tron, T. Pirali, R. A. Billington, P. L. Canonico, G. Sorba and A. A. Genazzani, *Med. Res. Rev.*, 2008, **28**, 278–308; (d) J. C. Jewett and C. R. Bertozzi, *Chem. Soc. Rev.*, 2010, **39**, 1272–1279; (e) P. Thirumurugan, D. Matosiuk and K. Jozwiak, *Chem. Rev.*, 2013, **113**, 4905–4979; (f) A. Herner and Q. Lin, *Top. Curr. Chem.*, 2015, **374**, 1.
- (a) J. Lahann, *Click Chemistry for Biotechnology and Materials Science*, Wiley, 2009; (b) M. Schock and S. Bräse, *Molecules*, 2020, **25**, 1009; (c) K. Li, D. Fong, E. Meichsner and A. Adronov, *Chem. –Eur. J.*, 2021, **27**, 5057–5073.
- (a) S. Bräse, C. Gil, K. Knepper and V. Zimmermann, *Angew. Chem., Int. Ed.*, 2005, **44**, 5188–5240; (b) S. Bräse and K. Banert, *Organic Azides: Syntheses and Applications*, Wiley, 2009; (c) H. Tanimoto and K. Kakiuchi, *Nat. Prod. Commun.*, 2013, **8**, 1021–1034; (d) D. Huang and G. Yan, *Adv. Synth. Catal.*, 2017, **359**, 1600–1619; (e) A. A. Nayl, A. A. Aly, W. A. A. Arafa, I. M. Ahmed, A. I. Abd-Elhamid, E. M. El-Fakharany, M. A. Abdelgawad, H. N. Tawfeek and S. Bräse, *Molecules*, 2022, **27**, 3716.
- (a) K. Wu, Y. Liang and N. Jiao, *Molecules*, 2016, **21**, 352; (b) X. Huang and J. T. Groves, *ACS Catal.*, 2016, **6**, 751–759; (c) M. Goswami and B. de Bruin, *Eur. J. Org. Chem.*, 2017, **2017**, 1152–1176; (d) L. Ge, M.-F. Chiou, Y. Li and H. Bao, *Green Synth. Catal.*, 2020, **1**, 86–120; (e) P. Sivaguru, Y. Ning and X. Bi, *Chem. Rev.*, 2021, **121**, 4253–4307; (f) M. Shee and N. D. P. Singh, *Chem. Soc. Rev.*, 2022, **51**, 2255–2312.
- Selected examples: (a) B. Zhang and A. Studer, *Org. Lett.*, 2013, **15**, 4548–4551; (b) Z. Li, C. Zhang, L. Zhu, C. Liu and C. Li, *Org. Chem. Front.*, 2014, **1**, 100–104; (c) X. Sun, X. Li, S. Song, Y. Zhu, Y.-F. Liang and N. Jiao, *J. Am. Chem. Soc.*, 2015, **137**, 6059–6066; (d) R. Zhu and S. L. Buchwald, *J. Am. Chem. Soc.*, 2015, **137**, 8069–8077; (e) P. Wang, Y. Luo, S. Zhu, D. Lu and Y. Gong, *Adv. Synth. Catal.*, 2019, **361**, 5565–5575.
- Selected examples: (a) K. Matcha, R. Narayan and A. P. Antonchick, *Angew. Chem., Int. Ed.*, 2013, **52**, 7985–7989; (b) W. Kong, E. Merino and C. Nevado, *Angew. Chem., Int. Ed.*, 2014, **53**, 5078–5082; (c) J. Chen, S. Zhu, J. Qin and L. Chu, *Chem. Commun.*, 2019, **55**, 2336–2339; (d) J. M. Lear, J. Q. Buquoi, X. Gu, K. Pan, D. N. Mustafa and D. A. Nagib, *Chem. Commun.*, 2019, **55**, 8820–8823.
- A single example of this transformation was reported in low yield as a control experiment during the development of an hydroazidation: R. P. Shirke and S. S. V. Ramasastry, *Org. Lett.*, 2017, **19**, 5482–5485.
- (a) F. Diederich, P. J. Stang and R. R. Tykwinski, *Acetylene Chemistry: Chemistry, Biology, and Material Science*, Wiley-VCH Verlag, 2005; (b) B. M. Trost and C.-J. Li, *Modern Alkyne Chemistry: Catalytic and Atom-Economic Transformations*, Wiley-VCH Verlag, 2014; (c) S. Bhunia, P. Ghosh and S. R. Patra, *Adv. Synth. Catal.*, 2020, **362**, 3664–3708; (d) W. Liu and W. Kong, *Org. Chem. Front.*, 2020, **7**, 3941–3955; (e) N. Chalotra, J. Kumar, T. Naqvi and B. A. Shah, *Chem. Commun.*, 2021, **57**, 11285–11300.
- (a) D. J. Gorin, N. R. Davis and F. D. Toste, *J. Am. Chem. Soc.*, 2005, **127**, 11260–11261; (b) K. Hiroya, S. Matsumoto, M. Ashikawa, K. Ogiwara and T. Sakamoto, *Org. Lett.*, 2006, **8**, 5349–5352; (c) C. A. Witham, P. Mauleón, N. D. Shapiro, B. D. Sherry and F. D. Toste, *J. Am. Chem. Soc.*, 2007, **129**, 5838–5839; (d) P. Wyrębek, A. Sniady, N. Bewick, Y. Li, A. Mikus, K. A. Wheeler and R. Dembinski, *Tetrahedron*, 2009, **65**, 1268–1275; (e) H. Yamamoto, I. Sasaki, M. Mitsutake, A. Karasudani, H. Imagawa and M. Nishizawa, *Synlett*, 2011, **2011**, 2815–2818; (f) J. Tian, K. Feng, K.-N. Yuan, X. Li, H.-H. Chang and W.-C. Gao, *J. Org. Chem.*, 2022, **87**, 2402–2409.
- (a) L. I. Kruse, C. Kaiser, W. E. DeWolf, P. A. Chambers, P. J. Goodhart, M. Ezekiel and E. H. Ohlstein, *J. Med. Chem.*, 1988, **31**, 704–706; (b) A. N. Shaw, R. E. Dolle and L. I. Kruse, *Tetrahedron Lett.*, 1990, **31**, 5081–5084; (c) J.-N. Xiang, I. K. Osifo, J. M. Karpinski and S. B. Christensen, WO2000009115A1, 2000; (d) E. S. Tan, M. Miyakawa, J. R. Bunzow, D. K. Grandy and T. S. Scanlan, *J. Med. Chem.*, 2007, **50**, 2787–2798.
- J. Huang and Z.-M. Chen, *Chem. –Eur. J.*, 2022, **28**, e202201519.
- (a) F. Le Vaillant and J. Waser, *Chem. Sci.*, 2019, **10**, 8909–8923; (b) Z. Zhang, P. Chen and G. Liu, *Chem. Soc. Rev.*, 2022, **51**, 1640–1658.
- (a) M.-Z. Lu, C.-Q. Wang and T.-P. Loh, *Org. Lett.*, 2015, **17**, 6110–6113; (b) G. Fumagalli, P. T. G. Rabet, S. Boyd and M. F. Greaney, *Angew. Chem., Int. Ed.*, 2015, **54**, 11481–11484; (c) H. Zhou, W. Jian, B. Qian, C. Ye, D. Li, J. Zhou and H. Bao, *Org. Lett.*, 2017, **19**, 6120–6123; (d) C.-Y. Cai, Y.-T. Zheng, J.-F. Li and H.-C. Xu, *J. Am. Chem. Soc.*, 2022, **144**, 11980–11985.
- D. Ge, X. Wang and X.-Q. Chu, *Org. Chem. Front.*, 2021, **8**, 5145–5164.
- Selected examples for ethynylbenziodoxolone: (a) Q.-Q. Zhou, W. Guo, W. Ding, X. Wu, X. Chen, L.-Q. Lu and W.-J. Xiao, *Angew. Chem., Int. Ed.*, 2015, **54**, 11196–11199; (b) Z. Liu, Y. Pan, P. Zou, H. Huang, Y. Chen and Y. Chen, *Org. Lett.*, 2022, **24**, 5951–5956; (c) K. Lu, Y. Ma,



- S. Liu, S. Guo and Y. Zhang, *Chin. J. Chem.*, 2022, **40**, 681–686; (d) Z. Zuo and A. Studer, *Org. Lett.*, 2022, **24**, 949–954; Selected examples for alkynyl-sulfones: (e) K. Jana, A. Bhunia and A. Studer, *Chem*, 2020, **6**, 512–522; (f) Z. Xiong, F. Zhang, Y. Yu, Z. Tan and G. Zhu, *Org. Lett.*, 2020, **22**, 4088–4092; (g) L. Capaldo and D. Ravelli, *Org. Lett.*, 2021, **23**, 2243–2247.
- 16 Lower yield observed with alkynyl-sulfones: (a) S. Zhou, T. Song, H. Chen, Z. Liu, H. Shen and C. Li, *Org. Lett.*, 2017, **19**, 698–701; (b) H. Jiang, Y. He, Y. Cheng and S. Yu, *Org. Lett.*, 2017, **19**, 1240–1243; (c) W. Jin, M. Wu, Z. Xiong and G. Zhu, *Chem. Commun.*, 2018, **54**, 7924–7927; (d) J.-B. Han, H. H. San, A. Guo, L. Wang and X.-Y. Tang, *Adv. Synth. Catal.*, 2021, **363**, 2366–2370; Reaction with ethynylbenziodoxolone not working with benzylic radicals: (e) S. P. Morcillo, E. M. Dauncey, J. H. Kim, J. J. Douglas, N. S. Sheikh and D. Leonori, *Angew. Chem., Int. Ed.*, 2018, **57**, 12945–12949; (f) X. Yang and G. C. Tsui, *Org. Lett.*, 2019, **21**, 8625–8629.
- 17 (a) F. Chen and A. S. K. Hashmi, *Org. Lett.*, 2016, **18**, 2880–2882; (b) X. Li, S. Li, S. Sun, F. Yang, W. Zhu, Y. Zhu, Y. Wu and Y. Wu, *Adv. Synth. Catal.*, 2016, **358**, 1699–1704; (c) T. V. T. Nguyen, M. D. Wodrich and J. Waser, *Chem. Sci.*, 2022, **13**, 12831–12839.
- 18 For alkynyl-sulfone: (a) M. Ociepa, J. Turkowska and D. Gryko, *ACS Catal.*, 2018, **8**, 11362–11367; For ethynylbenziodoxolone: (b) R.-Y. Zhang, L.-Y. Xi, L. Shi, X.-Z. Zhang, S.-Y. Chen and X.-Q. Yu, *Org. Lett.*, 2016, **18**, 4024–4027; (c) Y. Li, R. Lu, S. Sun and L. Liu, *Org. Lett.*, 2018, **20**, 6836–6839; (d) X. Liu, R. Liu, J. Dai, X. Cheng and G. Li, *Org. Lett.*, 2018, **20**, 6906–6909; (e) Y. Pan, K. Jia, Y. Chen and Y. Chen, *Beilstein J. Org. Chem.*, 2018, **14**, 1215–1221.
- 19 (a) R. J. Wiles and G. A. Molander, *Isr. J. Chem.*, 2020, **60**, 281–293; (b) S. Sharma, J. Singh and A. Sharma, *Adv. Synth. Catal.*, 2021, **363**, 3146–3169; (c) H. Yao, W. Hu and W. Zhang, *Molecules*, 2021, **26**, 105; (d) S. Kumar Nanda, *Adv. Synth. Catal.*, 2023, **365**, 834–853.
- 20 P. Xiong, H. Long, J. Song, Y. Wang, J.-F. Li and H.-C. Xu, *J. Am. Chem. Soc.*, 2018, **140**, 16387–16391.
- 21 (a) M. J. Cabrera-Afonso, A. Sookezian, S. O. Badir, M. El Khatib and G. A. Molander, *Chem. Sci.*, 2021, **12**, 9189–9195; (b) A. Sookezian and G. A. Molander, *Org. Lett.*, 2023, **25**, 1014–1019.
- 22 S. Alazet, F. Le Vaillant, S. Nicolai, T. Courant and J. Waser, *Chem. –Eur. J.*, 2017, **23**, 9501–9504.
- 23 S. Alazet, J. Preindl, R. Simonet-Davin, S. Nicolai, A. Nanchen, T. Meyer and J. Waser, *J. Org. Chem.*, 2018, **83**, 12334–12356.
- 24 (a) V. V. Zhdankin, C. J. Kuehl, A. P. Krasutsky, M. S. Formanek and J. T. Bolz, *Tetrahedron Lett.*, 1994, **35**, 9677–9680; (b) V. V. Zhdankin, A. P. Krasutsky, C. J. Kuehl, A. J. Simonsen, J. K. Woodward, B. Mismash and J. T. Bolz, *J. Am. Chem. Soc.*, 1996, **118**, 5192–5197.
- 25 A. Tlili, F. Toulgoat and T. Billard, *Angew. Chem., Int. Ed.*, 2016, **55**, 11726–11735.
- 26 (a) V. Bhardwaj, D. Gumber, V. Abbot, S. Dhiman and P. Sharma, *RSC Adv.*, 2015, **5**, 15233–15266; (b) S. Ahmad, O. Alam, M. J. Naim, M. Shaquiquzzaman, M. M. Alam and M. Iqbal, *Eur. J. Med. Chem.*, 2018, **157**, 527–561; (c) G. Li Petri, V. Spanò, R. Spatola, R. Holl, M. V. Raimondi, P. Barraja and A. Montalbano, *Eur. J. Med. Chem.*, 2020, **208**, 112783.
- 27 Y. Wu, D. Kim and T. S. Teets, *Synlett*, 2022, **33**, 1154–1179.
- 28 For the cyclic voltammetry of **Ts-ABZ** see ESI† (Fig. S3).
- 29 Approximate value based on the redox potential of the corresponding radical without the azide: D. D. M. Wayner, D. J. McPhee and D. Griller, *J. Am. Chem. Soc.*, 1988, **110**, 132–137.
- 30 (a) V. V. Bardin, N. Yu. Adonin and H.-J. Frohn, *J. Fluorine Chem.*, 2007, **128**, 699–702; (b) A. S. Vieira, P. F. Fiorante, T. L. S. Hough, F. P. Ferreira, D. S. Lüdtke and H. A. Stefani, *Org. Lett.*, 2008, **10**, 5215–5218; (c) C.-V. T. Vo, T. A. Mitchell and J. W. Bode, *J. Am. Chem. Soc.*, 2011, **133**, 14082–14089; (d) R. William, S. Wang, A. Mallick and X.-W. Liu, *Org. Lett.*, 2016, **18**, 4458–4461; (e) K. Miyamoto, M. Saito, S. Tsuji, T. Takagi, M. Shiro, M. Uchiyama and M. Ochiai, *J. Am. Chem. Soc.*, 2021, **143**, 9327–9331.
- 31 Deposition numbers 2264031 (for **3i**) and 2243553 (for **6**) contain the ESI crystallographic data for this paper. These data are provided free of charge by the joint Cambridge Crystallographic Data Centre and Fachinformationszentrum Karlsruhe Access Structures service.
- 32 In addition, following works are cited in the ESI†: (a) V. Smyrnov, B. Muriel and J. Waser, *Org. Lett.*, 2021, **23**, 5435–5439; (b) X.-G. Yang, F.-H. Du, J.-J. Li and C. Zhang, *Chem. –Eur. J.*, 2022, **28**, e202200272; (c) R. J. Maza, E. Davenport, N. Miralles, J. J. Carbó and E. Fernández, *Org. Lett.*, 2019, **21**, 2251–2255; (d) Y. Zhang, B. Yu, B. Gao, T. Zhang and H. Huang, *Org. Lett.*, 2019, **21**, 535–539; (e) M. Su, X. Huang, C. Lei and J. Jin, *Org. Lett.*, 2022, **24**, 354–358; (f) M.-J. Zhou, L. Zhang, G. Liu, C. Xu and Z. Huang, *J. Am. Chem. Soc.*, 2021, **143**, 16470–16485; (g) F. C. Demidoff, F. P. de Souza and C. D. Netto, *Synthesis*, 2017, **49**, 5217–5223; (h) H. Seo, A. Liu and T. F. Jamison, *J. Am. Chem. Soc.*, 2017, **139**, 13969–13972; (i) Y. Yamamoto, Y. Yamada, H. Sajiki and Y. Sawama, *Bull. Chem. Soc. Jpn.*, 2020, **93**, 1419–1423; (j) X.-S. Liang, R.-D. Li, W. Sun, Z. Liu and X.-C. Wang, *ACS Catal.*, 2022, **12**, 9153–9158; (k) F. Yang, K. Rauch, K. Kettelhoit and L. Ackermann, *Angew. Chem., Int. Ed.*, 2014, **53**, 11285–11288; (l) R. A. Oliveira, R. O. Silva, G. A. Molander and P. H. Menezes, *Magn. Reson. Chem.*, 2009, **47**, 873–878; (m) D. A. Mundal, K. E. Lutz and R. J. Thomson, *J. Am. Chem. Soc.*, 2012, **134**, 5782–5785; (n) J. Borrel and J. Waser, *Org. Lett.*, 2022, **24**, 142–146; (o) G. A. Molander, B. W. Katona and F. Machrouhi, *J. Org. Chem.*, 2002, **67**, 8416–8423; (p) P. B. Brady and E. M. Carreira, *Org. Lett.*, 2015, **17**, 3350–3353; (q) J. H. Song, P. Choi, S. E. Lee, K. H. Jeong, T. Kim, K. S. Kang, Y. S. Choi and J. Ham, *Eur. J. Org. Chem.*, 2013, **2013**, 6249–6253; (r) S. Jansone-Popova and J. A. May, *J.*



*Am. Chem. Soc.*, 2012, **134**, 17877–17880; (s) Y. Thummala, G. V. Karunakar and V. R. Doddi, *Adv. Synth. Catal.*, 2019, **361**, 611–616; (t) J.-F. Wang, X. Meng, C.-H. Zhang, C.-M. Yu and B. Mao, *Org. Lett.*, 2020, **22**, 7427–7432; (u) A. Dasgupta, C. Thiehoff, P. D. Newman, T. Wirth and

R. L. Melen, *Org. Biomol. Chem.*, 2021, **19**, 4852–4865; (v) T. A. Mitchell and J. W. Bode, *J. Am. Chem. Soc.*, 2009, **131**, 18057–18059; (w) S. Roscales, V. Ortega and A. G. Csáký, *J. Org. Chem.*, 2018, **83**, 11425–11436; (x) V. V. Pavlishchuk and A. W. Addison, *Inorg. Chim. Acta*, 2000, **298**, 97–102.

