

Chemical Science

rsc.li/chemical-science



ISSN 2041-6539



ROYAL SOCIETY
OF CHEMISTRY

Celebrating
IYPT 2019

EDGE ARTICLE

Qingmin Wang *et al.*
Visible-light-mediated Minisci C–H alkylation of heteroarenes
with unactivated alkyl halides using O₂ as an oxidant

Cite this: *Chem. Sci.*, 2019, 10, 976

All publication charges for this article have been paid for by the Royal Society of Chemistry

Received 2nd November 2018
Accepted 26th November 2018

DOI: 10.1039/c8sc04892d

rsc.li/chemical-science

Visible-light-mediated Minisci C–H alkylation of heteroarenes with unactivated alkyl halides using O₂ as an oxidant†‡

Jiayang Dong,^a Xueli Lyu,^a Zhen Wang,^a Xiaochen Wang,^a Hongjian Song,^a Yuxiu Liu^a and Qingmin Wang^{ib}*^{ab}

Herein, we report a protocol for direct visible-light-mediated Minisci C–H alkylation of heteroarenes with unactivated alkyl halides using molecular oxygen as an oxidant at room temperature. This mild protocol is compatible with a wide array of sensitive functional groups and has a broad substrate scope. Notably, functionalization of (iso)quinolines, pyridines, phenanthrolines, quinazoline, and other heterocyclic compounds with unactivated primary, secondary, and tertiary alkyl halides proceeds smoothly under the standard conditions. The robustness of this protocol is further demonstrated by the late-stage functionalization of complex nitrogen-containing natural products and drugs.

Introduction

Heteroaryl motifs are present in a wide variety of natural products, organic materials, small-molecule drugs, and ligands for metal catalysts.¹ Substituted heteroarenes can be readily accessed by direct functionalization of the C–H bonds of unsubstituted heteroarenes.² A useful tool for this purpose is the Minisci reaction, in which a protonated N-heteroarene is attacked by an alkyl radical under oxidative conditions.³ Classic Minisci reactions, which involve carboxylic acids as the alkyl radical sources, often require the use of excess oxidant (*e.g.*, peroxide), excess acid, and high temperature.^{3,4} Recently, there have been several reports of visible-light-mediated Minisci C–H alkylation reactions of N-heteroarenes with alkyl peroxides, primary alcohols, aliphatic carboxylic acids, boronic acids, alkyltrifluoroborates, and alkyl iodides as the alkyl radical sources (Scheme 1A).⁵ In addition, Barriault and co-workers described a protocol for direct alkylation of heteroarenes with alkyl bromides in the presence of a gold photoredox catalyst (Scheme 1B).⁶ However, the protocol employs a high catalyst loading and high-energy UVA (365 nm) irradiation, which can narrow the functional group tolerance and limit the substrate scope.

Our group is interested in visible-light-mediated Minisci reactions, and we recently achieved α -aminoalkylation of

N-heteroarenes by means of an iridium photoredox catalysis approach.⁷ Because alkyl bromides are readily available and inexpensive, we wished to expand the substrate scope of C–H alkylation of heteroarenes with alkyl bromides by developing a practical, mild protocol with a broader functional group tolerance. In addition, we wanted the new Minisci reaction protocol to employ oxygen, which is environmentally benign, as the only oxidant and to avoid the need for high catalyst loadings and high-energy UV light. However, we needed to overcome the

A) Visible-light-mediated Minisci alkylation



B) Minisci alkylation with alkyl bromides



C) This work



Scheme 1 Photoredox-mediated Minisci C–H alkylation of N-heteroarenes.

^aState Key Laboratory of Elemento-Organic Chemistry, Research Institute of Elemento-Organic Chemistry, College of Chemistry, Nankai University, Tianjin 300071, People's Republic of China. E-mail: wangqm@nankai.edu.cn

^bCollaborative Innovation Center of Chemical Science and Engineering (Tianjin), Tianjin 300071, People's Republic of China

† Dedicated to the 100th anniversary of Nankai University.

‡ Electronic supplementary information (ESI) available. See DOI: 10.1039/c8sc04892d

challenge posed by the fact that Ru- and Ir-based photoredox catalysts cannot undergo efficient excited-state quenching with unactivated alkyl bromides (*ca.* -2.0 V vs. SCE) to generate alkyl radicals under standard Minisci conditions (which are acidic and oxidative).⁸

Halogen abstraction from alkyl bromides by tris(trimethylsilyl)silyl radical for thermal generation of alkyl radicals has been widely studied, and photomediated processes have also been reported.⁹ However, halogen abstraction by a silyl radical under Minisci reaction conditions has not been explored. In this study, we focused our attention on developing a practical method for Minisci-type reactions using alkyl bromides as the alkyl radical sources and tris(trimethylsilyl)silane (TTMS) as the halogen-abstraction agent under photoredox conditions. Specifically, we herein report a protocol for visible-light-mediated Minisci C–H alkylation of heteroarenes with unactivated primary, secondary, and tertiary alkyl halides (Scheme 1C). The high efficiency, broad substrate scope, excellent functional group tolerance, and mildness of this protocol make it particularly suitable for late-stage functionalization of complex nitrogen-containing natural products and drugs.

Results and discussion

As a model reaction, we investigated the alkylation of lepidine (**1**, 1.0 equiv.) with bromocyclohexane (**2**, 2.0 equiv.) under various conditions (Table 1). First, a number of silanes were screened with 1 mol% of $\text{Ir}[\text{dF}(\text{CF}_3)\text{ppy}]_2(\text{dtbbpy})\text{PF}_6$ as the photocatalyst, trifluoroacetic acid as the proton source,

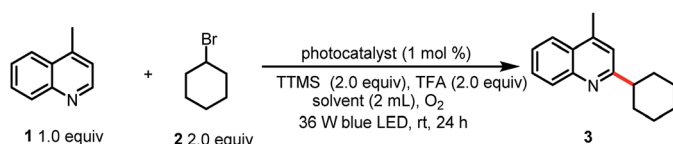
molecular oxygen as the oxidant, and acetone as the solvent under irradiation with a 36 W blue LED (see the ESI†). To our delight, desired product **3** was obtained in excellent yield when TTMS was used as a silyl radical precursor (entry 1). Using the above-described conditions, we then varied the photocatalyst (entries 2–4). However, $[\text{Ir}(\text{dF}(\text{CF}_3)\text{ppy})_2(\text{dtbbpy})]\text{PF}_6$ proved to be the most effective catalyst. Other solvents (acetonitrile, methanol, and dimethylformamide) gave lower yields (entries 5–7). Control experiments showed that the reaction failed to proceed in the absence of light, photocatalyst, TTMS, or molecular oxygen (entries 8–11).

With the optimized reaction conditions in hand, we studied the scope of the reaction with respect to the alkyl bromide (Table 2). The reaction was found to be amenable to a wide range of primary alkyl bromides, which gave the desired products in good to excellent yields. For example, linear alkyl bromides afforded the corresponding alkylated heteroarenes (**5**–**7**) in 45–84% yields. Minisci reactions of primary alkyl radicals are more challenging than reactions of secondary alkyl radicals, owing to the lower stability and nucleophilicity of the former.¹⁰ However, we were pleased to observe that primary alkyl substituents carrying various functional groups (*e.g.*, a terminal alkyne, a terminal alkene, an ester, an acetal, or a phenoxy group; **8**–**12**, respectively) could be incorporated in good yields. Phenylethyl bromide and benzyl bromide were also suitable substrates, giving **13** and **14** in 78 and 85% yields. Alkylation reactions of secondary bromoalkanes also proceeded under the standard conditions to afford the corresponding alkylated heteroarenes in moderate to excellent yields (**15**–**20**, **22**–**24**). Notably, ether, amine, and *tert*-butyl carbamate groups were also tolerated. Finally, tertiary-bromoalkane-functionalized lepidine derivatives **25** and **26** could be obtained in good to excellent yields, and the protocol was amenable to scale up; **26** was isolated in 77% yield when the reaction was carried out on a 6 mmol scale.

Next, we explored alkylation reactions with alkyl iodides (Table 2). Gratifyingly, we found that unactivated primary, secondary, and tertiary iodoalkanes underwent the desired reaction, and the corresponding products were obtained in moderate to good yields. Although in each case the yield was lower than that obtained with the corresponding alkyl bromide, the ability to use alkyl iodides broadens the scope of the reaction with respect and would be helpful when the alkyl bromide is not available. Unfortunately, unactivated primary, secondary, and tertiary alkyl chlorides showed no reactivity.

Finally, we tested this new alkylation protocol with various N-heteroarenes (Table 3). Electron-deficient heteroarenes were readily alkylated at the most electrophilic position with bromocyclohexane (**2**) in fair to excellent yields. Specifically, quinoline was selectively alkylated with **2** at the C2 position to afford **27** in 45% yield. The use of 4-chloro- and 4-bromo-quinoline and 2-methyl-quinoline resulted in selective alkylation with **2** at C2 for the halogenated substrates and at C4 for the methylated substrate (**28**–**30**, 41–84% yields). Reactions of **2** with 4-methoxycarbonyl-substituted isoquinolines afforded products of selective α -aminoalkylation at C2 position (**31**, 81% yield). Alkylation of 2,6-dimethylpyridine afforded a fair yield (50%) of

Table 1 Optimization of conditions for alkylation of lepidine with bromocyclohexane^a



Entry	Photocatalyst	Solvent	Yield ^b (%)
1	$\text{Ir}[\text{dF}(\text{CF}_3)\text{ppy}]_2(\text{dtbbpy})\text{PF}_6$	Acetone	82
2	$\text{Ir}(\text{ppy})_3$	Acetone	Trace
3	$[\text{Ru}(\text{bpy})_3](\text{PF}_6)_2$	Acetone	NR
4	Eosin-Y	Acetone	Trace
5	$\text{Ir}[\text{dF}(\text{CF}_3)\text{ppy}]_2(\text{dtbbpy})\text{PF}_6$	CH_3CN	68
6	$\text{Ir}[\text{dF}(\text{CF}_3)\text{ppy}]_2(\text{dtbbpy})\text{PF}_6$	MeOH	52
7	$\text{Ir}[\text{dF}(\text{CF}_3)\text{ppy}]_2(\text{dtbbpy})\text{PF}_6$	DMF	23
8 ^c	$\text{Ir}[\text{dF}(\text{CF}_3)\text{ppy}]_2(\text{dtbbpy})\text{PF}_6$	Acetone	NR
9	—	Acetone	NR
10 ^d	$\text{Ir}[\text{dF}(\text{CF}_3)\text{ppy}]_2(\text{dtbbpy})\text{PF}_6$	Acetone	NR
11 ^e	$\text{Ir}[\text{dF}(\text{CF}_3)\text{ppy}]_2(\text{dtbbpy})\text{PF}_6$	Acetone	12

^a General conditions, unless otherwise noted: **1** (0.2 mmol), **2** (0.4 mmol), photocatalyst (0.002 mmol), TTMS (0.4 mmol), trifluoroacetic acid (TFA, 0.4 mmol), and acetone (2 mL) under O₂ atmosphere. NR = no reaction. ^b Isolated yields are given. ^c Reaction performed in the absence of light. ^d Reaction performed in the absence of TTMS.

^e Reaction performed under argon atmosphere.



Table 2 Substrate scope with respect to alkyl halides^a

^a Reactions were performed on a 0.3 mmol scale. Isolated yields are given.

C4-functionalized product 32. When nicotinonitrile was used, dialkylated product 33 (40%) was the major product. The scope of the reaction was further extended to phthalazine (34, 46%), 2-chloroquinazoline (35, 56%), 6-chloroimidazo[1,2-*b*]pyridazine (36, 48%), and benzothiazole (37, 44%). Notably, the reaction could be used to modify commercially available phenanthroline ligands, as demonstrated by the selective monoalkylation with 2 at the C2 position to afford fair to good yields of 38–40. The selective monoalkylation of these phenanthroline ligands suggests that this protocol may find applications in the synthesis of ligands for catalysis.

As shown in Table 4, this Minisci C–H alkylation protocol could be readily used to functionalize complex natural products and drug molecules.^{5,11} For instance, quinine and cinchonine, both of which have a free OH group as well as amine and vinyl groups, could be selectively alkylated at the C2 position with

either an isopropyl group or a *tert*-butyl group to afford 41 and 42 in good yields. Fasudil, which bears a free secondary NH group, was selectively alkylated at C1 to give a fair yield of 43. Fenarimol, which has a tertiary OH group, could also tolerate the reaction conditions and was selectively monoalkylated to afford 44 in 62% yield. Loratadine, which has amide and vinyl groups, could be alkylated selectively at the C2 position of the pyridine ring to give 45. The fungicide quinoxifen was alkylated at C2 of the quinoline ring to give 46 in good yield. Remarkably, the alkylation of steride also proceeded smoothly, affording a 71% yield of 47. Considering that alkyl halides are readily available and inexpensive, this new Minisci protocol may prove highly useful in drug discovery research.¹²

Having explored the substrate scope and utility of the reaction, we turned our attention to the mechanism (Scheme 2). When a radical scavenger, 2,2,6,6-tetramethyl-1-piperidinyloxy



Table 3 Scope of the reaction with respect to the N-heteroarene^a

 27 45%	 28 84%
 29 41%	 30 81%
 31 81%	 32 50%
 33 40%	 34 46%
 35 56%	 36 48%
 37 44%	 38 47%
 39 67%	 40 58%

^a Reactions were performed on a 0.3 mmol scale. Isolated yields are given.

(TEMPO) or 1,1-diphenylethylene, was present in a reaction mixture containing **1** and **2**, the formation of **3** was completely inhibited. When benzyl acrylate (**48**) was used as a radical scavenger, benzyl 3-(1,1,1,3,3,3-hexamethyl-2-(trimethylsilyl)trisilan-2-yl)propanoate (**49**) was isolated in 5% yield, which suggests that a silyl radical was generated.^{9f} In addition, the

product of cyclohexyl radical trapping, benzyl 3-cyclohexylpropanoate (**50**), was observed by mass spectrometry.^{9f} To lend additional support to our proposed mechanism, we carried out a radical clock experiment.^{6,13} Alkylation of **1** with 6-bromohex-1-ene (**51**) resulted in 5-exo trig cyclization prior to heteroarene addition and afforded a 14 : 1 mixture of **52a** and **52b**. Alkylation of **1** with (bromomethyl)cyclopropane (**53**) under the standard conditions gave ring-opened product **54** in 45% yield. (Bromomethyl)cyclobutane **55** remained mostly unopened, affording **56a** and **56b** in a 14 : 1 ratio. These experiments clearly point to a radical pathway. Moreover, we conducted a light/dark experiment, which showed that coupling product **3** formed only under continuous irradiation (see ESI†). This result suggests that radical chain propagation was not involved in the reaction.

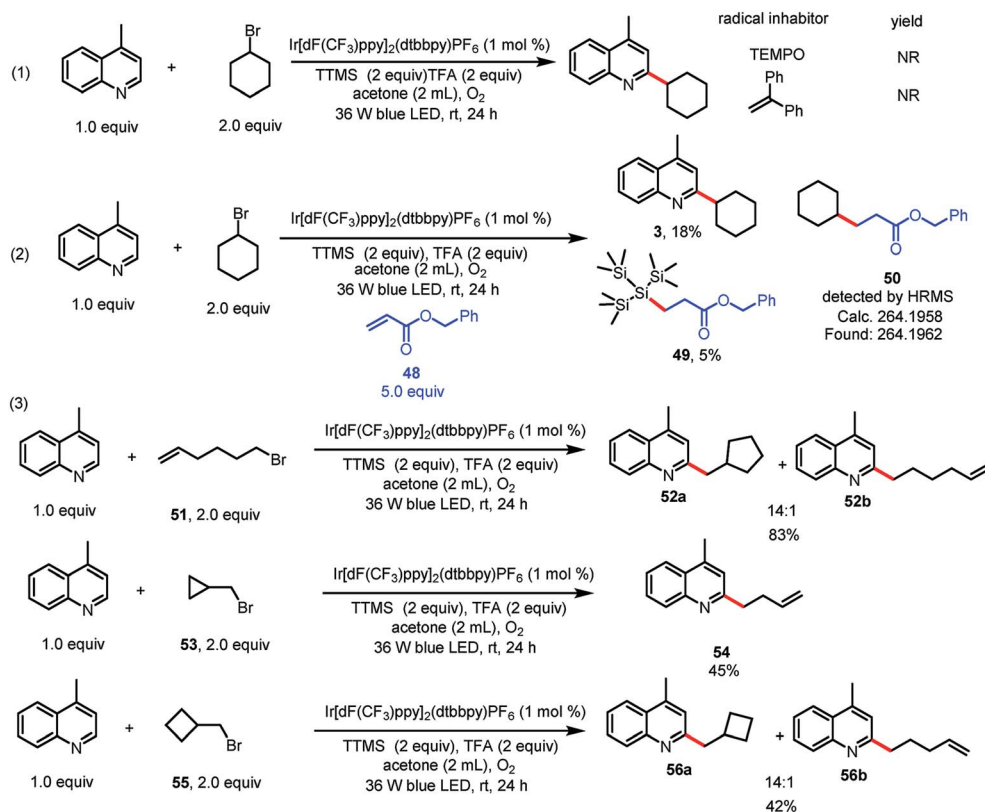
On the basis of our experimental observations and literature reports, we propose the mechanism depicted in Scheme 3. The mechanism begins with generation of carbon-based radical **A** from an alkyl bromide under photoredox conditions, which has been explained previously by MacMillan and co-workers in the context of their cross-electrophile coupling.^{9e} Briefly, alkyl bromide may produce tiny amounts of bromide (Br^-) under irradiation of light, oxidation of bromide (Br^-) by the photocatalyst generates an electrophilic bromine radical,¹⁴ which can abstract the hydrogen from $(\text{Me}_3\text{Si})_3\text{SiH}$, generating a silyl radical species $[(\text{Me}_3\text{Si})_3\text{Si}^\bullet]$.^{9e} Subsequent halogen abstraction from alkyl bromide **2** provides nucleophilic radical species **A** and the bromosilane byproduct. This abstraction step is effectively irreversible owing to the difference in bond dissociation energy between the Si–Br bond of $\text{Me}_3\text{Si}-\text{Br}$ (96 kcal mol^{−1}) and the Csp³–Br bond of bromoethane (69 kcal mol^{−1}).¹⁵ Radical **A** then adds to the protonated electron-deficient heteroarene *via* a Minisci-type pathway to afford radical cation **B**. Single-

Table 4 Use of Minisci C–H alkylation for functionalization of natural products and drug molecules^a

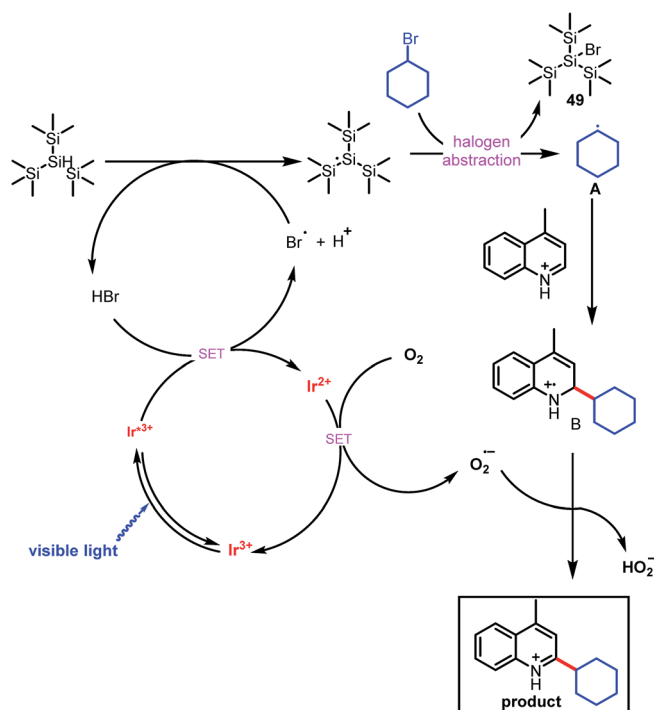
 quinine 41 67%	 cinchonine R = iPr, 42a , 53% R = tBu, 42b , 66%	 fasudil 43 42%
 fenarimol 44 62%	 Loratadine R = iPr, 45a , 83% R = Cy, 45b , 42% R = tBu, 45c , 61%	 fungicide quinoxifen R = tBu, 46a , 76% R = Cy, 46b , 69%
 steroid 47, 71% ^b		

^a Reactions were performed on a 0.3 mmol scale. Isolated yields are given. ^b Steride (0.2 mmol) and lepidine (0.4 mmol) were used.





Scheme 2 Mechanistic experiments.



Scheme 3 Proposed mechanism for direct C–H alkylation of heteroarenes.

electron oxidation of Ir^{2+} by O_2 forms the superoxide radical anion ($\text{O}_2^{\bullet-}$) and completes the photoredox cycle.¹⁶ $\text{O}_2^{\bullet-}$ can abstract a hydrogen atom from **B** to form the final alkylated product, along with HO_2^{\bullet} .¹⁷

Conclusions

In conclusion, we have achieved visible-light-mediated Minisci C–H alkylation of heteroarenes by using readily available, inexpensive alkyl halides as the alkyl radical sources. A broad range of cyclic and acyclic unactivated primary, secondary, and tertiary alkyl groups can be efficiently incorporated into N-heteroarenes under mild conditions, and the protocol is scalable to the gram level. Its high efficiency, broad substrate scope, excellent functional group tolerance, and mild operation conditions make it particularly suitable for late-stage functionalization of complex nitrogen-containing natural products and drugs.

Conflicts of interest

There are no conflicts to declare.

Acknowledgements

We are grateful to the National Natural Science Foundation of China (21732002, 21672117) and the Tianjin Natural Science



Foundation (16JCZDJC32400) for generous financial support for our programs.

Notes and references

- (a) R. R. Gupta, *Bioactive heterocycles V, Topics in Heterocyclic Chemistry V*, ed. R. R. Gupta, Wiley-VCH, Springer, Heidelberg, Hoboken, vol. 11, 2008; (b) M. E. Welsch, S. A. Snyder and B. R. Stockwell, *Curr. Opin. Chem. Biol.*, 2010, **14**, 347; (c) M. Baumann and I. R. Baxendale, *Beilstein J. Org. Chem.*, 2013, **9**, 2265; (d) J. A. Builla, J. J. Vaquero and J. Barluenga, *Cabal in Modern Heterocyclic Chemistry*, ed. J. A. Builla, J. J. Vaquero and J. Barluenga, Wiley-VCH, Weinheim, vol. 1, 2011; (e) S. W. Thomas III, G. D. Joly and T. M. Swager, *Chem. Rev.*, 2007, **107**, 1339.
- (a) I. V. Seregin and V. Gevorgyan, *Chem. Soc. Rev.*, 2007, **36**, 1173; (b) L. Ackermann, R. Vicente and A. R. Kapdi, *Angew. Chem., Int. Ed.*, 2009, **48**, 9792; *Angew. Chem.*, 2009, **121**, 9976; (c) T. Breckl, R. D. Baxter, R. Y. Ishihara and P. S. Baran, *Acc. Chem. Res.*, 2012, **45**, 826; (d) J. Wencel-Delord and F. Glorius, *Nat. Chem.*, 2013, **5**, 369; (e) H. Bonin, M. Sauthier and F. X. Felpin, *Adv. Synth. Catal.*, 2014, **356**, 645; (f) G.-Y.-S. Qiu, Y.-W. Li and J. Wu, *Org. Chem. Front.*, 2016, **3**, 1011; (g) J. Hofmann and M. R. Heinrich, *Tetrahedron Lett.*, 2016, **57**, 4334; (h) I. Ghosh, L. Marzo, A. Das, R. Shaikh and B. Kçnig, *Acc. Chem. Res.*, 2016, **49**, 1566; (i) J.-R. Zhang, L. Xu, Y.-Y. Liao, J.-C. Deng and R.-Y. Tang, *Chin. J. Chem.*, 2017, **35**, 271; (j) O. Boubertakh and J. P. Goddard, *Eur. J. Org. Chem.*, 2017, 2072; (k) A. Studer and D. P. Curran, *Angew. Chem., Int. Ed.*, 2011, **50**, 5018; *Angew. Chem.*, 2011, **123**, 5122; (l) T.-L. Chan, Y. Wu, P.-Y. Choy and F.-Y. Kwong, *Chem.-Eur. J.*, 2013, **19**, 15802; (m) C.-L. Sun and Z.-J. Shi, *Chem. Rev.*, 2014, **114**, 9219; (n) D. Mirizzi, S. T. Hilton and K. Jones, *Adv. Heterocycl. Chem.*, 2010, **100**, 101; (o) R. A. Rossi, A. B. Pierini and A. B. Penenory, *Chem. Rev.*, 2003, **103**, 71; (p) C. Galli and Z. Rappoport, *Acc. Chem. Res.*, 2003, **36**, 580; (q) N. Zhang, S. R. Samanta, B. M. Rosen and V. Percec, *Chem. Rev.*, 2014, **114**, 5848.
- For reviews on the Minisci reaction, see: (a) J. Tauber, D. Imbr and T. Opatz, *Molecules*, 2014, **19**, 16190; (b) C. Punta and F. Minisci, *Trends Heterocycl. Chem.*, 2008, **13**, 1; (c) F. Minisci, E. Vismara and F. Fontana, *Heterocycles*, 1989, **28**, 489; (d) F. Minisci, F. Fontana and E. Vismara, *J. Heterocycl. Chem.*, 1990, **27**, 79; (e) M. A. Duncton, *MedChemComm*, 2011, **2**, 1135.
- (a) G. A. Molander, V. Colombel and V. A. Braz, *Org. Lett.*, 2011, **13**, 1852; (b) R. Gianatassio, S. Kawamura, C. L. Eprile, K. Foo, J. Ge, A. C. Burns, M. R. Collins and P. S. Baran, *Angew. Chem., Int. Ed.*, 2014, **53**, 9851; *Angew. Chem.*, 2014, **126**, 10009; (c) F. Minisci, E. Vismara and F. Fontana, *J. Org. Chem.*, 1989, **54**, 5224; (d) H. Togo, K. Hayashi and M. Yokoyama, *Chem. Lett.*, 1991, **20**, 2063; (e) M. A. J. Duncton, M. A. Estiarte, R. J. Johnson, M. Cox, D. J. R. Mahony, W. T. Edwards and M. G. Kelly, *J. Org. Chem.*, 2009, **74**, 6354; (f) F. Fontana, F. Minisci and E. Vismara, *Tetrahedron Lett.*, 1988, **29**, 1975; (g) M. Presset, N. Fleury-Bregeot, D. Oehrich, F. Rombouts and G. A. Molander, *J. Org. Chem.*, 2013, **78**, 4615; (h) H. Togo, K. Hayashi and M. Yokoyama, *Chem. Lett.*, 1993, **22**, 641; (i) H. Togo, K. Hayashi and M. Yokoyama, *Bull. Chem. Soc. Jpn.*, 1994, **67**, 2522; (j) L. Zhang and Z.-Q. Liu, *Org. Lett.*, 2017, **19**, 6594; (k) B. Liang, Q. Wang and Z.-Q. Liu, *Org. Lett.*, 2017, **19**, 6463; (l) Z. Liu and Z.-Q. Liu, *Org. Lett.*, 2017, **19**, 5649.
- (a) D. A. DiRocco, K. Dykstra, S. Krska, P. Vachal, D. V. Conway and M. Tudge, *Angew. Chem., Int. Ed.*, 2014, **53**, 4802; *Angew. Chem.*, 2014, **126**, 4902; (b) J. Jin and D. W. C. MacMillan, *Nature*, 2015, **525**, 87; (c) R. A. Garza-Sanchez, A. Tlahuext-Aca, G. Tavakoli and F. Glorius, *ACS Catal.*, 2017, **7**, 4057; (d) G.-X. Li, C. A. Morales-Rivera, Y. Wang, F. Gao, G. He, P. Liu and G. Chen, *Chem. Sci.*, 2016, **7**, 6407; (e) J. K. Matsui, D. N. Primer and G. A. Molander, *Chem. Sci.*, 2017, **8**, 3512; (f) P. Nuhant, M. S. Oderinde, J. Genovino, A. Juneau, Y. Gagne, C. Allais, G. M. Chinigo, C. Choi, N. W. Sach, L. Bernier, Y. M. Fobian, M. W. Bundesmann, B. Khunte, M. Frenette and O. O. Fadeyi, *Angew. Chem., Int. Ed.*, 2017, **56**, 15309; (g) N. B. Bissonnette, M. J. Boyd, G. D. May, S. Giroux and P. Nuhant, *J. Org. Chem.*, 2018, **83**, 10933; (h) J. Wang, G.-X. Li, G. He and G. Chen, *Asian J. Org. Chem.*, 2018, **7**, 1307.
- (a) T. McCallum and L. Barriault, *Chem. Sci.*, 2016, **7**, 4754; (b) C. D. McTiernan, M. Morin, T. McCallum, J. C. Scaiano and L. Barriault, *Catal. Sci. Technol.*, 2016, **6**, 201.
- J. Dong, Q. Xia, X. Luy, C. Yan, H. Song, Y. Liu and Q. Wang, *Org. Lett.*, 2018, **20**, 5661.
- (a) A. J. Fry and R. L. Krieger, *J. Org. Chem.*, 1976, **41**, 54; (b) T. Koike and M. Akita, *Inorg. Chem. Front.*, 2014, **1**, 562; (c) J. D. Nguyen, E. M. D'Amato, J. M. R. Narayanam and C. R. J. Stephenson, *Nat. Chem.*, 2012, **4**, 854; (d) H. Kim and C. Lee, *Angew. Chem., Int. Ed.*, 2012, **51**, 12303; (e) S. Y. Chow, M. Y. Stevens, L. Akerbladh, S. Bergman and L. R. Odell, *Chem.-Eur. J.*, 2016, **22**, 9155; (f) M. Jiang, H. Yang and H. Fu, *Org. Lett.*, 2016, **18**, 5248.
- (a) C. Chatgililoglu and J. Lalevée, *Molecules*, 2012, **17**, 527; (b) C. Chatgililoglu, *Organosilanes in Radical Chemistry*, Wiley, Chichester, U.K., 2004; (c) C. Chatgililoglu, *Acc. Chem. Res.*, 1992, **25**, 188; (d) M. Ballestri, C. Chatgililoglu, K. B. Clark, D. Griller, B. Giese and B. Kopping, *J. Org. Chem.*, 1991, **56**, 678; (e) P. Zhang, C. C. Le and D. W. C. MacMillan, *J. Am. Chem. Soc.*, 2016, **138**, 8084; (f) A. ElMarrouni, C. B. Rittsb and J. Balsells, *Chem. Sci.*, 2018, **9**, 6639; (g) V. Bacauanu, S. Cardinal, M. Yamauchi, M. Kondo, D. F. Fernández, R. Remy and D. W. C. MacMillan, *Angew. Chem., Int. Ed.*, 2018, **57**, 12543; (h) O. Yamazaki, H. Togo, S. Matsubayashi and M. Yokoyama, *Tetrahedron*, 1999, **55**, 3735.
- H. Togo, *Advanced Free Radical Reactions for Organic Synthesis*, Elsevier, 2004.
- (a) T. Bruckl, R. D. Baxter, R. Y. Ishihara and P. S. Baran, *Acc. Chem. Res.*, 2012, **45**, 826; (b) C. S. Leung, S. S. F. Leung, J. Tirado-Rives and W. L. Jorgensen, *J. Med. Chem.*, 2012, **55**, 4489.



- 12 T. Cernak, K. D. Dykstra, S. Tyagarajan, P. Vachal and S. W. Krska, *Chem. Soc. Rev.*, 2016, **45**, 546.
- 13 C. Le, T. Q. Chen, T. Liang, P. Zhang and D. W. C. MacMillan, *Science*, 2018, **360**, 1010.
- 14 (a) M. S. Lowry, J. I. Goldsmith, J. D. Slinker, R. Rohl, R. A. J. Pascal, G. G. Malliaras and S. Bernhard, *Chem. Mater.*, 2005, **17**, 5712; (b) S. J. Hwang, D. C. Powers, A. G. Maher, B. L. Anderson, R. G. Hadt, S.-L. Zheng, Y.-S. Chen and D. G. Nocera, *J. Am. Chem. Soc.*, 2015, **137**, 6472.
- 15 For the Si–Br bond dissociation energy, see: R. Walsh, *Acc. Chem. Res.*, 1981, **14**, 246; For the C–Br bond dissociation energy, see: A. J. Gordon and R. A. Ford, *The Chemist's Companion: A Handbook of Practical Data, Techniques, and References*, Wiley, New York, 1972.
- 16 J. M. R. Narayanam and C. R. J. Stephenson, *Chem. Soc. Rev.*, 2011, **40**, 102.
- 17 (a) Z. Q. Wang, M. Hu, X. C. Huang, L. B. Gong, Y. X. Xie and J. H. Li, *J. Org. Chem.*, 2012, **77**, 8705; (b) S. Chen, Q. Wan and A. K. Badu-Tawiah, *Angew. Chem., Int. Ed.*, 2016, **55**, 4345.

