

Cite this: *Chem. Sci.*, 2023, 14, 2821

All publication charges for this article have been paid for by the Royal Society of Chemistry

Received 1st January 2023  
Accepted 2nd February 2023

DOI: 10.1039/d3sc00001j

rsc.li/chemical-science

## 1-Azahomocubane†

Tyler Fahrenhorst-Jones,<sup>a</sup> David L. Marshall,<sup>b</sup> Jed. M. Burns,<sup>a</sup> Gregory K. Pierens,<sup>c</sup> Robert E. Hormann,<sup>d</sup> Allison M. Fisher,<sup>d</sup> Paul V. Bernhardt,<sup>a</sup> Stephen J. Blanksby,<sup>b</sup> G. Paul Savage,<sup>e</sup> Philip E. Eaton<sup>d</sup> and Craig M. Williams<sup>\*,a</sup>

Highly strained cage hydrocarbons have long stood as fundamental molecules to explore the limits of chemical stability and reactivity, probe physical properties, and more recently as bioactive molecules and in materials discovery. Interestingly, the nitrogenous congeners have attracted much less attention. Previously absent from the literature, azahomocubanes, offer an opportunity to investigate the effects of a nitrogen atom when incorporated into a highly constrained polycyclic environment. Herein disclosed is the synthesis of 1-azahomocubane, accompanied by comprehensive structural characterization, physical property analysis and chemical reactivity. These data support the conclusion that nitrogen is remarkably well tolerated in a highly strained environment.

## Introduction

Homocubane (**1**) was synthesized by Dunn *et al.*<sup>1</sup> and then Dauben *et al.*<sup>2</sup> as simultaneous contributions in 1966, just two years after the Platonic solid mimic cubane (**2**) by Eaton and Cole in 1964.<sup>3</sup> Some 25 years later the nitrogen (aza) analogs of cubane became the subject of considerable theoretical and synthetic interest (*i.e.*, azacubane, **3**),<sup>4–6</sup> but no member of the azacubanes have to-date succumbed to synthesis due to the considerable synthetic challenge these molecules pose.<sup>7</sup> In addition, the corresponding homologues, azahomocubanes **4–6**, are unprecedented in the literature, although 1-azahomocubane-9-one (**7**) was suggested as a probable reactive intermediate in related studies by Eaton *et al.*<sup>5,8</sup> The closest relative is a seco-6-azahomocubane derivative (*i.e.*, **8**), which was only recently synthesized by Williams *et al.*<sup>9</sup> (Fig. 1). Therefore, with the prospect of gaining additional physical property insight on uniquely strained aza hydrocarbons,<sup>10</sup> combined with the formidable synthetic challenge, and the contemporary interest in exploring fundamental cage hydrocarbon scaffolds for bioactive molecule<sup>11,12</sup> and materials<sup>13</sup> discovery, avenues to accessing and isolating an azahomocubane were pursued as reported herein.

## Results and discussion

## Synthesis of 1-azahomocubane

1-Azahomocubane (**4**, Fig. 1) was the pinnacle target chosen for this endeavour given the parent status of this molecule class (*i.e.*, first in the series). From a retrosynthetic perspective, adopting a synthetic approach to 1-azahomocubane (**4**) *via* a cubyl azide (*e.g.*, **9**) was logical, because the majority of the target skeleton could be imported from a commercial cubane derivative *via* nitrene insertion chemistry. Although, the route

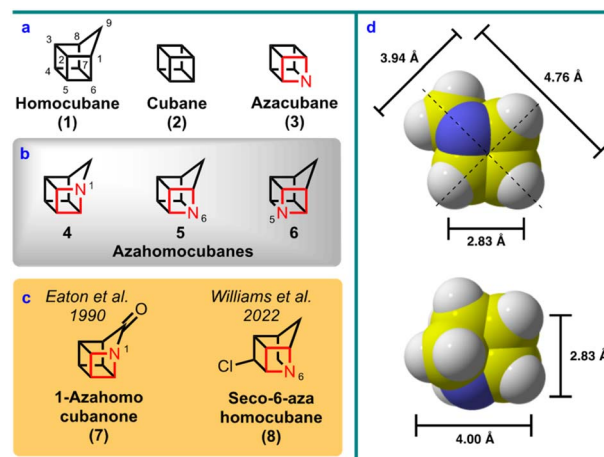


Fig. 1 (a) Parent homocubane and cubane skeletons, along with an example of the aza evolution (**3**). (b) The three possible azahomocubanes containing a tertiary nitrogen atom – positions 1/8, 2/7 (enantiomer 3/6) and 4/5 are interchangeable pairs. (c) Reported azahomocubanes – hypothesised **7** and synthesised **8**. (d) 1-Azahomocubane comparative bond distances given in Ångstroms [M062X-D3/Def2TZVPP] – nitrogen atom highlighted in blue, carbon in pale yellow, and hydrogen in white.

<sup>a</sup>School of Chemistry and Molecular Biosciences, University of Queensland, Brisbane, 4072, Queensland, Australia. E-mail: c.williams3@uq.edu.au

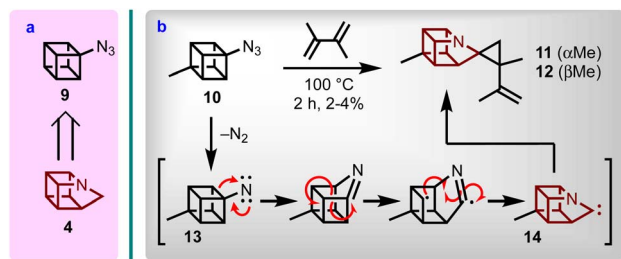
<sup>b</sup>Central Analytical Research Facility and School of Chemistry and Physics, Queensland University of Technology, Brisbane, 4000, Queensland, Australia

<sup>c</sup>Centre for Advanced Imaging, University of Queensland, Brisbane, 4072, Queensland, Australia

<sup>d</sup>Department of Chemistry, University of Chicago, Chicago, Illinois 60637, USA

<sup>e</sup>CSIRO Manufacturing, Ian Wark Laboratory, Melbourne, 3168, Victoria, Australia

† Electronic supplementary information (ESI) available. CCDC 2177501. For ESI and crystallographic data in CIF or other electronic format see DOI: <https://doi.org/10.1039/d3sc00001j>



Scheme 1 (a) Retrosynthesis of 4 from 9. (b) Synthesis of spiropropyl methyl azahomocubane (11 and 12; diastereomers tentatively assigned) via nitrene 14.

presented potential hazards inherent of high energy systems, early inspiration towards this goal was achieved with 4-methylcubyl azide (10). Even though azide 10 had previously been reported to display promiscuous rearrangement behaviour,<sup>14</sup> it was discovered that on thermolysis in the presence of dimethylbutadiene the methylazahomocubanes 11 and 12 could be obtained (Scheme 1). However, the yield was observed to be very low (*i.e.* 2–4%), presumably due to the high energy conditions required to drive the nitrene (13) to carbene (14) rearrangement,<sup>15</sup> which also led to the formation of other isolated products (see ESI†).

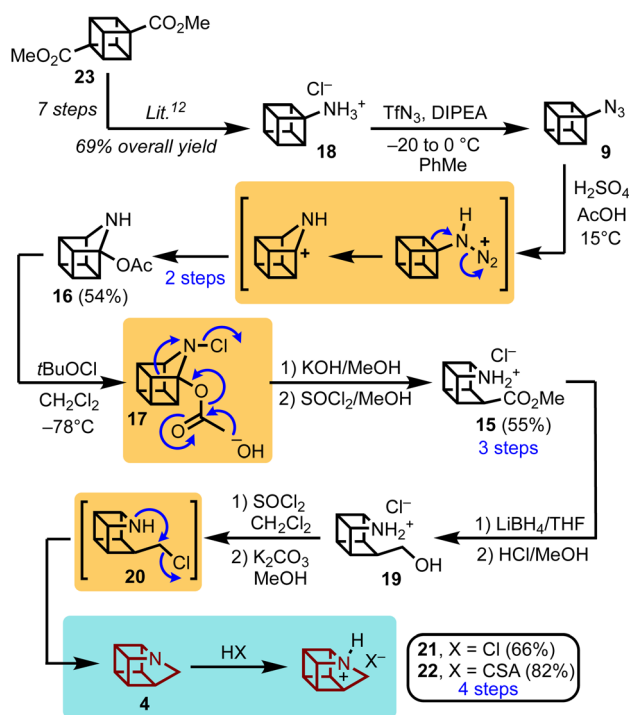
In addition to the findings above, it had also been reported that exposure of cubyl azide (9) to strongly acidic conditions affords seco-azacubane ester (15, Scheme 2).<sup>8</sup> However, experimental details were scant, and furthermore adopting 15 as

a viable precursor would necessitate working with sensitive azides on synthetic scale.<sup>16</sup> Conversely, the core strength of this approach was the programmed installation of the nitrogen atom, *via* an “aza-Favorskii” type transformation, initiated by ring-expansion of 9 to 16 through a Schmidt rearrangement, and then followed by ring-contraction of *N*-chloro acetate 17 to 15 (likely *via* 7) (Scheme 2).

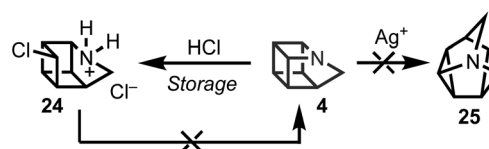
Therefore, in pursuit of this synthetic direction, a modified route was developed by treating aminocubane 18 with triflyl azide under conditions that obviated the need to handle cubyl azide (9) neat. With safety hazards mitigated, and reliable and reproducible access to 15 achieved, the remaining aspects of the route were within reach. Reduction of 15 with lithium borohydride proceeded smoothly to give the primary alcohol 19 as the hydrochloride salt, which was subjected to chlorination using thionyl chloride. This was quickly followed by treatment with base to give the neutral chloride 20, which facilitated intramolecular alkylation (*i.e.*, cyclization) and delivery of 1-azahomocubane (4) (Scheme 2). The free amine 4 was immediately trapped as either the hydrochloride (21) or camphorsulfonate salt (22) to avoid evaporation. Overall, the synthesis was achieved in 16 steps in 17% yield from commercial dimethyl 1,4-cubanedicarboxylate (23).

### Chemical stability of 1-azahomocubane

1-Azahomocubane (4) could be liberated from either ammonium salt with potassium carbonate, which enabled full NMR characterization of both the free base and salts. Treatment of 4 with excess hydrochloric acid at room temperature (RT) facilitated ring opening and lead to seco-azahomocubane 24 (Scheme 3). Ring opening could be significantly reduced by careful addition of 1 equiv. hydrochloric acid (1.0 M) at low temperatures (*i.e.*, <0 °C). This decomposition pathway was not observed during routine handling of the hydrochloride salt at room temperature, but was noted on prolonged storage in the refrigerator over several months. Considering the high ring strain inherent in the homocubane structure, all attempts to reconstitute 1-azahomocubane (4) from base treatment of 24 understandably failed. That said, both the hydrogen camphorsulfonate 22 (and triflate) salts of 4 demonstrated remarkable stability. In the case of the free amine it could be stored in solution (*e.g.*, C<sub>6</sub>D<sub>6</sub>) for over a month with no discernible evidence of decomposition (stored on the bench at room temp. in the absence of light). This level of stability was reinforced through multiple unsuccessful attempts to promote valence bond isomerization to 25 (Scheme 3),<sup>17</sup> which consistently returned starting material (*i.e.*, 4) – even at elevated temperatures (*e.g.*, 70 °C) in the presence of Ag<sup>+</sup>.



Scheme 2 Synthesis of 1-azahomocubane (4), and the corresponding salts (21 and 22), via the seco-azacubane ester (15) arising from an acid promoted azide rearrangement.



Scheme 3 Ring opened product 24 and azanorsnoutane 25.

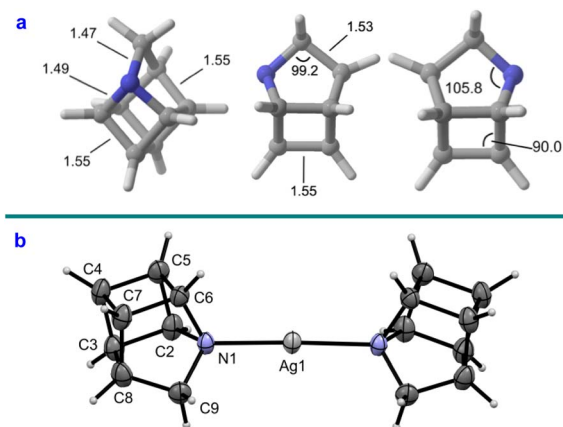


Fig. 2 (a) Calculated geometries of **4** in Ångströms. (b) X-ray crystal structure analysis of **4** as a 2:1 complex with silver perchlorate – ellipsoids shown at 50% probability.

### Structural analyses and physical properties of 1-azahomocubane

From Density Functional Theory (DFT) calculations, the sum of the bond angles around the nitrogen atom in azahomocubane (**4**) was found to be 299.6°, indicating significant deviation from ideal  $sp^3$  hybridization as expected (328.5°, Fig. 2a). Comparison to the conjugate acid (Fig. S14a†) predicted that protonation induces planarization of the nitrogen atom (e.g., C2–N–C9 increases from 105.8° to 108.3°), in addition to lengthening of the adjacent bonds: supporting the proposed mechanism for ring-opening of protonated azahomocubane (**21**) by chloride *via*  $S_N2$  displacement to give **24**. X-ray crystallographic data were obtained for **4** as a 2:1 silver perchlorate complex (Fig. 2b), which confirmed the structure ( $C_s$  point group). Gratifyingly,

the solid state geometries for the silver complex were close to the predicted bond lengths and angles computed for the free amine (e.g., C2–N–C9: 105.7°).

To gain wider physical property perspective, 1-azahomocubane was compared against the most relevant bridgehead azabicyclic systems available, 1-azabicyclo[2.2.1]heptane (**26**) and 1-azabicyclo[2.2.2]octane (i.e., quinuclidine, **27**) (Table 1). Firstly, aqueous acidity measurements ( $pK_a$ ) were undertaken (*via* the  $^1H$  NMR titration method),<sup>18</sup> which revealed a clear trend whereby increasing acidity of the conjugate acid (i.e.,  $pK_a$  11.5 to 9.7) correlated with increasing geometrical strain (i.e., **27** to **4**). This trend was supported by gas-phase proton affinity (PA) measurements,<sup>19</sup> which demonstrated that, even in the absence of solvent, the highly strained nitrogen bonding arrangement decreases the intrinsic basicity of **4** (PA = 975 kJ mol<sup>−1</sup>) relative to other bridgehead amines (Table 1).<sup>20</sup>

Potential differences in skeletal hybridization were then assessed by measuring the  $^{13}C$ – $^1H$  coupling constants ( $^1J_{C-H}$ )<sup>21</sup> at the bridgehead positions opposite to the aza-bridgehead. Comparing these values with the corresponding hydrocarbons (Tables 1 and S8†) indicated little change had occurred within the aza series. This was reinforced by the calculated geometries for homocubane (**1**) (Fig. S14c†), which demonstrated that nitrogen substitution leads to slight shortening of the adjacent bonds (as expected due to the increased electronegativity), and enhanced pyramidalization around the nitrogen centre (e.g., C–N–C: 105.8° vs. 106.7°). To explore these effects further, natural abundance  $^{15}N$  NMR measurements (Table 1) were performed using long-range  $^1H$ – $^{15}N$  heteronuclear shift correlation methods (HMBC).<sup>24</sup> These measurements revealed that 1-azahomocubane (**4**) ( $\delta_N$  78.7 ppm) is less electron rich at the nitrogen centre (deshielding the nucleus) compared to the related azabicyclic systems, **26** ( $\delta_N$  58.7 ppm) and **27** ( $\delta_N$  15.0

Table 1 Physical property determinations of 1-azahomocubane (**4**)

Amine	$pK_a^a$	Proton affinity <sup>b,c</sup> (calcd <sup>d</sup> )	$^{15}N$ NMR <sup>f</sup> (C <sub>6</sub> D <sub>6</sub> )	Natural electron configuration <sup>g</sup> s (p) orbitals	Bridgehead $^1J_{C-H}^{h,i}$	$\sum$ bond angles for nitrogen <sup>l</sup>	Strain energy <sup>l</sup>
1-Azabicyclo[2.2.1] heptane ( <b>26</b> )	11.1 (±0.1)	980 (973)	58.7	1.35 (4.03)	143.0 (140.1) <sup>k</sup>	309.5 (—)	15.7 (—)
1-Azabicyclo[2.2.2] octane ( <b>27</b> )	11.5 (±0.1) 11.3 (ref. 22)	983 (ref. 23) (978)	15.0	1.30 (4.09)	137.5 (134.3) <sup>k</sup>	327.6 (—)	10.6 (—)
1-Azahomocubane ( <b>4</b> )	9.7 (±0.1)	975 (968)	78.7	1.38 (3.99)	146.7 (146) <sup>j</sup>	299.6 (300.6)	110.4 (117.6)
1-Azabicyclo[2.2.1] heptane ( <b>26</b> )	—	— [975 <sup>e</sup> (968)]	—	1.47 (3.89)	—	267.9 (270)	155.5 (162.8)

<sup>a</sup>  $pK_a$  values were determined using a H<sub>2</sub>O/D<sub>2</sub>O ratio of 9:1 [note: The  $K_a$  (acidity constant) values are the reciprocals of the protonation constants and converted to  $pK_a$ ]. <sup>b</sup> Gas-phase proton affinity determinations in kJ mol<sup>−1</sup>. <sup>c</sup> Absolute uncertainty in PA values is considered to be ±8 kJ mol<sup>−1</sup> due to uncertainty in reference value while relative PA values have much lower uncertainties. <sup>d</sup> Calculated proton affinity (and ionization potential energies, Table S4) determined at the M06-2X(GD)/6-311++G(d,p) level of theory. <sup>e</sup> Empirical correction to calculated value, see Fig. S12. <sup>f</sup> Measured in ppm. <sup>g</sup> Number of electrons. <sup>h</sup> Measured in Hertz against the corresponding (all carbon) cage hydrocarbon. <sup>i</sup> For all bridgehead position  $^{13}C$ – $^1H$  coupling constants see Table S8 in the ESI. <sup>j</sup> Position 8. <sup>k</sup> Position 4. <sup>l</sup> Sum of all bond angles around the nitrogen atom expressed in degrees and strain energies expressed in kcal mol<sup>−1</sup> as calculated at the M062X-D3/DefTZVPP level of theory – corresponding hydrocarbon value in parentheses.

ppm). Combined with the  $^{13}\text{C}$ - $^1\text{H}$  coupling constant data suggested an upward trend in lone pair s-character, as supported by natural electronic configuration calculations, which is in line with the increasing  $\text{p}K_{\text{a}}$  and PA acidity trend *i.e.*, decreasing basicity (Table 1).

In order to obtain a deeper appreciation for the ring strain present in these systems, hypothetical atom exchange and hypohomodesmotic reactions<sup>25</sup> were conducted. For the conversion of cubane (2) to azacubane (3), and homocubane (1) into azahomocubane (4) (Fig. S13†), it was determined that 3 is more stable than 2 by 7.3 kcal mol<sup>-1</sup>, and 4 is similarly 7.2 kcal mol<sup>-1</sup> (strain energy, Table 1) more stable than 1. Overall, homologation of azacubane to azahomocubane lowers the strain energy by ~45 kcal mol<sup>-1</sup>, which can be rationalized by the inclusion of a more stable 5-membered ring. Interestingly, the azabicyclo[2.2.1] (26) and [2.2.2] (27) systems are approximately an order of magnitude less strained. To rationalize the unexpected stabilization observed for 1-azahomocubane, Second Order Perturbation Theory (SOPT, Table S6†)<sup>26</sup> analysis was also performed. Nitrogen lone pair – sigma\* interactions with the antiperiplanar carbon atoms were thus determined to be 5.8 kcal mol<sup>-1</sup> (“cubic” C–C bonds) and 4.6 kcal mol<sup>-1</sup> (“basket handle” C–C bond) respectively. A weaker interaction (2.9 kcal mol<sup>-1</sup>) was found for the nitrogen lone pair into the adjacent cyclobutyl C–H antibonding orbitals. This analysis suggested that the modest stabilization on introducing a nitrogen atom at the bridgehead of homocubane was due to hyperconjugative effects, though the minimal structural deformation (see above) indicated that this effect is minor. Orbital rehybridization effects, are also likely to be an additional contributor to the observed stabilization [*i.e.*, Bent’s rule and associated theories<sup>27</sup>] as evidenced by the observable change in s-character of the nitrogen lone pair orbital (*e.g.*,  $^{13}\text{C}$ - $^1\text{H}$  coupling constants and  $\text{p}K_{\text{a}}$ ).<sup>28</sup>

## Conclusions

The synthesis of 1-azahomocubane (4) has been achieved 56 years after the corresponding parent hydrocarbon was reported [*i.e.*, homocubane (1)]. Schmidt and aza-Favorskii type rearrangements were adopted, as the key steps, to achieve the synthesis. Access to 4 enabled a comprehensive experimental and computational analysis of a nitrogen atom positioned within a highly strained environment. In consideration of the compiled data set, this ring system not only displayed unexpected and remarkable stability as the free amine (and protonated CSA and triflate salts), but incorporation of a tertiary nitrogen atom into a small ring strained polycyclic framework yielded surprisingly small geometric changes relative to the all-carbon system. Finally, future investigations involving this ring system will aim to determine potential viability as a novel scaffold.

## Data availability

All experimental data are provided in the ESI.†

## Author contributions

T. F. J., G. P. S., P. E. E. and C. M. W. conceived the project. T. F. J., R. E. H. and A. M. F performed chemical synthesis. D. L. M. undertook proton affinity determinations. J. M. B. and S. J. B. carried out *in silico* calculations. G. K. P. obtained heteroatom coupling constants and nitrogen NMR data. T. F. J. and P. V. B. performed the acidity measures and analysis. P. V. B. acquired the X-ray crystallographic data and performed the analysis. C. M. W. coordinated the study, assisted in analysing and interpreting the data, and wrote the manuscript. All authors read and agreed on the content of the paper.

## Conflicts of interest

There are no conflicts to declare.

## Acknowledgements

We thank the University of Queensland (UQ), the Commonwealth Scientific and Industrial Research Organisation (CSIRO), Queensland University of Technology and the University of Chicago for financial support. The Australian Research Council is also gratefully acknowledged; DP180103004 (C. M. W.), DP170101596 (S. J. B.), FT110100851 (C. M. W.). T. F.-J. gratefully acknowledges the Australian Government for a Research Training Program (RTP) Scholarship. J. M. B. gratefully acknowledges computational resources provided by the NCI NF and UQ RCC. Em. Prof. Curt Wentrup (UQ) is sincerely thanked for in-depth physical organic chemistry discussions.

## Notes and references

- G. L. Dunn, V. J. DiPasquo and J. R. E. Hoover, Synthesis of pentacyclo[4.3.0.0<sup>2,5</sup>.0<sup>3,8</sup>.0<sup>4,7</sup>]nonane and some 4-substituted derivatives, *Tetrahedron Lett.*, 1966, 7, 3737–3742.
- W. G. Dauben and D. L. Whalen, Pentacyclo[4.4.0.0<sup>2,5</sup>.0<sup>3,8</sup>.0<sup>4,7</sup>]decane and pentacyclo[4.3.0.0<sup>2,5</sup>.0<sup>3,8</sup>.0<sup>4,7</sup>]nonane, *Tetrahedron Lett.*, 1966, 7, 3743–3750.
- P. E. Eaton and T. W. Cole, *Cubane*, *J. Am. Chem. Soc.*, 1964, 86, 3157–3158.
- I. Alkorta, J. Elguero, I. Rozas and A. T. Balaban, Theoretical studies of aza analogues of platonic hydrocarbons: Part 1. Cubane and its aza derivatives, *J. Mol. Struct.: THEOCHEM*, 1990, 206, 67–75.
- J. S. Murray, J. M. Seminario, P. Lane and P. Politzer, Anomalous energy effects associated with the presence of aza nitrogens and nitro substituents in some strained systems, *J. Mol. Struct.: THEOCHEM*, 1990, 207, 193–200.
- P. E. Eaton, A. M. Fisher and R. E. Hormann, Azidocubanes; 2. Acid-Induced Rearrangement: Formation of 9-Azahomocubanes, *Synlett*, 1990, 737–738.
- K. S. A. Arachchige, T. Fahrenhorst-Jones, J. M. Burns, H. A. AL-Fayaad, J. N. Behera, C. N. R. Rao, J. K. Clegg and C. M. Williams, 1,4-Diazacubane crystal structure rectified as piperazinium, *Chem. Commun.*, 2019, 55, 11751–11753.





- 8 R. Gilardi, C. George, J. Karle, P. E. Eaton and A. M. Fisher, Aza-analogues of cage compounds: Potential precursors to azacubanes and 1-azahomocubanes, *J. Heterocycl. Chem.*, 1993, **30**, 1385–1388.
- 9 T. Fahrenhorst-Jones, P. V. Bernhardt, G. P. Savage and C. M. Williams, The ( $\pm$ )-6-Aza[1.0]triblattane Skeleton: Contraction beyond the Wilder–Culberson Ring System, *Org. Lett.*, 2022, **24**, 903–906.
- 10 D. H. Aue, H. M. Webb and M. T. Bowers, Photoelectron spectrum and gas-phase basicity of manxine. Evidence for a planar bridgehead nitrogen, *J. Am. Chem. Soc.*, 1975, **97**, 4136–4137.
- 11 (a) T. P. Stockdale and C. M. Williams, Pharmaceuticals that contain polycyclic hydrocarbon scaffolds, *Chem. Soc. Rev.*, 2015, **44**, 7737–7763; (b) B. A. Chalmers, H. Xing, S. Houston, C. Clark, S. Ghassabian, A. Kuo, B. Cao, A. Reitsma, C.-E. P. Murray, J. E. Stok, G. M. Boyle, C. J. Pierce, S. W. Littler, D. A. Winkler, P. V. Bernhardt, C. Pasay, J. J. De Voss, J. McCarthy, P. G. Parsons, G. H. Walter, M. T. Smith, H. M. Cooper, S. K. Nilsson, J. Tsanaktsidis, G. P. Savage and C. M. Williams, Validating Eaton's Hypothesis: Cubane as a Benzene Bioisostere, *Angew. Chem., Int. Ed.*, 2016, **55**, 3580–3585.
- 12 (a) M. A. M. Subbaiah and N. A. Meanwell, Bioisosteres of the Phenyl Ring: Recent Strategic Applications in Lead Optimization and Drug Design, *J. Med. Chem.*, 2021, **64**, 14046–14128, see also strain release entry to cage systems.; (b) J. M. Lopchuk, K. Fjelbye, Y. Kawamata, L. R. Malins, C.-M. Pan, R. Gianatassio, J. Wang, L. Prieto, J. Bradow, T. A. Brandt, M. R. Collins, J. Elleraas, J. Ewanicki, W. Farrell, O. O. Fadeyi, G. M. Gallego, J. J. Mousseau, R. Oliver, N. W. Sach, J. K. Smith, J. E. Spangler, H. Zhu, J. Zhu and P. S. Baran, Strain-Release Heteroatom Functionalization: Development, Scope, and Stereospecificity, *J. Am. Chem. Soc.*, 2017, **139**, 3209–3226; (c) J. Turkowska, J. Durka and D. Gryko, Strain release – an old tool for new transformations, *Chem. Commun.*, 2020, **56**, 5718–5734; (d) P. K. Mykhailiuk, Saturated bioisosteres of benzene: where to go next?, *Org. Biomol. Chem.*, 2019, **17**, 2839–2849.
- 13 M. Sugiyama, M. Akiyama, Y. Yonezawa, K. Komaguchi, M. Higashi, K. Nozaki and T. Okazoe, Electron in a cube: Synthesis and characterization of perfluorocubane as an electron acceptor, *Science*, 2022, **377**, 756–759.
- 14 P. E. Eaton and R. E. Hormann, Azidocubanes. 1. Photolysis: formation of a homoprism nitrile, *J. Am. Chem. Soc.*, 1987, **109**, 1268–1269.
- 15 C. Wentrup, Flash Vacuum Pyrolysis of Azides, Triazoles, and Tetrazoles, *Chem. Rev.*, 2017, **117**, 4562–4623.
- 16 M. A. Dallaston, S. D. Houston and C. M. Williams, Cubane, Bicyclo[1.1.1]pentane and Bicyclo[2.2.2]octane: Impact and Thermal Sensitiveness of Carboxyl-, Hydroxymethyl- and Iodo-substituents, *Chem.-Eur. J.*, 2020, **26**, 11966–11970.
- 17 L. A. Paquette, J. S. Ward, R. A. Boggs and W. B. Farnham, Valence isomerization of homocubanes. Reversible complex formation and kinetic substituent effects operating during silver(I)-induced bond reorganization, *J. Am. Chem. Soc.*, 1975, **97**, 1101–1112.
- 18 Z. Szakács and G. Hägele, Accurate determination of low pK values by  $^1\text{H}$  NMR titration, *Talanta*, 2004, **62**, 819–825.
- 19 R. G. Cooks and P. S. H. Wong, Kinetic Method of Making Thermochemical Determinations: Advances and Applications, *Acc. Chem. Res.*, 1998, **31**, 379–386.
- 20 Applying an empirical correction to computed PA values based on the experimentally determined basicities, including 4, predicted an identical proton affinity of 975 kJ/mol for 1-azacubane (3) (Figure S12†).
- 21 E. W. Della, P. T. Hine and H. K. Patney, Carbon-13 spectral parameters of some polycyclic hydrocarbons, *J. Org. Chem.*, 1977, **42**, 2940–2941.
- 22 C. A. Grob, Inductive Charge Dispersal in Quinuclidinium Ions. Polar Effects, Part 13, *Helv. Chim. Acta*, 1985, **68**, 882–886.
- 23 E. P. L. Hunter and S. G. Lias, Evaluated Gas Phase Basicities and Proton Affinities of Molecules: An Update, *J. Phys. Chem. Ref. Data*, 2009, **27**, 413.
- 24 (a) S. E. Wheeler, K. N. Houk, P. v. R. Schleyer and W. D. Allen, A Hierarchy of Homodesmotic Reactions for Thermochemistry, *J. Am. Chem. Soc.*, 2009, **131**, 2547–2560; (b) For an example that correlates to  $^{15}\text{N}$  NMR shifts and proton affinity for non-basic caged amines, see I. A. Yaremenko, Y. Yu. Belyakova, P. S. Radulov, R. A. Novikov, M. G. Medvedev, N. V. Krivoschapov, A. A. Korlyukov, I. V. Alabugin and A. O. Terent'ev, Inverse  $\alpha$ -Effect as the Ariadne's Thread on the Way to Tricyclic Aminoperoxides: Avoiding Thermodynamic Traps in the Labyrinth of Possibilities, *J. Am. Chem. Soc.*, 2022, **144**, 7264–7282.
- 25 S. E. Wheeler, K. N. Houk, P. v. R. Schleyer and W. D. Allen, A Hierarchy of Homodesmotic Reactions for Thermochemistry, *J. Am. Chem. Soc.*, 2009, **131**, 2547–2560.
- 26 A. E. Reed, L. A. Curtiss and F. Weinhold, Intermolecular interactions from a natural bond orbital, donor-acceptor viewpoint, *Chem. Rev.*, 1988, **88**, 899–926.
- 27 I. V. Alabugin, S. Bresch and M. Manoharan, Hybridization Trends for Main Group Elements and Expanding the Bent's Rule Beyond Carbon: More than Electronegativity, *J. Phys. Chem. A*, 2014, **118**, 3663–3677.
- 28 H. G. Raubenheimer and S. F. Mapolie, Acid and base strength variations: rationalization for cyclic amine bases and acidic aqua cations, *Dalton Trans.*, 2021, **50**, 17864–17878.

