

Cite this: *Green Chem.*, 2012, **14**, 3071

www.rsc.org/greenchem

PAPER

Methylation using dimethylcarbonate catalysed by ionic liquids under continuous flow conditions

Toma N. Glasnov,^a John D. Holbrey,^{*b} C. Oliver Kappe,^{*a} Kenneth R. Seddon^b and Ting Yan^b

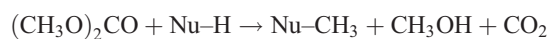
Received 3rd August 2012, Accepted 19th September 2012

DOI: 10.1039/c2gc36226k

The ionic liquid, tributylmethylammonium methylcarbonate, has been employed as a catalytic base for clean *N*-methylation of indole with dimethylcarbonate. The reaction conditions were optimised under microwave heating to give 100% conversion and 100% selectivity to *N*-methylindole, and subsequently transferred to a high temperature/high pressure (285 °C/150 bar) continuous flow process using a short (3 min) residence time and 2 mol% of the catalyst to efficiently methylate a variety of different amines, phenols, thiophenols and carboxylic acid substrates. The extremely short residence times, versatility, and high selectivity have significant implications for the synthesis of a wide range of pharmaceutical intermediates, as high product throughputs can be obtained *via* this scalable continuous flow protocol. It has also been shown that the ionic liquid can be generated *in situ* from tributylamine, which has the net effect of transforming an ineffective stoichiometric base into a highly efficient catalyst for this broad class of reactions.

Introduction

Dimethylcarbonate (DMC) is a valuable green reagent with versatile and tunable chemical reactivity^{1,2} and can be used either as a methoxycarbonylating agent (at lower temperatures, by nucleophilic attack at the carbonyl carbon of DMC) or as a methylating agent (at higher temperatures, typically above 120 °C, *via* nucleophilic attack at the methyl carbon of DMC). Methylation processes are particularly significant for industrial chemistry, and DMC is a good example of a green methylating agent, since it is non-toxic, biodegradable, relatively inert and safe under ambient conditions, and methylation occurs *via* methyl–oxygen bond cleavage leading to the generation of only CO₂ and methanol as by-products:



DMC has been used as an alternative to dimethylsulfate and methyl halides and triflate – all highly toxic and hazardous chemicals – in the synthesis of surfactants, detergents, and phase-transfer reagents from amines and phosphines,³ and for the methylation of a variety of substrates including carboxylic acids, phenols, thiols, and NH-containing aliphatic and aromatic amines of interest as pharmaceutical intermediates.⁴

Usually, selective methylation using DMC requires elevated temperatures (>160 °C) and extended reaction times. In order to achieve reasonable reaction rates, or to drive conversion, inorganic^{2,5} or strong organic bases (such as 1,8-diazabicycloundec-7-ene (DBU) and 1,4-diazabicyclo[2.2.2]octane (DABCO) *etc.*^{4,6}) have been used, and although nominally catalytic, they are frequently added in stoichiometric, or even excess, quantities. Weaker organic bases such as tributylamine are usually considered to be inactive.⁶

Microwave heating has been successfully applied to DMC-based methylation reactions in order to access the high temperatures required and to shorten reaction times.⁷ However, since microwave batch processes can be difficult to scale,⁸ the transfer to continuous flow processes is desirable, and examples including high-temperature DBU-catalysed methylation of phenols,^{9,10} microwave-heated continuous flow processes,¹¹ and several recent procedures using scCO₂ as solvent¹² have been described.

There is significant interest in integrating ionic liquids¹³ as solvents with the high temperature and pressure chemical process optimisation elements of microwave^{14,15} and flow¹⁶ technologies. Because of the two modes of microwave absorption, ionic liquids are heated particularly efficiently under microwave irradiation^{15,17,18} and have zero- to low effective vapour pressures.¹⁹ These are characteristics which enable rapid heating while maintaining relatively low reactor pressures leading to safer operation, important to optimisations under conditions where a reaction is “*rapidly heated to the highest tolerable temperature, held there for the shortest possible time and then quenched*”²⁰ as a route to kinetic products and improved conversions. Indeed, there are a number of reports using organic salts (and ionic liquids) to assist in reactions with DMC, either as solvent,²¹ microwave absorbers,⁷ or as phase transfer catalysts.²²

^aChristian Doppler Laboratory for Microwave Chemistry (CDLMC) and Institute of Chemistry, Karl-Franzens University Graz, Heinrichstrasse 28, A-80010 Graz, Austria. E-mail: oliver.kappe@uni-graz.at

^bThe QUILL Research Centre, School of Chemistry and Chemical Engineering, The Queen's University of Belfast, Belfast, BT9 5AG, United Kingdom. E-mail: j.holbrey@qub.ac.uk



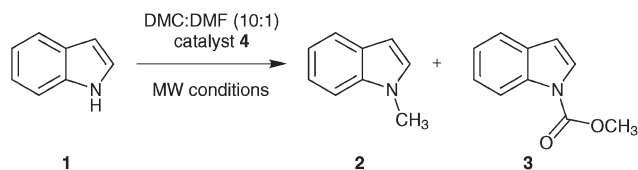


Fig. 1 Reaction of indole (1) with DMC forming *N*-methylindole (2) and *N*-(methoxycarbonyl)indole (3) catalysed by the basic ionic liquid tributylmethylammonium methylcarbonate (4).

Fabris *et al.*²³ have used ionic liquids with methylcarbonate ($[\text{CH}_3\text{OCO}_2]^-$) anions as basic catalysts for Michael and Henry reactions. This suggested that such ionic liquids,²⁴ readily prepared by reaction of aromatic or tertiary amines with DMC,²⁵ might serve as promoters for methylation reactions with DMC and so provide a congruent system where both the active catalyst and products were generated using the same reagents.

Thus, we set out to evaluate whether basic ionic liquids could be used to promote methylation reactions with DMC. Here, we report on the use of the ionic liquid, tributylmethylammonium methylcarbonate (4), as a catalyst for *N*-methylation of indole (1) with DMC (Fig. 1), and the optimisation of the reaction under microwave batch conditions to yield 100% conversion and selectivity to *N*-methylindole (2). We also present a generally applicable continuous flow *N*-, *O*- and *S*-methylation protocol employing dimethylcarbonate as solvent in its near- or supercritical state, in an extreme high-temperature/high-pressure process window (285 °C/150 bar), which allows a reduction of the required reaction time to approximately 3 min using only 2 mol% of an *in situ* generated environmentally benign ionic liquid catalyst.

Experimental

All chemicals were purchased from commercial sources and were used without further purification. Analytical HPLC analysis (Shimadzu LC 20 AD) was carried out on a C-18 reversed-phase analytical column (150 mm × 4.6 mm, particle size 5 μm) using mobile phases A (water–ethanenitrile, 90 : 10 (v/v) + 0.1% trifluoroacetic acid) and B (ethanenitrile + 0.1% trifluoroacetic acid) at a flow rate of 1 cm³ min⁻¹ and linear gradient from solvent 30% B to 100% B in 9 min, hold at 100% solvent B for 1 min. GC/MS (FOCUSGC/DSQ II MS, ThermoFisher) monitoring was based on electron impact ionisation (70 eV) using a HP/5MS column (30 m × 0.250 mm × 0.25 μm). After 1 min at 50 °C the temperature was increased at 25 °C min⁻¹ up to 300 °C and kept at 300 °C for 1 min. The carrier gas was helium and the flow rate was 1.0 cm³ min⁻¹ in constant flow mode. The identity of the peaks was confirmed by computerised comparison with the NIST library. ¹H NMR spectra were recorded on a Bruker 300 MHz instrument. Chemical shifts (δ) are expressed in ppm downfield from TMS as internal standard. The letters s, d, t, q, and m are used to indicate singlet, doublet, triplet, quadruplet and multiplet.

Microwave irradiation experiments were carried out in a Monowave 300 (Anton Paar GmbH, Graz, Austria) in 10 cm³ Pyrex microwave process vials.^{15,26} Reaction times refer to hold times at the temperature indicated, not to total irradiation times.

The temperature was measured using an internal fibre-optic temperature sensor.

The flow chemistry experiments described were performed using an X-Cube Flash flow reactor (ThalesNano Inc.).²⁷ The synthesised compounds were purified using an automated chromatography system (SP1™, Biotage) using cartridges packed with KP-SIL, 60 Å (40–63 μm particle size) and ethyl ethanoate–petroleum ether mixtures as eluent. All products synthesised in this study are known in the literature and were identified and characterised by ¹H NMR and MS analysis.

General procedure for the batch microwave synthesis

In a typical experiment, a solution of indole (234 mg, 2 mmol) in DMC–DMF (10 : 1, 2.2 cm³) and tributylmethylammonium methylcarbonate (5.5–55 mg, 0.01–0.1 eq.) were placed in a 5 cm³ microwave vial equipped with a magnetic stir bar. The sealed reaction vial was placed in the microwave reactor and heated, with stirring, at the indicated temperature over the indicated time. The solution was then cooled to room temperature and the reaction mixture analysed directly by HPLC.

General experimental procedure for continuous flow methylations (Table 2). To a stirred mixture (2.2 cm³) of the corresponding starting material (2 mmol, 0.9 M) in DMC–DMF 10 : 1) was added tributylamine (7.4 mg, 9.5 μl, 2 mol%) and the reaction mixture was stirred for 30 s. At the same time the X-cube Flash reactor was equipped with a stainless steel reaction coil (4 cm³ volume, ~3 min residence time at 1.3 cm³ min⁻¹ flow rate). The reaction conditions; temperature (285 °C), flow rate (1.3 cm³ min⁻¹) and pressure (150 bar), were selected and the solvent DMC–DMF (10 : 1) was pumped through the flow reactor until the instrument had achieved a steady state. Then the freshly prepared reaction mixture was pumped through the flow reactor, collected, and concentrated under vacuum. The product was isolated from the residue *via* flash chromatography on the Biotage SP1™ instrument. All of the products are known compounds and the obtained analytical data correspond to those reported in the literature.

1-Methyl-1*H*-indole (Table 2, entry 1). Isolated yield 98%, yellow oil. ¹H NMR (300 MHz, DMSO-*d*₆): δ/ppm = 3.78 (s, 3H), 6.41 (dd, *J* = 3.0, 0.7 Hz, 1H), 7.02 (t, *J* = 7.9 Hz), 7.14 (t, *J* = 8.1 Hz, 1H), 7.31 (t, *J* = 3.1 Hz, 1H), 7.42 (dd, *J* = 8.2, 0.6 Hz, 1H), 7.54 (d, *J* = 7.8 Hz, 1H); MS (EI, *m/z*) = 131 [*M*⁺].

1,2,3-Trimethyl-1*H*-indole (Table 2, entry 2). Isolated yield 93%, yellow oil. ¹H NMR (300 MHz, DMSO-*d*₆): δ/ppm = 2.18 (s, 3H), 2.31 (s, 3H), 3.62 (s, 3H), 6.69 (t, *J* = 7.3 Hz, 1H), 7.05 (t, *J* = 7.5 Hz, 1H), 7.31 (t, *J* = 8 Hz, 1H), 7.39 (t, *J* = 7.6 Hz, 1H); MS (EI, *m/z*) = 159 [*M*⁺], 144 [*M*⁺–15].

2-Methoxynaphthalene (Table 2, entry 3). Isolated yield 88%, white crystals, m.p. 71–73 °C, lit.²⁸ m.p. 72–74 °C. ¹H NMR (300 MHz, CDCl₃): δ/ppm = 3.94 (s, 3H), 7.15–7.19 (m, 2H), 7.35 (t, *J* = 7.4 Hz, 1H), 7.46 (t, *J* = 6.9 Hz, 1H), 7.74–7.8 (m, 3H); MS (EI, *m/z*) = 158 [*M*⁺], 115 [*M*⁺–43].

1-Methoxy-4-nitrobenzene (Table 2, entry 4). Isolated yield 90%, yellow crystals, m.p. 52–54 °C, lit.²⁹ m.p. 54 °C. ¹H NMR (300 MHz, DMSO-*d*₆): δ/ppm = 3.89 (s, 3H), 7.14 (d, *J* = 9.3



Hz, 2H), 8.21 (d, $J = 9.3$ Hz, 2H); MS (EI, m/z) = 153 [M^+], 123 [$M^+ - 30$], 95 [$M^+ - 58$], 77 [$M^+ - 76$].

1-Fluoro-4-methoxybenzene (Table 2, entry 5). Isolated yield 94%, liquid. $^1\text{H NMR}$ (300 MHz, DMSO-d_6): $\delta/\text{ppm} = 3.73$ (s, 3H), 6.9–6.97 (m, 2H), 7.06–7.16 (m, 2H); MS (EI, m/z) = 126 [M^+], 111 [$M^+ - 15$], 83 [$M^+ - 43$].

4-(Methylthio)toluene (Table 2, entry 6). Isolated yield 87%, liquid. $^1\text{H NMR}$ (300 MHz, DMSO-d_6): $\delta/\text{ppm} = 2.25$ (s, 3H), 2.43 (s, 3H), 7.10–7.23 (m, 4H); MS (EI, m/z) = 138 [M^+], 123 [$M^+ - 15$], 91 [$M^+ - 47$].

4-(Methylthio)pyridine (Table 2, entry 7). Isolated yield 52%, liquid. $^1\text{H NMR}$ (300 MHz, DMSO-d_6): $\delta/\text{ppm} = 2.55$ (s, 6H), 7.08–7.12 (m, 1H), 7.29 (dt, $J = 8.1, 0.9$, 1H), 7.61–7.67 (m, 1H), 8.41–8.44 (m, 1H); MS (EI, m/z) = 125 [M^+], 79 [$M^+ - 46$].

Methyl-2,6-dimethylbenzoate (Table 2, entry 8). Isolated yield 93%, liquid. $^1\text{H NMR}$ (300 MHz, DMSO-d_6): $\delta/\text{ppm} = 2.22$ (s, 6H), 3.84 (s, 3H), 7.09 (d, $J = 7.5$ Hz, 2H), 7.24 (t, $J = 7.3$ Hz, 1H); MS (EI, m/z) = 164 [M^+], 132 [$M^+ - 32$], 105 [$M^+ - 59$], 77 [$M^+ - 87$].

Methyl benzoate (Table 2, entry 9). Isolated yield 86%, liquid. $^1\text{H NMR}$ (300 MHz, DMSO-d_6): $\delta/\text{ppm} = 3.85$ (s, 3H), 7.53 (t, $J = 7.5$ Hz, 2H), 7.66 (t, $J = 7.4$ Hz, 1H), 7.96 (d, $J = 7$ Hz, 2H); MS (EI, m/z) = 136 [M^+], 105 [$M^+ - 31$], 77 [$M^+ - 59$].

Methyl thiophene-2-carboxylate (Table 2, entry 10). Isolated yield 81%, liquid. $^1\text{H NMR}$ (300 MHz, DMSO-d_6): $\delta/\text{ppm} = 3.82$ (s, 3H), 7.22 (dd, $J = 5.0, 3.8$ Hz, 1H), 7.81 (dd, $J = 3.7, 1.3$ Hz, 1H), 7.95 (dd, $J = 5.0, 1.3$ Hz, 1H); MS (EI, m/z) = 142 [M^+], 111 [$M^+ - 31$].

Results and discussion

Recent work from our laboratories has shown that high-temperature/high-pressure microwave protocols can be translated into scalable continuous flow processes with relative ease.⁸ Reaction optimisation was performed using controlled microwave heating in a single-mode batch microwave reactor capable of superheating reaction mixtures up to 300 °C and 30 bar pressure (b.p. DMC = 90 °C at ambient pressure) in order to identify desired high-temperature/high-pressure continuous flow conditions.²⁶

Initially, we focused our attention on the selective *N*-methylation of indole (**1**) as a model reaction (Fig. 1), since this transformation is well studied in the literature.³⁰

The reactions of indole with DMC using DBU as a base has been described by Shieh *et al.*³¹ Stoichiometric amounts of base were used and gave improvements to both conversion and rate compared to milder bases such as Na_2CO_3 , or K_2CO_3 when used at 90 °C. Under microwave irradiation at 160 °C, the reaction times could be substantially reduced and the authors also note that the addition of tetrabutylammonium iodide, presumably as a phase transfer catalyst, enhanced the reaction rate. Subsequently, the same group reported the *N*-methylation of indoles using DABCO in catalytic amounts.⁶ DABCO promoted *N*-methylation using 10 mol% of base (at 90 °C over 5 h), whereas using dimethylaminopyridine or DBU, the *N*-methoxycarbonylated

product was predominantly formed. Using tributylamine, no reaction was observed. The high costs of both DBU and DABCO necessitate their use in catalytic quantities; methylation of phenols with DMC, using DBU in catalyst, has been described at higher temperatures (160–220 °C) operating under continuous flow conditions.^{10,11}

The reaction of indole with DMC, in the presence of tributylmethylammonium methylcarbonate ionic liquid, was investigated here, first under batch conditions using an Anton Parr Monowave 300 microwave reactor, and then in flow using a ThalesNano X flash reactor. Initial results (not shown) in which an excess of the ionic liquid was used as the reaction solvent indicated that the methylation reaction was feasible. Reaction optimisation was subsequently performed using a 10 : 1 vol/vol mixture of DMC–DMF with sub-stoichiometric quantities of the ionic liquid as a catalyst. The effects of catalyst content, reaction temperature and time were examined, starting from 10 mol% of ionic liquid (relative to indole) and reaction times between 10–30 min.

In a standard microwave experiment, a solution of indole (**1**) in DMC–DMF (10 : 1 v/v) together with 10 mol% of tributylmethylammonium methylcarbonate (**4**) catalyst were heated for 10 min at 90 °C. Analysis by HPLC (215 nm) revealed only 45% indole conversion and formation of *N*-(methoxycarbonyl)indole (**3**) as the major product. In subsequent experiments the reaction temperature was gradually increased (results are shown in Table 1). The yield of *N*-(methoxycarbonyl)indole (**3**) increased as the temperature increased (entries 1–3, Table 1), with a slight maximum in conversion using a short reaction time at 130 °C (entry 3). At reaction temperatures below 150 °C, no *N*-methylindole was detected (even when the reaction time was increased to 30 min).

At reaction temperatures at or above 150 °C, formation of *N*-methylindole (**2**) in the reaction mixture was observed, and both the overall conversion of indole and selectivity to *N*-methylindole were significantly improved by increasing the temperature (entries 5–8, Table 1) with 99% conversion of indole and 98% selectivity to *N*-methylindole (**2**) observed after 10 min. at 230 °C (~17 bar). When the reaction time was extended to 20 min, *N*-methylindole (**2**) was obtained exclusively (Table 1, entry 9). The results, for 10 min reaction times, are plotted in Fig. 2 and show both the partial optimal production of the *N*-(methoxycarbonyl)indole at 130 °C, and onset of *N*-methylindole formation at 150 °C. This is anticipated, as the result of methylcarboxylation *via* the $B_{AC}2$ mechanism, whereas at higher temperatures methylation through the $B_{AL}2$ mechanism dominates.¹

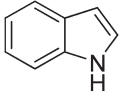
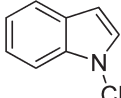
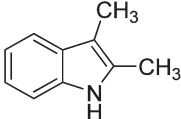
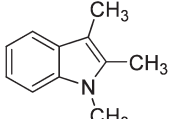
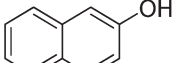
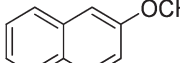
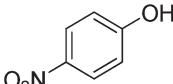
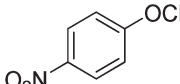
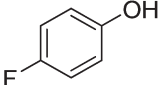
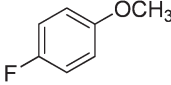
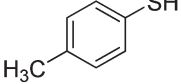
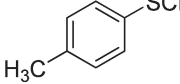
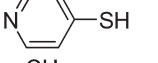
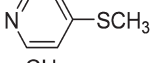
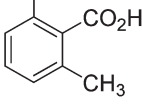
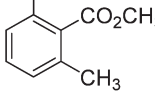
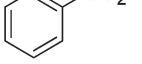
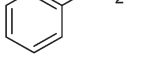
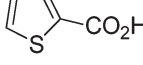
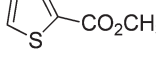
The effect of the catalyst loading was then investigated. Taking the optimal conditions from the screen at 10 mol% catalyst (230 °C, 20 min reaction time), the amount of ionic liquid added was reduced (Table 1, entries 11–14). It was found that the amount of catalyst **4** required could be reduced to 2 mol%, while retaining complete conversion and high selectivity for *N*-methylation, within a 20 min reaction time (shown graphically in Fig. 3). By comparison, in the control experiment, reaction of indole with dimethylcarbonate in the absence of **4** (Table 1, entry 10) resulted in only 85% conversion of indole and a reversed product distribution, now strongly favouring the formation of *N*-(methoxycarbonyl)indole (**3**). This highlights



Table 1 Methylation of indole – optimisation using batch microwave heating (Fig. 1)

Entry	Temp./°C	t/min	Catalyst 4 /mol%	Conversion/% (HPLC 215 nm)	Selectivity/%	
					2	3
1	90	10	10	45	0	45
2	110	10	10	59	0	59
3	130	10	10	64	0	64
4	150	10	10	59	2	57
5	170	10	10	66	15	51
6	190	10	10	79	47	32
7	210	10	10	90	79	11
8	230	10	10	99	98	1
9	230	20	10	100	100	0
10	230	20	0	85	6	79
11	230	20	5	100	100	0
12	230	20	2.5	100	100	0
13	230	20	2	100	100	0
14	230	20	1	96	84	12

Table 2 Continuous flow methylation of various substrates^a

Entry	Substrate	Product	Yield/% ^b
1			98
2			93
3			88
4			90
5			94
6			87
7			52
8			93
9			86
10			81

^a Reaction conditions: X-Cube Flash, 4 cm³ stainless steel coil, 150 bar, 285 °C, 2.2 cm³ sample of 0.9 M starting material solution in DMC–DMF (10 : 1), 2 mol% tributylamine, 1.3 cm³ min⁻¹ flow rate. ^b Isolated yields obtained after flash chromatography.

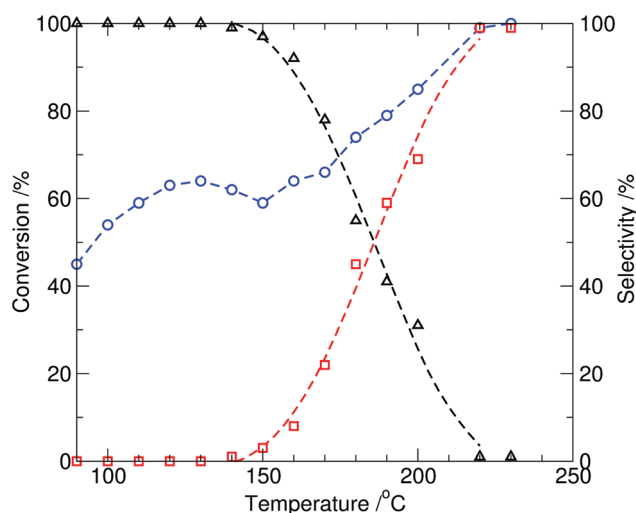


Fig. 2 Conversion of indole (**1**, circle) and relative selectivity to the two observed products, *N*-methylindole (**2**, square) and *N*-(methoxycarbonyl)indole (**3**, triangle), from the reaction of indole with DMC catalysed by tributylmethylammonium methylcarbonate (10 mol%) as a function of temperature under batch microwave heating (10 min, reaction time).

the catalytic effect of the ionic liquid **4** on the methylation process.

Mechanistic investigations have shown that methylation with DMC in the presence of tertiary organic bases (DABCO, DBU, *etc.*) proceeds through an intermediate formed *in situ* by reaction of the amine base with DMC, which may be considered to be the actual catalyst. Since tributylmethylammonium methylcarbonate (**4**) is in fact synthesised by treatment of tributylamine with DMC in MeOH at 160 °C for 10 h,²⁵ it was envisaged that, in the high temperature régime, the methylation reaction might be also catalysed using tributylamine, which would form the ionic liquid **4** *in situ* under the reaction conditions. This would contrast to the inactivity of tributylamine at 90 °C, as reported by Shieh *et al.*⁶ Indeed, adding 2 mol% of tributylamine to a 0.9 M solution of indole in DMC–DMF (10 : 1, v/v) and exposure to 230 °C/20 min microwave heating resulted in full conversion of



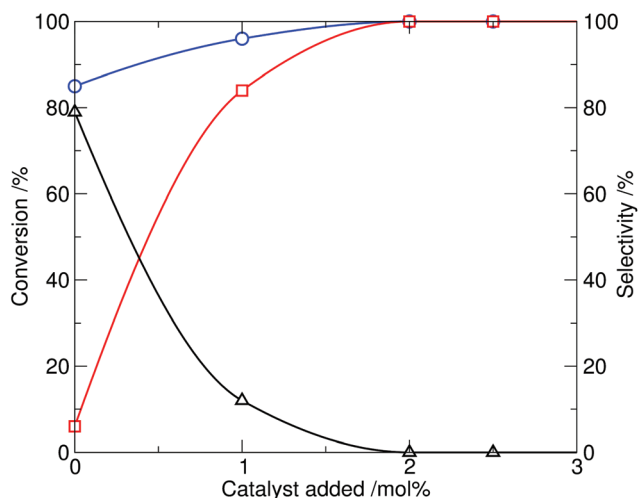


Fig. 3 Effect of tributylmethylammonium methylcarbonate catalyst loading on the methylation of indole with DMC, showing conversion of indole (**1**, circle) and selectivity to *N*-methylindole (**2**, square) and *N*-(methoxycarbonyl)indole (**3**, triangle) at 230 °C, 20 min reaction time.

indole and 100% selectivity to *N*-methylindole (**2**) without the need to independently prepare the ionic liquid catalyst **4**. Similarly to using the preformed ionic liquid as catalyst, the use of lower amounts of tributylamine resulted in reduced conversion and selectivity (*cf.* Table 1, entry 14).

Having identified suitable reaction conditions for the selective *N*-methylation of indole with DMC under batch microwave conditions, the process conditions were then evaluated for transfer to a scalable continuous-flow set-up. For this purpose a high-temperature and high-pressure continuous-flow reactor was employed (X-Cube Flash, ThalesNano Inc.).²⁷ The reactor uses stainless steel coils (i.d. 1 mm) of variable length (4, 8, and 16 cm³ internal volume) that can be directly heated across their full length by electrical resistance heating to temperatures up to 350 °C. The reaction mixture was introduced to the reactor block containing the steel coils and heat exchanger *via* one or more standard HPLC pumps (flow rate 0.01–10.0 cm³ min⁻¹). The system pressure valve stabilises the set pressure value in the range 50–180 bar. In a typical set-up for indole methylation, the instrument was equipped with a 16 cm³ stainless steel coil, allowing residence times (reaction times) of up to 32 min at flow rates of 0.5 cm³ min⁻¹. Employing the flow reactor system, the batch microwave conditions shown in Table 1, entry 13 (230 °C, 20 min) and a flow rate to 1.2 cm³ min⁻¹ (~20 min residence time) were used to achieve 100% conversion of indole (**1**) into *N*-methylindole (**2**).

To further intensify the reaction, an even higher temperature/pressure regime (285 °C, 150 bar), potentially reaching the near- or supercritical state for DMC (T_c 275 °C, P_c 45 bar),³² was explored. Using a 4 cm³ stainless steel coil and a flow rate of 1.3 cm³ min⁻¹ (residence time of ~3 min), the reaction mixture was processed through the continuous-flow instrument at 285 °C and 150 bar pressure. HPLC-analysis of the collected reaction mixture revealed 100% conversion, and subsequent isolation by chromatography gave *N*-methylindole (**2**) in 98% yield.³³

The optimised flow methylation conditions were subsequently evaluated for other substrates (Table 2). Thus, continuous flow methylation experiments with a variety of –NH, –OH, –SH and –CO₂H functionalised substrates were carried out without any further optimisation of reaction conditions. Structurally diverse indoles, phenols, thiophenols and carboxylic acids all reacted smoothly at 285 °C and 150 bar pressure to provide the desired methylated products in good to high isolated yields and with excellent selectivity. The degree of conversion was easily determined by monitoring the composition of the reaction mixture by HPLC-UV and/or GC-MS analysis. For all of the examples shown in Table 2, full conversion of the starting material was achieved. Using the conditions described above, typically 250–370 mg of product could be produced within a ~3 min run, leading to a calculated productivity of ~100 g per day. This versatility and high selectivity has significant implications for the synthesis of a wide range of pharmaceutical intermediates.

Conclusions

The ionic liquid, tributylmethylammonium methylsulfate, can be used as a base, in catalytic quantities, to promote the archetypal methylation of indole with DMC. The reaction conditions have been optimised, under batch microwave heating, to achieve 100% selectivity and 100% conversion to *N*-methylindole at 230 °C in 20 min using only 2 mol% loading of the catalyst. These batch optimised conditions were successfully translated into a high-temperature/high-pressure continuous flow protocol for the methylation of a variety of different substrates – amines, phenols, thiophenols and carboxylic acids – using a high temperature/high pressure process window (285 °C/150 bar) and short (3 min) reaction times. This enables high throughput through a scalable continuous flow process, combined with high conversion and selectivities.

Importantly, in the high-temperature/pressure reaction window the ionic liquid catalyst can be generated *in situ*, which has the net effect of transforming an ineffective stoichiometric base (tributylamine) into a highly efficient catalyst for these reactions.

Acknowledgements

This work was supported by the Christian Doppler Research Society and QUILL.

Notes and references

- Selected reviews: Y. Ono, *Catal. Today*, 1997, **35**, 15; P. Tundo, *Pure Appl. Chem.*, 2001, **73**, 1117; S. Memoli, M. Selva and P. Tundo, *Chemosphere*, 2001, **43**, 115; D. Delledonne, F. Rivetti and U. Romano, *Appl. Catal., A*, 2001, **221**, 241; P. Tundo and M. Selva, *Acc. Chem. Res.*, 2002, **35**, 706; S. V. Chankeshwara, *Synlett*, 2008, 624; M. Selva and A. Perosa, *Green Chem.*, 2008, **10**, 457; F. Arico and P. Tundo, *Russ. Chem. Rev.*, 2010, **79**, 479.
- Selected examples: M. Lissel, S. Schmidt and B. Neuman, *Synthesis*, 1986, 382; M. Lissel, *Liebigs Ann. Chem.*, 1987, 77; Y. Lee and I. Shimizu, *Synlett*, 1998, 1063; P. Tundo, L. Rossi and A. Loris, *J. Org. Chem.*, 2005, **70**, 2219.
- J. H. Wernitz, *US Pat.*, 2635100, 1953; U. Romano, F. Rivetti and N. Di Muzio, *US Pat.*, 4318862, 1981, CA 80141, 1979; S. Mori, K. Ida and M. Ue, *Eur. Pat. Appl.*, 88107735.8, 1988; B. Albert and M. Jansen, *Z. Anorg. Allg. Chem.*, 1995, **621**, 173; G. W. Earl, D. E. Weisshaar,



- D. Paulson, M. Hanson, J. Uilk, D. Wineinger and S. Moeckly, *J. Surfactants Deterg.*, 2005, **8**, 325.
- 4 W.-C. Shieh, S. Dell and O. Repic, *J. Org. Chem.*, 2002, **67**, 2188; W.-C. Shieh, M. Lozanov, M. Loo, O. Repic and T. J. Blacklock, *Tetrahedron Lett.*, 2003, **44**, 4563; S. Ouk, S. Thiebaud and E. Borredon, *Synth. Commun.*, 2005, **35**, 3012; R. Juarez, A. Padilla, A. Corma and H. Garcia, *Ind. Eng. Chem. Res.*, 2008, **47**, 8043; M. L. Laurilla, N. A. Magnus and M. A. Staszak, *Org. Process Res. Dev.*, 2009, **13**, 1199; E. Quaranta, M. Carafa and F. Trani, *Appl. Catal., B*, 2009, **91**, 380; A. Dhakshinamoorthy, A. Sharmila and K. Pitchumani, *Chem.–Eur. J.*, 2010, **16**, 1128.
- 5 For example: S. Ouk, S. Thiebaud, E. Borredon, P. Legars and L. Lecomte, *Tetrahedron Lett.*, 2002, **43**, 2661; M. Selva, P. Tundo and A. Perosa, *J. Org. Chem.*, 2003, **68**, 7374; N. Nagaraju and G. Kuriakose, *New J. Chem.*, 2003, **27**, 765; M. Selva, A. Perosa and M. Fabris, *Green Chem.*, 2008, **10**, 1068.
- 6 W.-C. Shieh, S. Dell, A. Bach, O. Repic and T. J. Blacklock, *J. Org. Chem.*, 2003, **68**, 1954.
- 7 W.-C. Shieh, S. Dell and O. Repic, *Tetrahedron Lett.*, 2002, **43**, 5607; F. Rajabi and M. R. Saidi, *Synth. Commun.*, 2004, **34**, 4179; C. Hou, Y. Chen, W. Chen and W. Li, *Carbohydr. Res.*, 2011, **346**, 1178; C. Hou, Y. Chen, W. Chen and W. Li, *Carbohydr. Res.*, 2012, **355**, 87.
- 8 T. N. Glasnov and C. O. Kappe, *Chem.–Eur. J.*, 2011, **17**, 11956.
- 9 P. Tundo, F. Trotta, G. Moraglio and F. Ligorati, *Ind. Eng. Chem. Res.*, 1988, **27**, 1565; A. Bomben, M. Selva, P. Tundo and L. Valli, *Ind. Eng. Chem. Res.*, 1999, **38**, 2075; P. Tundo, A. E. Rosamilia and F. Arico, *J. Chem. Educ.*, 2010, **87**, 1233.
- 10 U. Tilstam, *Org. Process Res. Dev.*, 2012, **16**, 1150.
- 11 W.-S. Shieh, M. Lozanov and O. Repic, *Tetrahedron Lett.*, 2003, **44**, 694.
- 12 P. N. Gooden, R. A. Bourne, A. J. Parrott, H. S. Bevinakatti, D. J. Irvine and M. Poliakoff, *Org. Process Res. Dev.*, 2010, **14**, 411; A. J. Parrott, R. A. Bourne, P. N. Gooden, H. S. Bevinakatti, M. Poliakoff and D. J. Irvine, *Org. Process Res. Dev.*, 2010, **14**, 1420; R. A. Bourne, R. A. Skilton, A. J. Parrott, D. J. Irvine and M. Poliakoff, *Org. Process Res. Dev.*, 2011, **15**, 932; D. J. Jumbam, R. A. Skilton, A. J. Parrott, R. A. Bourne and M. Poliakoff, *J. Flow Chem.*, 2012, **24**.
- 13 For example, see: *Ionic Liquids in Synthesis*, ed. P. Wasserscheid and T. Welton, Wiley-VCH, Weinheim, 2nd edn, 2008.
- 14 C. O. Kappe, *Angew. Chem., Int. Ed.*, 2004, **43**, 6250.
- 15 D. Obermayer and C. O. Kappe, *Org. Biomol. Chem.*, 2010, **8**, 114.
- 16 N. M. Kashid, A. Renken and L. Kiwi-Minsker, *Chem. Eng. Sci.*, 2011, **66**, 1480.
- 17 È. Boros, K. R. Seddon and C. R. Strauss, *Chim. Oggi – Chem. Today*, 2008, **26** (Nov–Dec), 28.
- 18 See for example, microwave dissolution of cellulose in ionic liquids; R. P. Swatloski, S. K. Spear, J. D. Holbrey and R. D. Rogers, *J. Am. Chem. Soc.*, 2002, **124**, 4974.
- 19 L. P. N. Rebelo, J. N. Canongia Lopes, J. M. S. S. Esperança and E. Filipe, *J. Phys. Chem. B*, 2005, **109**, 6040.
- 20 C. Strauss and D. W. Rooney, *Green Chem.*, 2010, **12**, 1340.
- 21 A. Loris, A. Perosa, M. Selva and P. Tundo, *J. Org. Chem.*, 2004, **69**, 3953; Z. L. Shen, X. Z. Jiang, W. M. Mo, B. X. Hu and N. Sun, *Green Chem.*, 2005, **7**, 97; J.-Q. Nie, H.-W. Chen, Q.-H. Song, B. Liao and Q.-X. Guo, *Energy Fuels*, 2010, **24**, 5722; J.-G. Xie, J. Quan, S.-B. Li, Y. Zheng and L.-M. Zhu, *Synth. Commun.*, 2011, **41**, 871; J. Xie, C. Wu, B. W. Christopher, J. Quan and L. Zhu, *Phosphorus, Sulfur Silicon Relat. Elem.*, 2011, **186**, 31.
- 22 S. Ouk, S. Thiebaud, E. Borredon and P. Le Gars, *Appl. Catal., A*, 2003, **241**, 227; A. B. Shivarkar, S. P. Gupte and R. V. Chaudhari, *J. Mol. Catal. A: Chem.*, 2005, **226**, 49.
- 23 M. Fabris, V. Lucchini, M. Noè, A. Perosa and M. Selva, *Chem.–Eur. J.*, 2009, **15**, 12273; M. Fabris, M. Noè, A. Perosa, M. Selva and R. Ballini, *J. Org. Chem.*, 2012, **77**, 1805.
- 24 D. R. MacFarlane, J. M. Pringle, K. M. Johansson, S. A. Forsyth and M. Forsyth, *Chem. Commun.*, 2006, 1905.
- 25 J. D. Holbrey, R. D. Rogers, S. S. Shukla and C. D. Wilfred, *Green Chem.*, 2010, **12**, 407.
- 26 B. Gutmann, D. Obermayer, B. Reichart, B. Prekodravac, M. Irfan, J. M. Kremsner and C. O. Kappe, *Chem.–Eur. J.*, 2010, **16**, 12182.
- 27 For a detailed description of this reactor see: T. Razzaq, T. N. Glasnov and C. O. Kappe, *Chem. Eng. Technol.*, 2009, **32**, 1702.
- 28 S. J. Park, J. R. Price and M. H. Todd, *J. Org. Chem.*, 2012, **77**, 949.
- 29 L. J. Goossen, C. Linder, N. Rodriguez, P. P. Lange and A. Fromm, *Chem. Commun.*, 2009, **46**, 7173.
- 30 X. Jiang, A. Tiwari, M. Thompson, Z. Chen, T. P. Cleary and T. B. K. Lee, *Org. Process Res. Dev.*, 2001, **5**, 604; S.-Y. Zhao, H.-Q. Zhang, D.-Q. Zhang and Z.-Y. Shao, *Synth. Commun.*, 2012, 128.
- 31 W.-C. Shieh, S. Dell and O. Repic, *Org. Lett.*, 2001, **3**, 4279.
- 32 S. Camy, J.-S. Pic, E. Badens and J.-S. Condoret, *J. Supercrit. Fluids*, 2003, **25**, 19; P. Pinero, J. Garcia, M. Sokolova and M. J. Cocero, *J. Chem. Thermodyn.*, 2007, **39**, 536.
- 33 Although some decomposition of DMC has been observed at the high-temperature conditions (see D. Breuch and H. Löwe, *Green Process Synth.*, 2012, **1**, 261), in our hands, possibly due to the very short exposure time (~3 min), this has not been a major issue.

