

Intramolecular oxidative cyclization of alkenes by rhodium/cobalt porphyrins in water†

Cite this: *Inorg. Chem. Front.*, 2014, **1**, 544

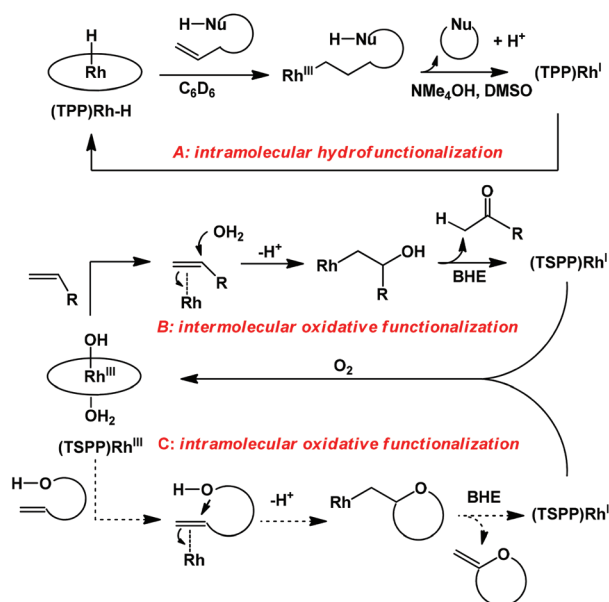
Lin Yun, Zikuan Wang and Xuefeng Fu*

Received 7th May 2014,
Accepted 11th June 2014
DOI: 10.1039/c4qi00066h
rsc.li/frontiers-inorganic

Intramolecular oxidative cyclization of alkenes provides a unique pathway to obtain unsaturated heterocyclic compounds. The rhodium(III)/cobalt(III) tetra(*p*-sulfonatophenyl)porphyrin ((TSPP)^M) in water was observed to mediate the intramolecular oxidative functionalization of alkenes to a series of unsaturated oxygen heterocyclic compounds.

The activation of alkenes by coordination to metal centers and subsequent functionalization is one of the most widely exploited synthetic methodologies in the functionalization of organic molecules.^{1–3} Intramolecular oxidative cyclization of alkenes provides a unique pathway to obtain unsaturated heterocyclic compounds. Transition metal complex mediated intramolecular Wacker-type oxidative alkoxylation provides a straightforward access to oxygen heterocycles.⁴ The retained C=C double bonds allow further functionalization of the resulting heterocycles. However, this process is far less developed compared with intramolecular hydrofunctionalization of alkenes^{5–7} and most oxidative cyclization/functionalization studies focused on palladium catalysis.^{1,8} Additionally, the importance of alkene transformations and objectives of green chemistry justify the continuing search for new classes of catalyst materials and new pathways leading to novel oxidative functionalization in water.

Rhodium porphyrin complexes demonstrate a wide range of important substrate reactions.^{9,10} Groves demonstrated intramolecular anti-Markovnikov hydrofunctionalization of olefins mediated by the tetraphenyl porphyrin rhodium hydride complex (Scheme 1A).¹⁰ Previous work from our group has accomplished stoichiometric aerobic oxidation of olefins in water mediated by a water soluble rhodium porphyrin complex (TSPP)Rh^{III}.¹¹ Rhodium porphyrin β-hydroxyalkyl complexes were observed and isolated as intermediates, which underwent β-hydrogen elimination (BHE) to give methyl ketones as the oxidation products (Scheme 1B). Based on these studies, we extended our interest towards the intramolecular oxidative cyclization of alkenes to form unsaturated hetero-



Scheme 1 The rhodium porphyrin complex mediated transformation of alkenes.

cycles (Scheme 1C) through a four-step cycle involving: (1) alkene coordination to (TSPP)Rh^{III}; (2) intramolecular nucleophilic attack by the –OH group towards activated alkenes; (3) hydrogen elimination to give unsaturated cyclization products and (4) the reduced metal complex (TSPP)Rh^I was aerobically oxidized to (TSPP)Rh^{III}.

Intramolecular nucleophilic activation of alkenes

Allylphenol was selected as the model substrate which showed good reactivity as previously reported.^{8,12} Addition of 2-allylphenol to a borate buffered (pH = 8.0) D₂O solution of (TSPP)-

Beijing National Laboratory for Molecular Sciences, State Key Lab of Rare Earth Materials Chemistry and Applications, College of Chemistry and Molecular Engineering, Peking University, Beijing, 100871, China. E-mail: fuxf@pku.edu.cn; Tel: +86 10 6275 6035

† Electronic supplementary information (ESI) available. See DOI: 10.1039/c4qi00066h

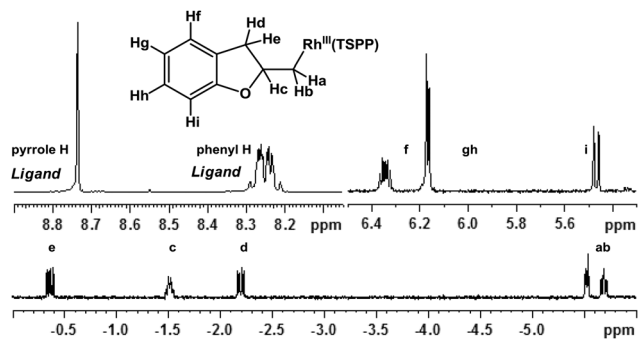
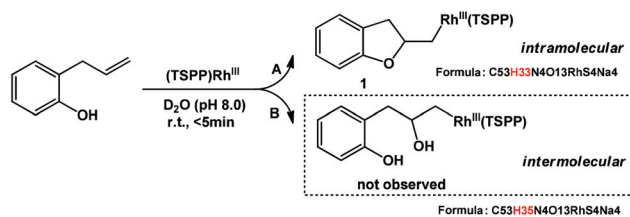


Fig. 1 ^1H NMR spectrum of the complex **1** in CD_3OD .



Scheme 2 Reaction of $(\text{TSPP})\text{Rh}^{\text{III}}$ with 2-allylphenol to form the complex **1**.

Rh^{III} at room temperature resulted in an immediate color change from sanguine to orange-red. The ^1H NMR experiment revealed complete conversion of $(\text{TSPP})\text{Rh}^{\text{III}}$ to the alkyl rhodium complex **1** which was conveniently identified by the appearance of a set of high field resonances attributed to the (2,3-dihydrobenzofuran-2-yl)methyl group bonded to the rhodium center. The ^1H NMR resonances centered at -5.67 and -5.81 ppm were associated with the diastereotopic $\alpha\text{-CH}_2$ in the complex **1**, indicating that the rhodium carbon bond was formed regioselectively at the terminal primary CH_2 unit (Fig. 1). No intermolecular addition product was formed as the β -hydroxyl proton observed for the reaction of allylbenzene was not found in the spectrum of the complex **1** (Scheme 2B).¹³ The independently synthesized rhodium alkyl complex by the reaction of $(\text{TSPP})\text{Rh}^{\text{I}}$ with 2-(iodomethyl)-2,3-dihydrobenzofuran resulted in the same ^1H NMR spectrum as that of the complex **1**. ESI-MS results ($\text{C}_{53}\text{H}_{33}\text{N}_4\text{O}_{13}\text{RhS}_4$, $m/z = 291.99903$, calcd 291.99900; Fig. 1) also confirmed the structure of **1**. The intramolecular $-\text{OH}$ attack reaction of $(\text{TSPP})\text{-Rh}^{\text{III}}$ with 2-allylphenol to form **1** occurred through coordination of an alkene towards the rhodium center, followed by intramolecular nucleophilic attack of the phenoxy group.¹¹

Following the same reactivity pattern, a series of phenyl substituted 2-allylphenol substrates (Table 1, entries 1–5) and a variety of alkenes with different nucleophiles (Table 1, entries 6–12) were observed to react rapidly and quantitatively with $(\text{TSPP})\text{Rh}^{\text{III}}$ in water and methanol. Changing from the benzene ring to the cyclohexane ring, 2-allylcyclohexanol reacted with $(\text{TSPP})\text{Rh}^{\text{III}}$ rapidly to form the cyclization product **6**, indicating that the less nucleophilic alcoholic hydroxyl group could also perform intramolecular oxidative

Table 1 Substrate scope towards intramolecular nucleophilic activation of alkenes by $(\text{TSPP})\text{Rh}^{\text{III}}$ ^a and $(\text{TSPP})\text{Co}^{\text{III}}$ ^b

Entry	Substrate	Product	Yield ^c
1			1 : >95% 14 : >95%
		M = Rh (1), Co (14)	
2 ^d			2 : >95% 15 : 73%
		M = Rh (2), Co (15)	
3 ^d			3 : >95% 16 : 82%
		M = Rh (3), Co (16)	
4 ^d			4 : >95% 17 : 88%
		M = Rh (4), Co (17)	
5 ^d			>95%
		M = Rh (5), Co (18)	
6			>95%
		M = Rh (6), Co (19)	
7			7 : >95% 18 : >95%
		M = Rh (7), Co (18)	
8			>95%
		M = Rh (8), Co (19)	
9 ^d			9 : 86% 19 : 57%
		M = Rh (9), Co (19)	
10			79%
		M = Rh (10), Co (19)	
11 ^e			>95%
		M = Rh (11), Co (19)	
12 ^e			>95%
		M = Rh (12), Co (19)	
13			>95%
		M = Rh (13), Co (19)	

^a Reaction conditions: $(\text{TSPP})\text{Rh}^{\text{III}}$ (1.0 mmol L^{-1}), alkene (10 equiv.), D_2O (300 μL , pH 8.0 borate buffer), room temperature, <5 min.

^b Reaction conditions: $(\text{TSPP})\text{Co}^{\text{III}}$ (1.0 mmol L^{-1}), alkene (10 equiv.), D_2O (300 μL , pH 9.0 borate buffer), room temperature, <5 min.

^c Determined by ^1H NMR. ^d 0.1 mL CD_3OD was added to increase the solubility of the substrate. ^e Reactions were performed in CD_3OD .

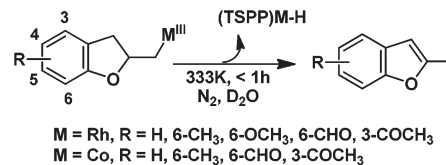
alkoxylation reaction (Table 1, entry 6). 2-Methylhex-5-en-2-ol also experienced a 5-*exo*-trig ring closure reaction with (TSPP)Rh^{III} in water with formation of the complex 7 (Table 1, entry 7). The primary alcoholic hydroxyl group could also act as the nucleophile to form the intramolecular cyclization product 8 (Table 1, entry 8). A γ -lactone containing the rhodium alkyl complex 9 was obtained from a reaction of the 3-phenyl-4-pentenoic acid substrate with a carboxylic hydroxyl nucleophile (Table 1, entry 9). It is worth noting that 2-allyl-aniline also reacted with (TSPP)Rh^{III} in an intramolecular way with the anilino group as the nucleophile (Table 1, entry 10).

Previously, we reported the reactivity of pent-4-en-1-ol in water with rhodium porphyrins, and the reaction generated an exclusively intermolecular nucleophilic attack product 13.¹¹ Comparison of entries 7 and 8 where the substrates share similar skeleton to pent-4-en-1-ol revealed the “pre-organizing” function of both phenyl and di-methyl groups which resulted in immediate intramolecular nucleophilic cyclization reaction. Although no cyclization was observed for pent-4-en-1-ol in water, reaction with (TSPP)Rh^{III} in the methanol solvent rapidly produced the intramolecular alkoxylation rhodium alkyl complex 11 without observation of the 6-*endo*-trig product (Table 1, entry 11). Similar reactivity was also observed for hex-5-en-1-ol which underwent 6-*exo*-trig cyclization to form 12 with high regioselectivity (Table 1, entry 12). The difference between the intermolecular reactivity in water lies in the nucleophilicity increase of the alcoholic hydroxyl groups in methanol where the solvation effect is lower, and that the hydrophobic porphyrin ligand was away from the hydroxyl group on the alkyl chain.

The produced metal alkyl complexes of Table 1 were generally proposed as the key intermediates in Wacker-type oxidation and hydrofunctionalization of alkenes, although only a few studies reported direct observation of the intermediate.¹⁴ Formation of a new C–O bond in these reactions was thought to occur exclusively by attack of an oxygen nucleophile onto a metal-coordinated olefin.^{1–3} Recently, migratory insertion of a C=C bond into an M–O bond was proposed as an alternative pathway.¹⁵ However, the four membered transition state of migration insertion would require unsaturation of the metal center with a vacant *cis* coordination site, which was not conveniently accessible for alkyl rhodium porphyrin complexes.^{11,16} Combined with previous studies on intermolecular (TSPP)Rh^{III} mediated aerobic oxidation of alkenes, formation of alkyl rhodium species in Table 1 was proposed to occur *via* the intramolecular nucleophilic attack towards coordinated alkenes.

Production of unsaturated heterocyclic compounds

In the absence of air, the complex 1 was spontaneously transformed to (TSPP)Rh^I and 2-methylbenzofuran over 30 min at 333 K in water (Scheme 3). The resulting product was extracted with CDCl₃ and identified by GC-MS and ¹H NMR. The



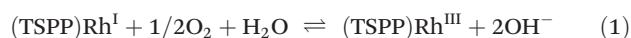
Scheme 3 Formation of heterocyclic unsaturated compounds. See Table S1 in ESI† for detailed experimental conditions and results.

product was proposed to be formed by β -hydrogen elimination of the complex 1. The stoichiometric reactivity of a series of phenyl substituted 2-allylphenol substrates was examined (Scheme 3). Reactions with (TSPP)Rh^{III} in pH 8.0 buffer solution were rapid and quantitative. The formed β -phenoxyalkyl rhodium porphyrins 2–5 underwent β -hydrogen elimination at 333 K under a nitrogen atmosphere to produce 2-methylbenzofurans quantitatively within 1 hour. The reaction exhibited good tolerance for a decent range of substituents including alkyl, alkoxy, acyl, and formyl groups.

(TSPP)Co^{III} mediated oxidative alkoxylation of alkenes

(TSPP)Rh^{III} showed an unusual pathway for oxidative alkoxylation/cyclization of alkenes in water. The cheap metal complex (TSPP)Co^{III} was a much more attractive catalyst if this complex could react in the same reactivity pattern as that of (TSPP)Rh^{III}. However, (TSPP)Co^{III} did not react with alkenes through the intermolecular pathway to form β -hydroxy alkyl cobalt porphyrins. Fortunately, the intramolecular reaction occurred rapidly. Addition of 2-allylphenol to a pH 8.0 buffer solution of (TSPP)Co^{III} immediately led to formation of the cyclization product β -phenoxyalkyl cobalt complex 14 (Table 1, entry 1). Methyl, formyl, and acyl substituted allylphenols also showed similar reactivities (Table 1, entries 2–4). Rapid formation of alkyl cobalt species 18 and 19 was also observed by a reaction of 2-methylhex-5-en-2-ol and 3-phenyl-4-pentenoic with (TSPP)Co^{III} (Table 1, entries 7 and 9). These reactions provide rare examples of Co(III) mediated oxidation of alkenes,¹⁷ since both the interaction of Co(III) with alkenes and the Co(III)–C bonding are weak, which explained the unfavorable intermolecular formation of Co^{III}–CR₂–CR₂OH. The efficient formation of complexes 14–19 through the intramolecular nucleophilic addition pathway was ascribed to the entropy-driven effect. Upon heating to 333 K, complexes 14–17 gave an oxidative cyclization product 2-methylbenzofuran as observed for 1 (Scheme 3).

The (TSPP)Rh–H species formed in elimination reactions in Scheme 3 occurs in a rapid dissociation equilibrium with (TSPP)Rh^I and H⁺. Rapid air oxidation of (TSPP)Rh^I to (TSPP)Rh^{III} completes the Wacker-type oxidation cycle which provides the potential for aerobic catalytic intramolecular cyclization of olefins with exclusive regioselectivity (eqn (1)).¹⁸



Conclusions

In summary, we have described an unusual pathway for intramolecular oxidative cyclization of substituted 2-allylphenols by (TSPP)Rh^{III} and (TSPP)Co^{III} to form 2-methylbenzofuran derivatives in water. Key intermediates β -phenoxyalkyl rhodium/cobalt porphyrin complexes were observed and characterized. A series of substrates including unsaturated alcohols, carboxylic acid, and aniline also reacted with (TSPP)-Rh^{III} to form thermally stable β -hetero-functionalized alkyl rhodium porphyrins with exclusive regioselectivity. These complexes provide valuable insights into mechanistic studies of transition metal catalyzed Wacker-type oxidation of alkenes and a novel construction protocol for heterocycle synthesis. Developing new methods for further cleavage of the Rh–C bond and Co–C bond and catalytic intramolecular oxidative cyclization of alkenes is ongoing.

Acknowledgements

This work was supported by the National Science Foundation of China (21171012).

Notes and references

- (a) J. Smidt, W. Hafner, R. Jira, R. Sieber, J. Sedlmeier and A. Sabel, *Angew. Chem., Int. Ed. Engl.*, 1962, **1**, 80; (b) J. M. Takacs and X. T. Jiang, *Curr. Org. Chem.*, 2003, **7**, 369; (c) S. S. Stahl, *Angew. Chem., Int. Ed.*, 2004, **43**, 3400; (d) T. Punniyamurthy, S. Velusamy and J. Iqbal, *Chem. Rev.*, 2005, **105**, 2329.
- (a) H. C. Kolb, M. S. VanNieuwenhze and K. B. Sharpless, *Chem. Rev.*, 1994, **94**, 2483; (b) M. Beller and J. Seayad, *Angew. Chem., Int. Ed.*, 2004, **43**, 3368; (c) E. M. McGarrigle and D. G. Gilheany, *Chem. Rev.*, 2005, **105**, 1563; (d) R. Zhang, W. Y. Yu, H. Z. Sun, W. S. Liu and C.-M. Che, *Chem. – Eur. J.*, 2002, **8**, 2495.
- (a) A. R. Chianese, J. Lee and M. R. Gagné, *Angew. Chem., Int. Ed.*, 2007, **46**, 4042; (b) B. de Bruin, P. H. M. Budzelaar and A. W. Gal, *Angew. Chem., Int. Ed.*, 2004, **43**, 4142; (c) R. Pryadun, D. Suumaran, R. Bogadi and J. D. Atwood, *J. Am. Chem. Soc.*, 2004, **126**, 12414.
- (a) K. Utimoto, *Pure Appl. Chem.*, 1983, **11**, 1845; (b) G. Zeni and R. C. Larock, *Chem. Rev.*, 2004, **104**, 2285; (c) J. P. Wolfe, *Synlett*, 2008, **19**, 2913.
- (a) F. Pohlki and S. Doye, *Chem. Soc. Rev.*, 2003, **32**, 104; (b) T. E. Mueller, K. C. Hultsch, M. Yus, F. Foubelo and M. Tada, *Chem. Rev.*, 2008, **108**, 3795; (c) K. D. Hesp and M. Stradiotto, *ChemCatChem*, 2010, **2**, 1192; (d) B. V. Popp and S. S. Stahl, *Top. Organomet. Chem.*, 2007, **22**, 149; (e) L. Hintermann, *Top. Organomet. Chem.*, 2010, **22**, 123.
- (a) T. E. Müller and M. Beller, *Chem. Rev.*, 1998, **98**, 675; (b) E. M. Beccalli, G. Brogginini, M. Martinelli and S. Sottocornola, *Chem. Rev.*, 2007, **107**, 5318.
- (a) H. Qian, X. Q. Han and R. A. Widenhoefer, *J. Am. Chem. Soc.*, 2004, **126**, 9536; (b) X. W. Li, A. R. Chianese, T. Vogel and R. H. Crabtree, *Org. Lett.*, 2005, **7**, 5437; (c) L. Coulombel, M. Rajzmann, J. M. Pons, S. Olivero and E. Duñach, *Chem. – Eur. J.*, 2006, **12**, 6356; (d) Z. Zhang and R. A. Widenhoefer, *Angew. Chem., Int. Ed.*, 2007, **46**, 283; (e) C. Liu, C. F. Bender, X. Han and R. A. Widenhoefer, *Chem. Commun.*, 2007, 3607; (f) S. Y. Seo, X. H. Yu and T. J. Marks, *J. Am. Chem. Soc.*, 2009, **131**, 263; (g) J. D. Neukom, N. S. Perch and J. P. Wolfe, *Organometallics*, 2011, **30**, 1269.
- (a) T. Hikosawa, S. Yamashita, S.-I. Murahashi and A. Sonoda, *Bull. Chem. Soc. Jpn.*, 1976, **49**, 3662; (b) T. Hosokawa, S. Miyaga, S.-I. Murahashi and A. Sonoda, *J. Org. Chem.*, 1978, **43**, 2752; (c) Y. Uozumi, K. Kat and T. Hayashi, *J. Am. Chem. Soc.*, 1997, **119**, 5063; (d) K. Muñiz, *Adv. Synth. Catal.*, 2004, **346**, 1425; (e) T. Hayashi, K. Yamasaki, M. Mimura and Y. Uozumi, *J. Am. Chem. Soc.*, 2004, **126**, 3036; (f) R. I. McDonald, G. Liu and S. S. Stahl, *Chem. Rev.*, 2011, **111**, 2981.
- (a) B. R. James and D. V. Stynes, *J. Chem. Soc., Chem. Commun.*, 1972, 1261; (b) B. B. Wayland, B. A. Woods and R. Pierce, *J. Am. Chem. Soc.*, 1982, **104**, 302; (c) Y. Aoyama, T. Yoshida and H. Ogoshi, *Organometallics*, 1986, **5**, 168; (d) J. E. Anderson, C. L. Yao and K. M. Kadish, *J. Am. Chem. Soc.*, 1991, **113**, 5305; (e) J. P. Collman and R. Boulatov, *Inorg. Chem.*, 2001, **40**, 560; (f) X. Fu and B. B. Wayland, *J. Am. Chem. Soc.*, 2005, **127**, 16460; (g) X. Fu, S. Li and B. B. Wayland, *J. Am. Chem. Soc.*, 2006, 549; (h) K. S. Chan, X. Z. Li, W. I. Dzik and B. de Bruin, *J. Am. Chem. Soc.*, 2008, **130**, 2051; (i) C.-M. Che and J.-S. Huang, *Chem. Commun.*, 2009, 3996.
- M. S. Sanford and J. T. Groves, *Angew. Chem., Int. Ed.*, 2004, **43**, 588.
- (a) J. Zhang, S. Li, X. Fu and B. B. Wayland, *Dalton Trans.*, 2009, 3661; (b) J. Zhang, B. B. Wayland, L. Yun, S. Li and X. Fu, *Dalton Trans.*, 2010, **39**, 477; (c) B. Wu, J. Zhang, L. Yun and X. Fu, *Dalton Trans.*, 2011, **40**, 2213.
- (a) K. Hori, H. Kitagawa, A. Miyoshi, T. Ohta and I. Furukawa, *Chem. Lett.*, 1998, **11**, 1083; (b) T. Mitsudome, T. Umetani, N. Nosaka, K. Mori, T. Mizugaki, K. Ebitani and K. Kaneda, *Angew. Chem., Int. Ed.*, 2006, **45**, 481.
- Reaction of (TSPP)Rh^{III} and allylbenzene was performed in H₂O. The formed product ((TSPP)Rh–CH₂CH(OH)–CH₂C₆H₅) was purified and dissolved in anhydrous DMSO-*d*₆ to observe the β -hydroxyl resonance (0.04 ppm, d, ³J_{H-H} = 5.6 Hz). Similar workup was used for 2-allylphenol and no hydroxyl signal was observed in the ¹H NMR spectrum of **1** in DMSO-*d*₆.
- (a) K. A. Woerpel and R. G. Bergman, *J. Am. Chem. Soc.*, 1993, **115**, 1888; (b) C. Hahn, *Chem. – Eur. J.*, 2004, **10**, 5888.
- P. S. Hanley and J. F. Hartwig, *Angew. Chem., Int. Ed.*, 2013, **52**, 8510.
- (a) J. P. Collman, A. S. Chien, T. A. Eberspacher and J. I. Brauman, *J. Am. Chem. Soc.*, 1998, **120**, 425; (b) I. H. Grate and G. N. Schrauzer, *J. Am. Chem. Soc.*, 1979,

- 101**, 4601; (c) G. N. Schrauzer and I. H. Grate, *J. Am. Chem. Soc.*, 1981, **103**, 541; (d) K. W. Mak and K. S. Chan, *J. Am. Chem. Soc.*, 1998, **120**, 9686; (e) K. W. Mak, F. Xue, T. C. W. Mak and K. S. Chan, *J. Chem. Soc., Dalton Trans.*, 1999, 3333; (f) S. K. Yeung and K. S. Chan, *Organometallics*, 2005, **24**, 2561.
- 17 (a) H. Sugimoto, M. Nagano, Z. Yoshida and H. Ogoshi, *Chem. Lett.*, 1980, **9**, 521; (b) M. T. Reetz and K. Töllner, *Tetrahedron Lett.*, 1995, **36**, 9461; (c) T. Hayashi, K. Okazaki, N. Urakawa, H. Shimakoshi, J. L. Sessler, E. Vogel and Y. Hisaeda, *Organometallics*, 2001, **20**, 3074.
- 18 X. Fu and B. B. Wayland, *J. Am. Chem. Soc.*, 2004, **126**, 2623.