

One-pot three-component sulfone synthesis
exploiting palladium-catalysed aryl halide
aminosulfonylation†Charlotte S. Richards-Taylor,^a David C. Blakemore^b and Michael C. Willis^{*a}Cite this: *Chem. Sci.*, 2014, 5, 222Received 20th August 2013
Accepted 3rd October 2013

DOI: 10.1039/c3sc52332b

www.rsc.org/chemicalscience

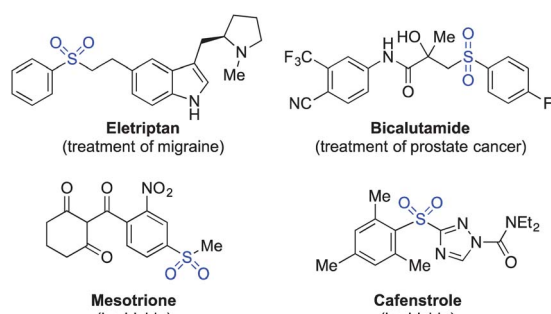
Introduction

The distinctive structural and electronic features present in sulfones have resulted in these unique functional groups being imbedded in a number of important pharmaceutical and agrochemical molecules. For example, molecules used against medical indications as diverse as migraine and prostate cancer, or as the herbicides mesotrione and cafenstrole, all feature aryl sulfone units (Scheme 1).¹ The variety of chemical reactivity possible with a sulfone group means that they also serve as versatile intermediates

in many synthetic routes.² This combination of significant biological activity and compelling synthetic utility has resulted in the development of a number of methods for sulfone preparation. They are most commonly synthesised either by oxidation of the corresponding sulfide or sulfoxide,³ or by alkylation of a sulfinate salt.⁴ Both methods suffer drawbacks: for oxidative methods, the substrate scope is limited to molecules devoid of oxidation-sensitive functional groups. In addition, the ultimate starting material is often a thiol, many of which are foul-smelling, and there is limited commercial availability for alkenyl- or heteroaryl variants. Sulfinate salts have very limited commercial availability, and are usually prepared from the corresponding sulfonyl chloride.⁵ However, sulfonyl chlorides themselves can require multi-step procedures, which often feature harsh reaction conditions.⁶

Despite the limitations presented above, sulfone synthesis based on the combination of a sulfinate anion with a carbon-centered electrophile (for example, **1** → **2**, Scheme 2) remains a potentially attractive route to these valuable molecules, due in particular to the wide range of electrophiles that can be employed successfully.^{4,7} We believed the main challenge in delivering a more useful variant of these transformations was to develop a sulfinate based route that avoids the necessity of a sulfonyl chloride intermediate, and the use of harsh reaction conditions.

We were aware of a number of reports that had demonstrated the effective formation of metal sulfonates from a variety of *N*-aminosulfonamide derivatives; for example, Dornow and Bartsch had shown that *N,N,N'*-trialkyl aminosulfonamides could be converted into sodium sulfonates under the action of sodium isopropoxide at ambient temperature (**3** → **4**, Scheme 2).⁸ In addition, various *N,N'*-dialkyl aminosulfonamides have also been converted into the corresponding sodium sulfonates under the action of base,⁹ as have unsubstituted sulfonylhydrazides.¹⁰ Our

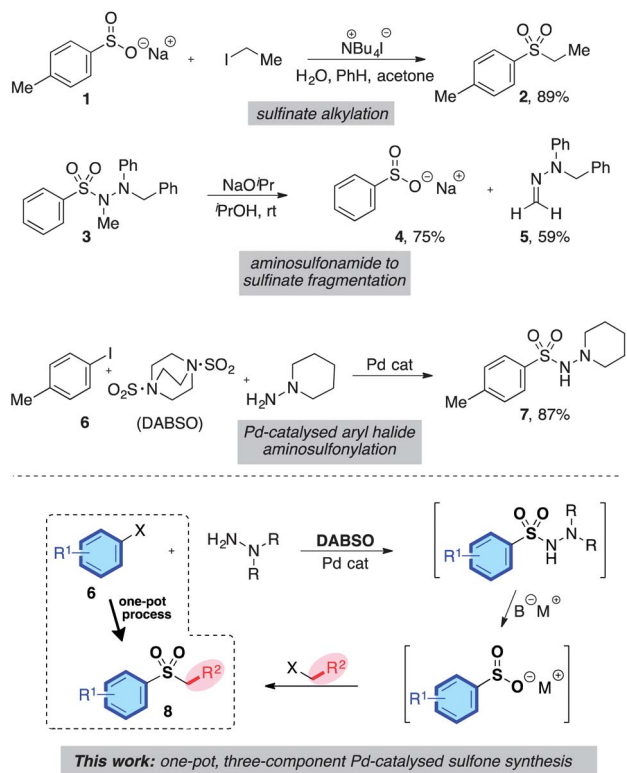


Scheme 1 Representative biologically active aryl sulfones.

^aDepartment of Chemistry, University of Oxford, Chemistry Research Laboratory, Mansfield Road, Oxford, OX1 3TA, UK. E-mail: michael.willis@chem.ox.ac.uk; Fax: +44 (0)1865 285002; Tel: +44 (0)1865 285126

^bNeusentis Chemistry, Pfizer Worldwide Research and Development, The Portway Building, Granta Park, Cambridge, CB21 6GS, UK

† Electronic supplementary information (ESI) available: Experimental procedures and accompanying spectra. See DOI: 10.1039/c3sc52332b



Scheme 2 The origin of a one-pot, three-component sulfone synthesis.

laboratory has recently reported the palladium-catalysed formation of *N,N'*-dialkyl aminosulfonamides from the combination of aryl halides, an SO₂-surrogate (DABSO), and *N,N'*-dialkylhydrazines (for example, **6** → **7**, Scheme 2).¹¹ This process was also effective for heteroaryl- and alkenyl halide substrates. Given the mild reaction conditions employed in the three key transformations – catalytic aminosulfonamide synthesis, aminosulfonamide to sulfinate degradation, and sulfinate alkylation – combined with the excellent availability of aryl halide substrates, we were attracted to the possibility of developing a one-pot sulfone synthesis based on the merger of these three transformations (**6** → **8**, Scheme 2).

Results and discussion

In developing the proposed route to sulfones we first elected to explore the conditions necessary for sulfinate generation and electrophile-trapping using pre-formed aminosulfonamides (Table 1). Literature precedent suggested that degradation of trialkyl aminosulfonamides could be achieved more readily and under milder reaction conditions than decomposition of the corresponding dialkyl-derivatives.^{8,9} Accordingly, we explored the alkylation/degradation of dialkyl aminosulfonamide **9a** using a variety of weak bases and solvents, and employing benzyl bromide as the electrophile; the alkylating reagent was present from the start of the reaction with the expectation that the trialkylated aminosulfonamide would be generated *in situ*. As can be seen from Table 1, after evaluating a variety of solvent, base and temperature combinations,

Table 1 Optimisation of the reaction conditions for the conversion of *N*-aminosulfonamide **9a** to sulfone **10a**^a

Entry	Solvent	Base equiv.	BnBr equiv.	Temp. (°C)	Yield ^b (%)	
					10	11
1	Methanol	Cs ₂ CO ₃ (2)	6	70	55 ^c	55 ^c
2	Ethanol	Cs ₂ CO ₃ (2)	2	70	85	87
3	Ethanol	Cs ₂ CO ₃ (2)	2	90	99	98
4	Toluene	Cs ₂ CO ₃ (2)	2	110	95	96
5	Dioxane	Cs ₂ CO ₃ (2)	2	100	98	94
6	Dioxane	K ₂ CO ₃ (2)	2	100	98 ^d	95 ^d
7	Dioxane	K ₂ CO ₃ (1)	2	100	74	67
8	Dioxane	K ₂ CO ₃ (2)	1	100	42	38
9	Dioxane	—	2	100	0	0

^a Reaction conditions: (i) *N*-aminosulfonamide (1 equiv.), BnBr, base, 16 h, solvent [0.3 M]. ^b Determined by ¹H NMR spectroscopy. ^c Isolated yield. ^d 30 min reaction time.

efficient formation of sulfone **10a** could be achieved using either Cs₂CO₃ or K₂CO₃ as a base in 1,4-dioxane at 100 °C, in combination with two equivalents of benzyl bromide. The by-product from these reactions was hydrazone **11**; supporting the proposed *in situ* formation of a trialkyl aminosulfonamide intermediate.¹² Control experiments established that conversion of dialkyl aminosulfonamide **9a** to the corresponding sulfinate in the absence of an alkylating reagent was less efficient. For example, after 1 h reaction at 100 °C with two equivalents of K₂CO₃, only unreacted aminosulfonamide was returned, and after 8 h a 40% conversion to the sulfinate salt was observed by ¹H NMR spectroscopy. Complete conversion was observed after 16 h. In comparison, reaction with two equivalents of benzyl bromide present in the flask allowed full conversion to the sulfone to be achieved after only 30 minutes reaction.

Using the reaction conditions developed in Table 1, a range of alternative electrophiles were combined with a small selection of *N*-aminosulfonamides to deliver the corresponding sulfones in good to excellent yields (Method I, Table 2). Despite the sulfinate anion being an ambident nucleophile, sulfinate ester products (**10'**), resulting from alkylation at an O-atom as opposed to the desired S-atom, were only observed for the alkyl iodide examples (entries 2, 3 and 8) and even in these cases in less than 10% yield.¹³

Given the requirement to form a trialkyl aminosulfonamide *in situ*, the methodology as presented is limited to electrophiles that can undergo the necessary *N*-alkylation reaction. For example, generation of a diaryl sulfone either by an S_NAr reaction with an aryl fluoride, or by reaction with an iodonium salt, was expected to be challenging. As the decomposition of dialkyl aminosulfonamides by K₂CO₃ alone is slow, a procedure was



Table 2 Scope of electrophiles employed in the sulfone synthesis from dialkyl-*N*-aminosulfonamides^a

Entry	R ¹	R ² -X	Product	Yield ^{b,c}	
				Method I	Method II
1	Me	Me-I		77% ^d	—
2	Me	Pr-I		61% (5%) ^e	—
3	Me	Hex-I		67% (8%)	—
4	Me	Bn-Br		92%	—
5	Me	Bn-Cl		69%	—
6	OEt	Bn-Br		94%	—
7	CF ₃	Bn-Br		70%	—
8	Me	ⁱ Pr-I		47% (7%)	44% (5%)
9	Me			51%	58%
10	Me	Br-CH ₂ -CH ₂ -Br		18% ^f	53% ^f
11	Me			0%	40%
12	Me			20%	59%

^a Reaction conditions: Method I; *N*-aminosulfonamide (1 equiv.), R²X (2 equiv.), K₂CO₃ (2 equiv.), 100 °C, 1,4-dioxane [0.3 M], 1–16 h. Method II; *N*-aminosulfonamide (1 equiv.), BnBr (0.95 equiv.), K₂CO₃ (2 equiv.), 50 °C, 1,4-dioxane [0.3 M], 1 h, then R²X (1.5 equiv.), 100 °C, 15 h.

^b Isolated yields. ^c Number in parentheses corresponds to the sulfinate ester. ^d 6 equiv. of MeI. ^e Conversion determined by ¹H NMR spectroscopy. ^f Et₃N (1 equiv.) added after 1 h.

sought that would provide faster generation of the sulfinic acid that could then react with the desired electrophile. We found that a solution was to employ benzyl bromide as a sacrificial

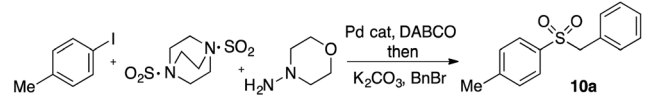
electrophile that could be added to give controlled generation of the sulfinate salt, and then a second, different electrophile could be added to the reaction mixture to be incorporated into



the sulfone product. In practice, after 1 h reaction at 50 °C with 0.95 equivalents of benzyl bromide and two equivalents of base, analysis of the crude reaction mixture showed formation of the sulfinate salt and hydrazone by-product. A second electrophile was then added and the temperature increased to 100 °C to give solely the sulfone incorporating the second electrophile. This method (Method II, Table 2) was explored with a small number of electrophiles that had previously given lower yields using Method I. Although little or no improvement was observed for entries 8 or 9, in which secondary and tertiary alkyl iodides were employed, Method II gave a much cleaner reaction and a significant improvement in yield for the synthesis of an α,β -unsaturated sulfone (entry 10) and the aryl sulfones (entry 11 and 12) formed by reaction with an electron-poor aryl fluoride^{7b} and an iodonium salt,^{7c,d} respectively. For entries 8–12, in which only moderate yields of the sulfones were obtained, the remainder of the mass balance was predominantly un-reacted sulfinate anion, presumably due to the lower reactivity of this series of electrophiles.

Having established two complementary methods for the degradation and functionalization of dialkyl aminosulfonamides, the next task was the development of one-pot reaction conditions to synthesise the sulfone directly from the aryl-, heteroaryl- or alkenyl iodides. 4-Iodotoluene was selected as the test substrate, and was employed in the palladium-catalysed aminosulfonylation reaction, and after 16 h, K₂CO₃ and benzyl bromide were added. The highest yield of sulfone achieved using this method was 57% (entry 1, Table 3), despite a large excess (4 equiv.) of benzyl bromide and base being used. Sulfinate salts are known to have a low solubility in organic solvents, and as such, literature precedent suggests that polyethylene glycol, DMSO and DMF are good solvents for sulfone formation from the sulfinate salt.^{7g,14}

Table 3 Optimisation of the one-pot conditions for conversion of 4-iodotoluene to sulfone **10a**^a



Entry	K ₂ CO ₃ equiv.	BnBr equiv.	Co-solvent ^b	Yield ^c (%)
1	4	4	—	57
2	4	4	EtOH	10 ^d
3	2.5	2.5	PEG-400	0 ^d
4	2.5	2.5	Diglyme	0 ^d
5	2.5	2.5	DMSO	15 ^d
6	2.5	2.5	DMF	15 ^d
7	4	4	H ₂ O	80
8	2	2	H ₂ O	87 ^e
9	2.5	2.5	H ₂ O	91 ^{e,f}

^a Reaction conditions: 4-iodotoluene (1 equiv.), Pd(OAc)₂ (10 mol%), P^tBu₃·HBF₄ (20 mol%), 4-aminomorpholine (1.5 equiv.), DABSO (0.6 equiv.), DABCO (0.5 equiv.), 70 °C, 16 h, 1,4-dioxane, [0.3 M]; then BnBr, K₂CO₃, 20 h, 100 °C. ^b 0.5 mL of added solvent. ^c Isolated yield. ^d Determined by ¹H NMR spectroscopy. ^e Second step; 1.2 equiv. of *N*-aminomorpholine employed and heated to 90 °C. ^f 5 h for second step.

Unfortunately, addition of these solvents for the alkylation step resulted in a significant drop in conversion to the desired sulfone (entries 2–6). Pleasingly, the addition of water,¹⁵ together with a slight modification to the first, palladium-catalysed step, in which the amount of aminomorpholine was slightly reduced (to 1.2 equiv.), allowed a 91% isolated yield of the sulfone (**10a**) to be realised (entry 9). These optimised reaction conditions employed 2.5 equivalents of both benzyl bromide and base (entry 9), and the total reaction time for this one-pot process was 21 hours. Reduction of the reaction temperature to 90 °C was necessary to prevent hydrolysis of benzyl bromide which occurred at 100 °C.

With the optimised conditions in hand, benzyl bromide was reacted with a range of halide coupling partners (Table 4). As described in previous reports from our laboratory, slower reacting substrates, such as those with electron-withdrawing groups, were found to give improved yields when extra DABSO (1.1 equiv. total) was employed.^{11a,c} Aryl iodides with neutral and electron-donating substituents gave excellent yields of the desired sulfones (entries 1–14, Table 4); however, when an aryl bromide was used as the coupling partner, in place of the corresponding iodide, a reduced yield was obtained and reflects the lower reactivity of aryl bromides in the Pd-catalysed aminosulfonylation step (entry 8).^{11a,c} Substrates with *ortho*-substituents were well tolerated (entries 6 and 11). Aryl iodides with electron-withdrawing groups (entries 15 and 16) gave lower yields; we attributed this to stabilisation of the sulfinate salt consequently reducing their reactivity towards the electrophile. Entry 16 demonstrates that an aryl chloride substituent remains intact during the transformation and so can potentially be used as a handle for subsequent functionalization of the product. Heteroaryl iodides gave moderate yields, which is in agreement with the yields obtained in the parent *N*-aminosulfonamide forming reactions (entries 17–20).^{11a,c} Pleasingly, alkenyl iodides gave the corresponding sulfones in moderate to good yields (entries 21–23). That sulfide (entry 12), amine (entries 13 and 14) and olefin (entries 21–23) functionalities were employed without issue, highlights the tolerance of the process to oxidation-sensitive functional groups. 4-Aminomorpholine was employed as the standard hydrazine component in all of the examples discussed above; however, alternative hydrazines are also viable, for example, entry 9 was also performed using 1-aminopiperidine with almost identical results.

We next investigated the scope of the electrophilic component. 1-Ethoxy-4-iodotoluene was used as the standard aryl halide, and Method I or II (see Table 2) was employed, as appropriate. A range of benzylic bromides could all be incorporated using Method I (entries 1–3). Allylic bromides delivered higher yields of the desired sulfones when Method II was utilized (entries 4 and 5), as did cyclohexene oxide (entry 6).^{7f,g} Alkyl iodides (entries 7 and 8) gave reasonable yields, although interestingly side-products corresponding to the derived sulfinate esters were not observed (*cf.* Table 2). Under the mild aqueous basic conditions, the ester group incorporated in entry 9 was tolerated well. Implementing Method II allowed an electron-poor aryl fluoride to be employed as the electrophile, delivering a diaryl sulfone product, albeit in low yield (Table 5, entry 10).^{7b,16}



Table 4 Scope of aryl halide employed in the one-pot palladium-catalysed conversion of aryl-, heteroaryl- or alkenyl halides to the corresponding sulfone^a

Entry	Aryl halide	Product	Yield ^b
1			91%
2			65% ^c
3			87%
4			78% ^c
5			72% ^c
6			88%
7			87%
8			46%
9			90% (75%) ^d (88%) ^e
10			87%
11			75% ^c
12			89%
13			57%

Table 4 (Contd.)

Entry	Aryl halide	Product	Yield ^b
14			74%
15			42% ^c
16			67% ^c
17			62% ^c
18			64% ^c
19			70% ^c
20			36% ^c
21			46% ^c
22			87% ^c
23			81% ^c

^a Reaction conditions: 4-iodotoluene (1 equiv.), Pd(OAc)₂ (10 mol%), P^tBu₃·HBF₄ (20 mol%), 4-aminomorpholine (1.2 equiv.), DABSO (0.6 equiv.), DABCO (0.5 equiv.), 70 °C, 16 h, 1,4-dioxane, [0.3 M]; then K₂CO₃ (2.5 equiv.), BnBr (2.5 equiv.), water (0.5 mL), 90 °C, 5–20 h.

^b Isolated yield. ^c DABSO (1.1 equiv.) used; no DABCO. ^d BnCl (2.5 equiv.) used in place of BnBr. ^e 1-Aminopiperidine (1.2 equiv.) used in place of 4-aminomorpholine.

Palladium-catalysed syntheses of *N*-aminosulfonamides have also been achieved from aryl halides by employing a potassium metabisulfite/tetrabutylammonium bromide combination in place of DABSO,^{17a} and from aryl boronic acids and DABSO under oxidative conditions;^{17b} both of these



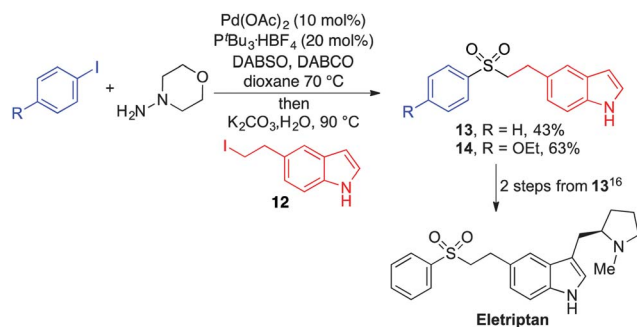
Table 5 Scope of electrophiles employed in the one-pot synthesis of sulfones using 4-ethoxyiodobenzene^a

<div><p>$\text{Pd}(\text{OAc})_2$ (10 mol%) $\text{P}^t\text{Bu}_3\text{HBF}_4$ (20 mol%) DABCO dioxane 70 °C then Method I (R-X) or Method II (R-X)</p></div>			<div></div> 10	
			Yield ^b	
Entry	Electrophile	Product	Method I	Method II
1	<div></div>	<div> 10ae</div>	91%	—
2	<div></div>	<div> 10af</div>	90%	—
3	<div></div>	<div> 10ag</div>	93%	—
4	<div></div>	<div> 10ah</div>	51%	83%
5	<div></div>	<div> 10ai</div>	—	55%
6	<div></div>	<div> 10aj</div>	35%	75%
7	<div></div>	<div> 10ak</div>	55%	—
8	<div></div>	<div> 10al</div>	63%	—
9	<div></div>	<div> 10am</div>	57%	—
10	<div></div>	<div> 10an</div>	—	35%

^a Reaction conditions: 1-ethoxy-4-iodobenzene (1 equiv.), Pd(OAc)₂ (10 mol%), P^tBu₃·HBF₄ (20 mol%), 4-aminomorpholine (1.2 equiv.), DABSO (0.6 equiv.), DABCO (0.5 equiv.), 70 °C, 16 h, 1,4-dioxane, [0.3 M]; then Method I: K₂CO₃ (2.5 equiv.), RX (2.5 equiv.), water (0.5 mL), 90 °C, 5–20 h; or Method II: K₂CO₃ (2.5 equiv.), BnBr (0.95 equiv.), 90 °C, 1 h, water (0.5 mL), then RX (2 equiv.), 19 h. ^b Isolated yield.

protocols were also amenable to the developed one-pot sulfone synthesis.¹⁸

To demonstrate the utility of our aryl-alkyl sulfone methodology, an intermediate to Eletriptan (trade name Relpax, marketed and manufactured by Pfizer) was synthesised by the

**Scheme 3** Synthesis of an intermediate towards the preparation of Eletriptan.

coupling of an appropriately 5-substituted indole (12), commercially available iodobenzene and DABSO (Scheme 3). Eletriptan can be prepared from sulfone 13 using two established transformations.¹⁹

Conclusions

We have shown that a wide range of sulfones can be successfully synthesised using a one-pot three-component system that combines aryl-, heteroaryl- or alkenyl iodides with a SO₂-surrogate (DABSO) and a range of C-electrophiles. The key sulfonyl unit is introduced using a Pd-catalysed aminosulfonylation process, delivering an *N*-aminosulfonamide intermediate, which is primed for degradation to the corresponding sulfinate salt; subsequent electrophilic trapping delivers the required sulfones. The methodology tolerates a broad range of functionality on both coupling partners, including oxidation-sensitive functional groups. This new methodology avoids the use of thiol starting materials and oxidative transformations.

Acknowledgements

The authors gratefully acknowledge the EPSRC and Pfizer for funding of this work.

Notes and references

- (a) P. Tfelt-Hansen, P. De Vries and P. R. Saxena, *Drugs*, 2000, **60**, 1259; (b) P. F. Schnellhammer, *Expert Opin. Pharmacother.*, 2002, **3**, 1313; (c) G. Mitchell, D. W. Bartlett, T. E. M. Fraser, T. R. Hawkes, D. C. Holt, J. K. Townson and R. A. Wichert, *Pest Manage. Sci.*, 2001, **57**, 120; (d) P. Boger, *J. Pestic. Sci.*, 2003, **28**, 324.
- N. S. Simpkins, *Sulfones in Organic Synthesis*, Pergamon Press, Oxford, 1993.
- (a) B. M. Trost and R. Braslau, *J. Org. Chem.*, 1988, **53**, 532; (b) K. Sato, M. Hyodo, M. Aoki, X.-Q. Zheng and R. Noyori, *Tetrahedron*, 2001, **57**, 2469.
- (a) J. K. Crandall and C. Pradat, *J. Org. Chem.*, 1985, **50**, 1327; (b) Y. Ju, D. Kumar and R. S. Varma, *J. Org. Chem.*, 2006, **71**, 6697.
- W. E. Truce and A. M. Murphy, *Chem. Rev.*, 1951, **48**, 69.
- (a) S. Fujita, *Synthesis*, 1982, 423; (b) A. Barco, S. Benetti, G. P. Pollini and R. Taddia, *Synthesis*, 1974, 877.



- 7 (a) B. Das, M. Lingaiah, K. Damodar and N. Bhunia, *Synthesis*, 2011, 2941; (b) A. Ulman and E. Urankar, *J. Org. Chem.*, 1989, **54**, 4691; (c) N. Umierski and G. Manolikakes, *Org. Lett.*, 2013, **15**, 188; (d) F.-Y. Wang, Z.-C. Chen and Q.-G. Zheng, *J. Chem. Res., Synop.*, 2003, **10**, 620; (e) N. Suryakiran, T. Srikanth Reddy, K. Ashalatha, M. Lakshman and Y. Venkateswarlu, *Tetrahedron Lett.*, 2006, **47**, 3853; (f) S. Narayana Murthy, B. Madhav, V. Prakash Reddy, K. Rama Rao and Y. V. D. Nageswar, *Tetrahedron Lett.*, 2009, **50**, 5009; (g) A. K. Maiti and P. Bhattacharyya, *Tetrahedron*, 1994, **50**, 10483.
- 8 A. Dornow and W. Bartsch, *Liebigs Ann. Chem.*, 1957, **602**, 23.
- 9 (a) B. F. Powell, C. G. Overberger and J. P. Anselme, *J. Heterocycl. Chem.*, 1983, **20**, 121; (b) P. Carter and T. S. Stevens, *J. Chem. Soc.*, 1961, 1743; (c) D. M. Lemal, T. W. Rave and S. D. McGregor, *J. Am. Chem. Soc.*, 1963, **85**, 1944; (d) D. M. Lemal, F. Menger and E. Coats, *J. Am. Chem. Soc.*, 1964, **86**, 2395; (e) L. A. Carpino, *Chem. Ind.*, 1957, 172; (f) L. A. Carpino, *J. Am. Chem. Soc.*, 1957, **79**, 4427; (g) W. Baker, J. F. W. McOmie and D. R. Preston, *J. Chem. Soc.*, 1961, 2971.
- 10 R. Ballini, E. Marcantoni and M. Petrini, *Tetrahedron*, 1989, **45**, 6791.
- 11 (a) B. Nguyen, E. J. Emmett and M. C. Willis, *J. Am. Chem. Soc.*, 2010, **132**, 16372; (b) H. Woolven, C. González-Rodríguez, I. Marco, A. L. Thompson and M. C. Willis, *Org. Lett.*, 2011, **13**, 4876; (c) E. J. Emmett, C. S. Richards-Taylor, B. Nguyen, A. Garcia-Rubia, B. R. Hayter and M. C. Willis, *Org. Biomol. Chem.*, 2012, **10**, 4007.
- 12 Experiments performed at lower temperatures (40–50 °C) allowed the presumed trialkyl aminosulfonamide intermediate to be observed in a crude ¹H NMR spectrum (see ESI† for details).
- 13 J. S. Meek and J. S. Fowler, *J. Org. Chem.*, 1968, **33**, 3422.
- 14 (a) K. Sukata, *Bull. Chem. Soc. Jpn.*, 1984, **57**, 613; (b) Z.-H. Guan, W. Zuo, L.-B. Zhao, Z.-H. Ren and Y.-M. Liang, *Synthesis*, 2007, 1465; (c) C. Caupène, C. Martin, M. Lemarié, S. Perrio and P. Metzner, *J. Sulfur Chem.*, 2009, **30**, 338.
- 15 N. Chumachenko and P. Sampson, *Tetrahedron*, 2006, **62**, 4540.
- 16 For recent examples of reactions of sulfinate anions with electron-poor arenes, see ref. 7b and; (a) J. Zou, F. Li and F. G. Tao, *Chin. Chem. Lett.*, 2009, **20**, 17; (b) I. Bruce, M. Akhlaq, G. C. Bloomfield, E. Budd, B. Cox, B. Cuenoud, P. Finan, P. Gedeck, J. Hatto, J. F. Hayler, D. Head, T. Keller, L. Kirman, C. Leblanc, D. Le Grand, C. McCarthy, D. O'Connor, C. Owen, M. S. Oza, G. Pilgrim, N. E. Press, L. Sviridenko and L. Whitehead, *Bioorg. Med. Chem. Lett.*, 2012, **22**, 5445.
- 17 (a) S. Ye and J. Wu, *Chem. Commun.*, 2012, **48**, 10037; (b) S. Ye and J. Wu, *Chem. Commun.*, 2012, **48**, 7753.
- 18 See ESI for details.†
- 19 M. R. Pullagurla, J. B. Rangisetty, N. Naidu, N. Maddela, R. Nagarapu and P. R. Polagani, *P. R. PCT Int. Appl.*, 2010049952, 2010.

