



Cite this: *Chem. Soc. Rev.*, 2015, **44**, 6375

Received 24th April 2015

DOI: 10.1039/c5cs00339c

www.rsc.org/chemsocrev

Synthetic chemistry with nitrous oxide

Kay Severin

This review article summarizes efforts to use nitrous oxide (N_2O , 'laughing gas') as a reagent in synthetic chemistry. The focus will be on reactions which are carried out in homogeneous solution under (relatively) mild conditions. First, the utilization of N_2O as an oxidant is discussed. Due to the low intrinsic reactivity of N_2O , selective oxidation reactions of highly reactive compounds are possible. Furthermore, it is shown that transition metal complexes can be used to catalyze oxidation reactions, in some cases with high turnover numbers. In the final part of this overview, the utilization of N_2O as a building block for more complex molecules is discussed. It is shown that N_2O can be used as an N-atom donor for the synthesis of interesting organic molecules such as triazenes and azo dyes.

1 Introduction

Since its discovery in 1772 by Joseph Priestley, nitrous oxide has had a remarkable career.¹ First, it became a popular recreational drug among the British upper class. In the second part of the 19th century, N_2O was employed as an anesthetic by dentists. This application is less common today, but in some countries, N_2O is given as a pain relief during childbirth.² Very preliminary results indicate that N_2O could be used as a drug for patients with treatment-resistant depression.³ More technical applications include its utilization as a whipping agent for cream or as a fuel additive for rockets and motors.¹ But there is also a 'dark side' of N_2O , and that is its environmental impact. In fact, N_2O has been identified as the most potent ozone-depleting substance emitted in the 21st century.⁴ In addition, N_2O is a very effective greenhouse gas.⁵ The concentration of N_2O in the atmosphere is increasing, and human activities contribute significantly to N_2O emissions.⁵ The extensive use of fertilizers fosters the formation of N_2O during enzymatic nitrification and denitrification.⁶ Furthermore, there are industrial processes in which N_2O is produced as side product, and part of this N_2O is still released in the atmosphere.⁷

For a synthetic chemist, N_2O is of interests because it is a very strong oxidant from a thermodynamic point of view.⁸ Oxidation reactions typically result in the release of dinitrogen, which is an environmentally benign side product. However, reactions with N_2O are hampered by the highly inert character of this gas. The utilization of high pressure and temperature in combination with heterogeneous catalysts allows performing oxidation reactions with N_2O . These kinds of reactions have been summarized before,⁹ and they are not discussed in this

overview. Instead, the focus will be on reactions which are carried out in homogeneous solution under (relatively) mild conditions. As described in Section 2, N_2O can be used as a very selective oxidant for highly reactive compounds such as disilenes or low-valent metallocenes. Transition metal-catalyzed oxidation reactions are also possible (Section 3), and recent results have shown that high turnover numbers can be achieved.

Another interesting avenue is the utilization of N_2O as a nitrogen atom donor for the synthesis of more complex organic molecules. Since many years, it is known that reactions of N_2O with organometallic reagents can give nitrogen-containing products. However, efficient synthetic procedures which employ N_2O as N-atom donor have only been discovered recently. Section 4 provides an overview of these transformations.

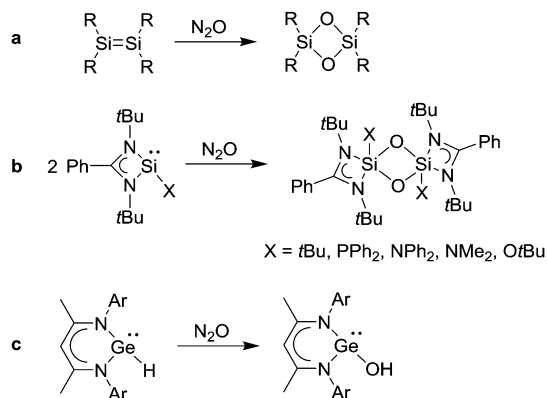
To better define the scope of this review article, it should be noted that the extensive bioinorganic chemistry of N_2O will not be discussed. For a description of the ligand properties of N_2O , the reader is referred to an excellent review article by Tolman.¹⁰

2 N_2O as O-atom donor

Chemical reactions with N_2O typically proceed *via* oxygen atom transfer and release of N_2 . Due to the very inert character of N_2O , only highly reactive compounds are able to react with N_2O under mild conditions. For plain organic compounds such as olefins, on the other hand, rather harsh conditions are required. For example, it is possible to perform a solution-based oxidation of cyclohexene and cyclopentene to the corresponding cyclic ketones, but temperatures above 200 °C and elevated pressures (>25 bar) are needed to achieve good conversions.^{11,12}

The low intrinsic reactivity of N_2O can be advantageous because it allows performing very selective oxidation reactions,

Institut des Sciences et Ingénierie Chimiques, Ecole Polytechnique Fédérale de Lausanne (EPFL), 1015 Lausanne, Switzerland. E-mail: kay.severin@epfl.ch; Fax: +41-21-693-9305



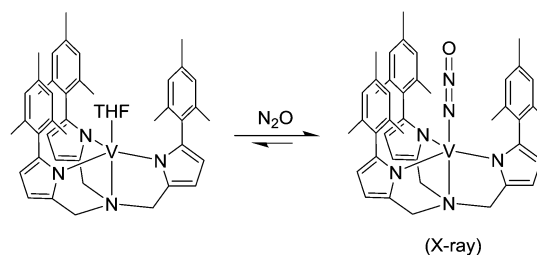
Scheme 1 Oxidation of low-valent silicon and germanium compounds with N_2O .

which would be difficult to achieve with other oxidants such as O_2 . Selective O-atom transfer reactions with N_2O have been used in particular in the context of synthetic inorganic chemistry. Low valent silicon compounds are suited substrates. For example, N_2O has been used to oxidize disilenes (Scheme 1a),¹³ silanimines,¹⁴ silaethenes,¹⁵ silylenes (Scheme 1b),¹⁶ and carbene-stabilized $\text{Si}(0)$ compounds.¹⁷ It is worth noting that a metallocosilylene¹⁸ and an osmium silylene complex¹⁹ were also found to react with N_2O . Recently, it was shown that low-valent germanium compounds can be oxidized with N_2O as well.²⁰ A β -diketiminato germanium(II) hydride, for example, was converted into a hydroxide compound (Scheme 1c),^{20b} and donor-stabilized germylenes were oxidized to give germanones.^{16a,20a,c} Other main group compounds which react with N_2O under mild conditions are basic phosphines,^{21,22} methylenetriphenylphosphorane ($\text{PPh}_3=\text{CH}_2$),²³ sodium sulphite,²⁴ and boranes.²⁵ However, these reactions are less interesting from a synthetic point of view.

Reaction of transition metal complexes with N_2O are hampered by the fact that N_2O is a very poor ligand.¹⁰ Accordingly, there are very few well-characterized $\text{L}_n\text{M}(\text{N}_2\text{O})$ complexes described in the literature.^{26–28} A first example was reported by Armor and Taube in 1969.²⁶ They showed that N_2O can displace the water ligand in $[\text{Ru}(\text{NH}_3)_5(\text{OH}_2)]^{2+}$ to give the adduct $[\text{Ru}(\text{NH}_3)_5(\text{N}_2\text{O})]^{2+}$ in a reversible fashion. Despite this early success, it was not until recently that a high-resolution crystallographic analysis of an N_2O vanadium complex was reported (Scheme 2).^{28,29} As in the case of $[\text{Ru}(\text{NH}_3)_5(\text{N}_2\text{O})]^{2+}$, the coordination of N_2O is weak and ligand release is triggered by applying a vacuum. The intermediate formation of an osmium- N_2O complex was proposed for the reaction of $(\text{PNP})\text{OsH}_3$ ($\text{PNP} = \text{N}(\text{SiMe}_2\text{CH}_2\text{P}^t\text{Bu}_2)_2$) with N_2O , which ultimately leads to the formation of a dinitrogen complex and water (hydrogenation of N_2O).³⁰

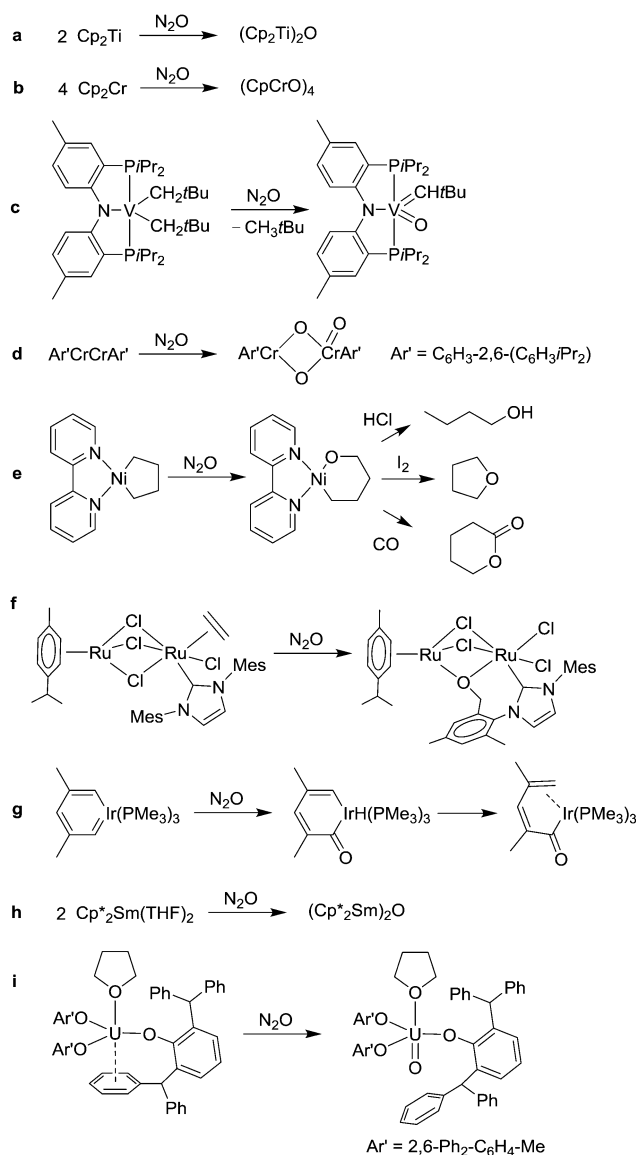
Even though the coordination of intact N_2O to a metal complex is a rarely observed phenomenon, there are numerous reports about transition metal complexes which react with N_2O in a stoichiometric fashion.¹⁰ In the majority of these cases, N_2O acts as oxygen atom donor. Selected examples are summarized below.

Early studies by Bottomley *et al.* focused on cyclopentadienyl titanium complexes. The reaction of the $\text{Ti}(\text{III})$ complex $(\text{Cp}_2\text{TiCl})_2$



Scheme 2 Reversible binding of N_2O to a vanadium complex.

($\text{Cp} = \eta^5\text{-C}_5\text{H}_5$) with N_2O was shown to give $(\text{Cp}_2\text{TiCl})_2\text{O}$, whereas the $\text{Ti}(\text{II})$ complex Cp_2Ti gave the dinuclear complex $(\text{Cp}_2\text{Ti})_2\text{O}$ (Scheme 3a).^{31,32} Subsequently, other cyclopentadienyl complexes of the early transition metals were oxidized with N_2O . The reaction of Cp_2Cr gave the tetramer $(\text{CpCrO})_4$, which features



Scheme 3 Oxygen atom transfer reactions with transition metal complexes.



a heterocubane structure (Scheme 3b).³³ A similar reaction was observed for the pentamethylcyclopentadienyl complex Cp^*Cr .³⁴ Oxygen atom transfer was also demonstrated for cyclopentadienyl complexes of vanadium,³⁵ tantalum,³⁶ zirconium,³⁷ and hafnium.³⁸

Oxygen atom transfer reactions are not restricted to complexes with cyclopentadienyl co-ligands. The Mindiola group has shown that vanadium³⁹ and titanium⁴⁰ alkyl complexes can be oxidized with N_2O to give complexes with terminal oxo ligands. A representative example is depicted in Scheme 3c. $\text{L}_n\text{M}(\text{O})$ complexes were also obtained by reaction of N_2O with a titanium tellurido complex,⁴¹ with a niobium hydride complex,⁴² or with the $\text{V}(\text{III})$ complex $\text{V}[(\text{Me}_3\text{SiNCH}_2\text{CH}_2)_3\text{N}]$.⁴³

A detailed kinetic study of the O-atom transfer reaction from N_2O to the $\text{V}(\text{III})$ complex $\text{V}[\text{N}(\text{tBu})(3,5\text{-C}_6\text{H}_3\text{Me}_2)]_3$ revealed that the reaction at room temperature is second order in concentration of the vanadium complex and first order in concentration of N_2O .⁴⁴ At low temperature, however, an overall second order was observed. These data suggest that the oxygen atom transfer proceeds *via* a bimetallic $\text{L}_n\text{V}(\text{N}_2\text{O})\text{VL}_n$ complex with a bridging N_2O ligand.

The transfer of multiple oxygen atoms was observed for the reaction of $\text{Ar}'\text{CrCrAr}'$ ($\text{Ar}' = \text{C}_6\text{H}_3\text{-2,6-(C}_6\text{H}_3\text{iPr}_2)$) with an excess of N_2O (Scheme 3d).⁴⁵ This reaction is good evidence for the utility of N_2O as a mild and selective oxidant because the product, $\text{Ar}'\text{Cr}(\mu\text{-O})_2\text{Cr}(\text{O})\text{Ar}'$, is extremely air and moisture sensitive. Accordingly, no defined product could be isolated when O_2 was used instead of N_2O .

Reactions of N_2O with complexes of the late transition metal nickel were examined by the group of Hillhouse. They observed that complexes of the general formula L_2NiR_2 ($\text{L} =$ neutral P- or N-donor; $\text{R} =$ alkyl, aryl) give alkoxide or aryloxide complexes of the formula $\text{L}_2\text{Ni}(\text{OR})\text{R}$.⁴⁶ For example, the metallocyclopentane (bipy)Ni(C_4H_8) can be converted to the oxametallacycle (bipy)Ni($\text{C}_4\text{H}_8\text{O}$) upon reaction with N_2O (Scheme 3e). Chemically induced demetallation of the latter results in the formation of 1-butanol, tetrahydrofuran or δ -valerolactone, respectively.^{46b,d} It should be noted that the oxametallacycle cannot be prepared with O_2 , because cyclobutane is formed instead. More recently, it was shown that a Ni-carbene complex is able to react with N_2O to give an oxametallacyclopropane.⁴⁷ The oxidation of a Ni(0) carbonyl complex with N_2O was reported to give a complex with a chelating carbonate ligand.⁴⁸

As mentioned above, some ruthenium complexes are able to bind intact N_2O in a reversible fashion.^{26,27} However, oxygen atom transfer has also been observed. Caulton *et al.* have shown that the Ru(IV) nitride complex (PNP)RuN is converted into the corresponding nitrosyl complex (PNP)RuNO upon exposure to N_2O .⁴⁹ Insertion of oxygen into a Ru-hydride bond was observed by Kaplan and Bergman.⁵⁰ They found that $\text{RuH}_2(\text{DMPE})$ ($\text{DMPE} = \text{Me}_2\text{PCH}_2\text{CH}_2\text{PMe}_2$) reacts with N_2O in a step-wise fashion to give first the hydroxo complex $\text{RuH}(\text{OH})(\text{DMPE})$ and then the dihydroxo complex $\text{Ru}(\text{OH})_2(\text{DMPE})$. We have examined the reaction of dinuclear organometallic Ru complexes with N_2O .⁵¹ When a solution of $(p\text{-cymene})\text{Ru}(\mu\text{-Cl})_3\text{Ru}(\text{IMes})(\text{C}_2\text{H}_4)\text{Cl}$ ($\text{IMes} = 1,3\text{-dimesitylimidazol-2-ylidene}$) was subjected to an atmosphere of N_2O , we observed the formation of a mixed-valence

Ru(II)–Ru(III) complex with a chelating alkoxy ligand (Scheme 3f). The dinitrogen complex $(p\text{-cymene})\text{Ru}(\mu\text{-Cl})_3\text{Ru}(\text{IMes})(\text{N}_2)\text{Cl}$ was identified as a reactions intermediate, providing indirect evidence that N_2 is released during the reaction. The Chang group has reported that a complex of the lighter homologue iron can also activate N_2O .⁵² The reaction of a four-coordinate Fe(II) complex with N_2O was shown to give an iron hydroxo complex, presumably *via* an intermediate Fe(IV)–oxo complex.

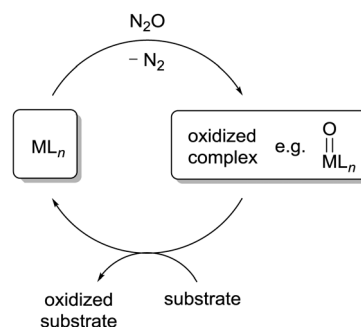
Bleeke and Behm have examined the reaction of an iridium metallacycle with N_2O .⁵³ As initial product, an iridacyclohexadienone complex was observed. The latter isomerizes slowly at room temperature (Scheme 3g).

The oxidation of low-valent lanthanide⁵⁴ and actinide⁵⁵ complexes with N_2O is a convenient method for the preparation of complexes with bridging or terminal oxo ligands. The μ -oxo complex $(\text{Cp}^*\text{Sm})_2(\mu\text{-O})$ ($\text{Cp}^* = \eta^5\text{-C}_5\text{Me}_5$), for example, can be obtained by reaction of $(\text{Cp}^*\text{Sm})_2(\text{THF})_2$ with N_2O (Scheme 3h).⁵⁴ The Meyer group has shown that U(III) tris(aryloxide) complexes react with N_2O to give terminal U(V) oxo complexes (Scheme 3i).^{55a}

3 Metal-catalyzed reactions with N_2O

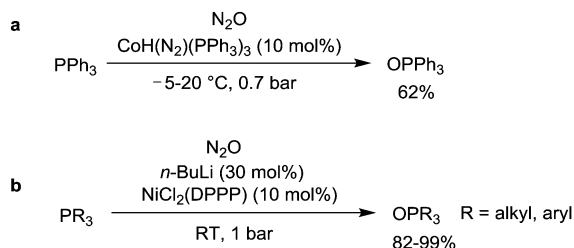
The fact that transition metal complexes are able to activate N_2O suggests that metal-catalyzed oxidation reactions with N_2O can be performed. A generic catalytic cycle is shown in Scheme 4. Reactions of this kind have been realized with heterogeneous catalysts⁹ or in the gas phase,⁵⁶ but these systems are not discussed here. This section summarizes catalytic oxidation reactions with N_2O which are performed in homogeneous solution.

Initial attempts to use N_2O as an oxidant in metal-catalyzed reactions have focused on a rather 'easy' reaction: the oxidation of phosphines to phosphine oxides. It was shown that the hydride complex $\text{CoH}(\text{N}_2)(\text{PPh}_3)_3$ is able to catalyze the oxidation of PPh_3 to give OPPh_3 (Scheme 5a).⁵⁷ The reaction was performed under ambient conditions and at least six turnovers were achieved. These findings are in line with observations by Pratt *et al.*, who showed that Co(I) complexes are able to reduce N_2O to N_2 .⁵⁸ The cobalt-catalyzed oxidation of PPh_3 was recently re-investigated by Beloglazkina *et al.* using different Co complexes and higher turnover numbers were obtained (≤ 73).⁵⁹



Scheme 4 Metal-catalyzed oxidation reactions with N_2O .

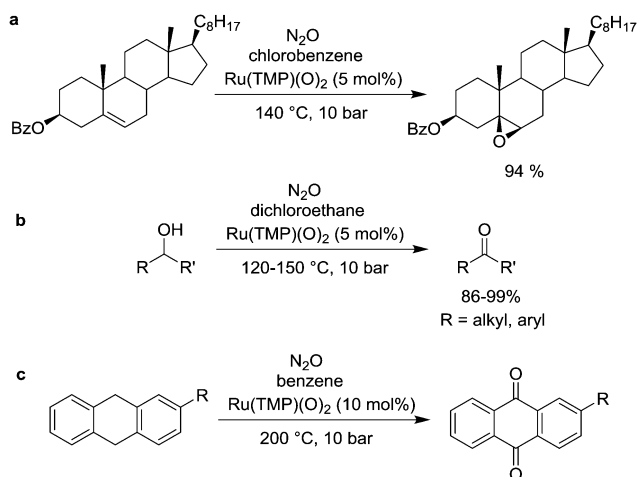
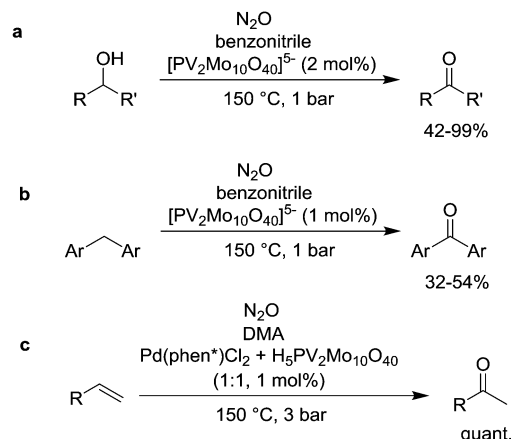


Scheme 5 Metal-catalyzed oxidation of phosphines by N₂O.

Another competent catalyst system for the conversion of phosphines to phosphine oxides by N₂O is a mixture of NiCl₂(DPPP) (DPPP = 1,3-bis(diphenylphosphino)propane) and *n*-BuLi (Scheme 5b).⁶⁰ The active catalyst is assumed to be a low-valent Ni complex which is formed upon reduction of NiCl₂(DPPP) with *n*-BuLi.

The oxidation of different organic substrates in the presence of Ru-porphyrin complexes was investigated by Yamada *et al.* First, they were able to show that the Ru(vi) complex Ru(TMP)(O)₂ (TMP = tetramesitylporphyrinato) is a catalyst for the epoxidation of olefins, including structurally complex substrates such as steroids (Scheme 6a).^{61,62} The reactions were performed under rather forcing conditions (140 °C, 10 bar) and aromatic solvents, in particular fluoro- and chlorobenzene, gave the best results. Soon after, the same group reported that Ru(TMP)(O)₂ can be used as a catalyst for the oxidation of secondary and primary benzylic alcohols (Scheme 6b),^{63,64} as well as for the oxidation of 9,10-dihydroanthracene derivatives (Scheme 6c).⁶⁵ Again, rather harsh reactions conditions were applied. In this context, a study by Groves and Roman is worth mentioning. They have shown that the Ru(II) complex Ru(TMP)(THF)₂ can be oxidized with N₂O to give Ru(TMP)(O)(THF) or Ru(TMP)(O)₂, depending on the reaction conditions.⁶⁶

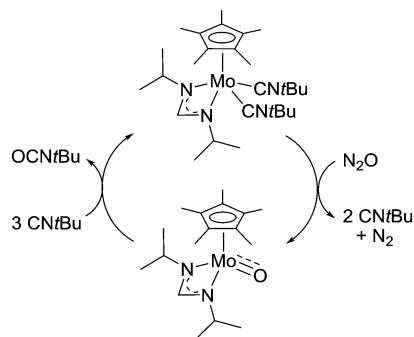
The utilization of polyoxometalates as catalysts for N₂O-based oxidation reactions was investigated by the group of Neumann. The vanadium-containing polyoxometalate [PV₂Mo₁₀O₄₀]⁵⁻ was

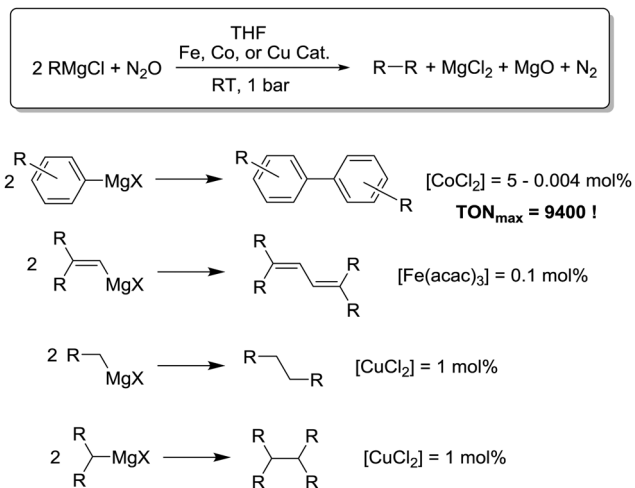
Scheme 6 Oxidation of different organic substrates by N₂O in the presence of Ru-porphyrin catalysts (TMP = tetramesitylporphyrinato).Scheme 7 Oxidation of different organic substrates by N₂O in the presence of polyoxometalate catalysts (phen* = crown ether-functionalized phenanthroline ligand).

shown to catalyze the oxidation of alcohols (Scheme 7a) and alkylarenes (Scheme 7b).⁶⁷ The reactions were performed at ambient pressure and a temperature of 150 °C. The combination of H₅PV₂Mo₁₀O₄₀ with a Pd complex featuring a phenanthroline ligand decorated with a crown ether allowed to perform Wacker-type oxidation reactions of olefins with N₂O (Scheme 7c).⁶⁸ Again, an elevated temperature of 150 °C was employed for these reactions. More recently, the Neumann group has shown that H₄PSbMo₁₁O₄₀, H₄PVMo₁₁O₄₀ or H₃PMo₁₂O₄₀ can be used for the oxidation of dihydrophenanthrene to phenanthrene (1 bar N₂O, 110 °C).⁶⁹ However, better results were obtained when O₂ was used instead of N₂O.

The Sita group has investigated oxygen atom transfer reactions mediated by organometallic Mo complexes.⁷⁰ They were able to demonstrate the catalytic oxidation of an isocyanide to an isocyanate (Scheme 8). During the reaction, the catalysts cycles between Mo(II) and Mo(IV). At present, the reaction is less interesting from a synthetic point of view because low turnover numbers and frequencies (1 per week) were achieved. Still, the reaction is quite remarkable because catalysis occurs under ambient conditions (1 bar N₂O, 25 °C).

We have recently reported that N₂O can be used as an oxidant for the metal-catalyzed homo-coupling of Grignard

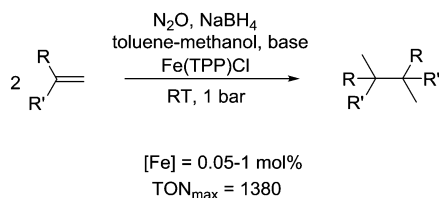
Scheme 8 Oxidation of an isocyanide by N₂O in the presence of an organometallic Mo catalyst.



Scheme 9 Metal-catalyzed homo-coupling of Grignard reagents with N_2O .

reagents (Scheme 9).⁷¹ Simple metal salts such as $Fe(acac)_3$, $CoCl_2$, or Li_2CuCl_4 were employed as catalyst precursors. For most reactions, catalyst concentrations of 0.1–1.0 mol% were sufficient to obtain good yields. Coupling reactions of some arylmagnesium compounds could be performed with less than 0.01 mol% under very mild conditions. The corresponding turnover numbers of up to 9400 are unprecedented for solution-based oxidation reactions with N_2O . Compared to alternative procedures which utilize O_2 as oxidant, our method offers some important advantages. First, it is possible to use lower amounts of catalyst since N_2O is less prone to undergo metal-independent side reactions. Second, sterically demanding aryl Grignard reagents as well as highly reactive alkyl Grignard reagents can be used as substrates. Another noteworthy feature is the fact that aryl-alkyl and alkenyl-alkyl cross-coupling reactions can be achieved with good selectivity. All these characteristics should make the method attractive for applications in organic synthesis.

Interestingly, it is also possible to perform metal-catalyzed *reductions* in the presence of N_2O . A system of this kind was recently described in a communication by Higuchi.⁷² They were able to show that alkenes can be reductively dimerized in the presence of metalloporphyrin catalysts using simultaneously the reductant $NaNH_4$ and the oxidant N_2O (Scheme 10). The best results were obtained with the iron tetraphenylporphyrinato complex $Fe(TPP)Cl$. For the dimerization of 2,3-dimethyl-2,3-diphenylbutane, a turnover number of 1380 was obtained.



Scheme 10 Reductive coupling of olefins with $NaNH_4$, N_2O and the Fe porphyrin catalyst $Fe(TPP)Cl$.

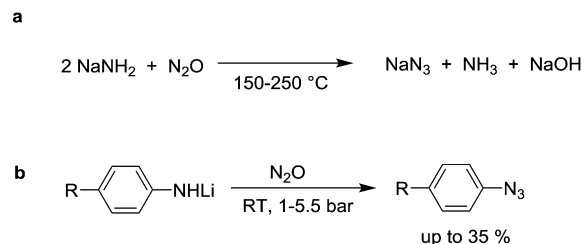
The following mechanism is proposed: reduction of $Fe(TPP)Cl$ by $NaNH_4$ in the presence of the alkene gives the dimerization product along with a highly reduced $[Fe(TPP)]^-$ complex. The latter is oxidized by N_2O to regenerate an $Fe(III)$ porphyrin complex, and close the catalytic cycle. This proposition is supported by the fact that a reduced form of myoglobin containing $Fe(I)$ can be oxidized by N_2O .⁷³

4 N_2O as N-atom donor

This section describes reactions with N_2O in which nitrogen atoms are incorporated into the final product. A first reaction of this kind was reported in 1892 by Wislicenus.⁷⁴ He showed that sodium azide is obtained upon exposure of $NaNH_2$ to N_2O at elevated temperatures (Scheme 11a). KNH_2 and $Zn(NH_2)_2$ were found to react in a similar fashion. The 'Wislicenus reaction' is nowadays used by industry to produce sodium azide on a larger scale.⁷⁵ The mechanism of the reaction has been investigated by Clusius *et al.*⁷⁶ Using ^{15}N -labelled nitrous oxide ($N^{15}NO$ and ^{15}NNO can be prepared by decomposition of either $NH_4^{15}NO_3$ or $^{15}NH_4NO_3$), they were able to show that two reaction pathways are operational. An attack of the amide at the terminal and the central nitrogen atom were proposed.^{76a}

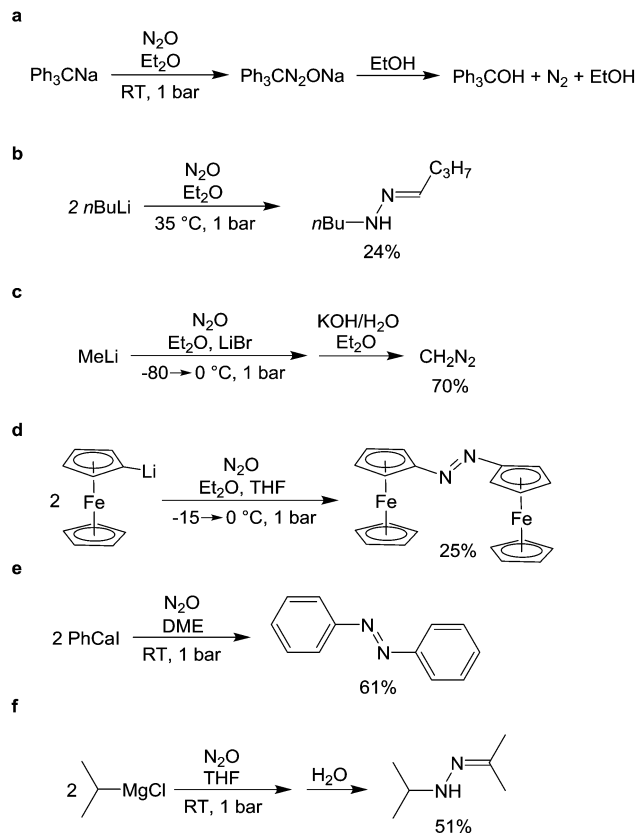
Amides of aromatic amines can also be converted into azides. Meier showed that lithium anilide reacts with N_2O to give azobenzene, biphenyl, and a small amount of a yellow oil, which he assumed to be phenyl azide.⁷⁷ The reaction was later reinvestigated by Koga and Anselme.⁷⁸ By optimizing the reaction conditions, they were able to increase the amount of phenyl azide to 35% (Scheme 11b). Amides derived from *p*-toluidine, *p*-anisidine, and cyclohexylamine were found to react in a similar fashion, but the yields were likewise low. Apart from simple amides, hydrazine anions are also able to react with N_2O , giving rise to a mixture of products.⁷⁹

Organometallic compounds of the alkali and the alkaline-earth metals often react with N_2O under mild conditions.⁸⁰ Already in 1928, it was shown that the sodium salt of triphenylmethane adds N_2O to give a diazotate.⁸¹ The latter is converted into triphenylcarbinol upon reaction with ethanol (Scheme 12a). A first comprehensive study about the reaction of organolithium compounds with N_2O was published by Beringer *et al.*⁸² They showed that primary, secondary, and tertiary alkyl lithium compounds and most aryllithium compounds are able to react with N_2O . For example, the reaction of *n*BuLi with N_2O gave a hydrazone, which could be isolated with a yield of 24% (Scheme 12b).



Scheme 11 Synthesis of azides by reaction of amides with N_2O .





Scheme 12 Reaction of organometallic compounds of the alkali and the alkaline-earth metals with N_2O .

For phenyl lithium, they observed a complex mixture of products including biphenyl, azobenzene, triphenylhydrazine and phenol. The mechanism this reaction was investigated by Meier.^{77,83} He proposed that the initially formed phenyldiazotate reacts with a second equivalent of PhLi to give azobenzene and Li_2O . Side products arise from decomposition of the diazotate and from the fact that azobenzene can react further with PhLi .

The reaction of N_2O with the simplest organolithium compound, CH_3Li , was investigated by the group of Müller.⁸⁴ They were able to show that diazomethane is formed after basic workup (Scheme 12c). Under optimized conditions, a yield of 70% can be obtained.

The reaction of lithiated ferrocene with N_2O allows the preparation of azoferrocene in 25% yield (Scheme 12d).⁸⁵ A similar reaction was used to synthesize azo-bridged ferrocene oligomers, albeit in very low yield.⁸⁶ For the preparation of simple aromatic azo compounds, aryl calcium reagents appear to be best suited. This was first shown by Meier and Rappold, who isolated azobenzene along with larger amounts of biphenyl from the reaction of PhCaI with N_2O in diethyl ether.⁸⁷ More recently, the reaction was reinvestigated by Hays and Hanusa.⁸⁸ Under optimized reaction conditions, they were able to increase the yield of azobenzene to 61% (Scheme 12e), but they mentioned problems with reproducibility and the substrate scope was very narrow.

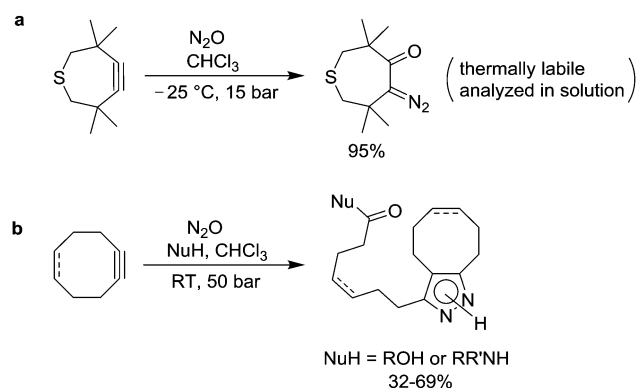
In contrast to organocalcium reagents, Grignard reagents were believed to be inert towards N_2O . An early attempt to

combine an organomagnesium compound with N_2O was reported by Zerner in 1913.⁸⁹ He observed that solutions of MeMgI in Et_2O did not react with N_2O , even upon heating. Since then, statements about the unreactivity of Grignard reagents towards N_2O have appeared in several articles.^{8,87,88}

We have recently demonstrated that this generalization is not correct. Some primary and secondary aliphatic Grignard reagents such as EtMgCl , BnMgCl or iPrMgCl (Scheme 12f) are converted to hydrazones when THF solutions are subjected to an atmosphere of N_2O . When the reactions are combined with an acidic work-up, it is possible to obtain alkylhydrazinium salts on a preparative scale.

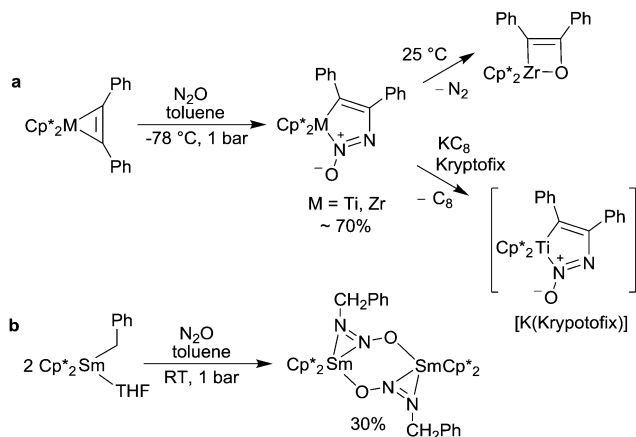
As mentioned in Section 2, olefins are able to react with N_2O under forcing conditions to give ketones.^{11,12} Calculations suggest that these reactions proceed *via* 1,3-dipolar cycloadditions of N_2O to the double bond of the olefins.⁹⁰ The latter decomposes to give the ketone and dinitrogen. Banert and Plefka have shown that cyclic alkynes are much more reactive towards N_2O than simple olefins.⁹¹ Reactions were found to proceed at temperatures between -25 °C and RT using pressures between 15 and 50 bar. Interestingly, they were able to obtain products which contain all three atoms of nitrous oxide (Scheme 13).

The incorporation of all three atoms of N_2O into the final product was also observed for reactions with some transition metal complexes. The diphenylacetylene complexes of permethyltitanocene and zirconocene react with N_2O to give azoxymetallacyclopentene complexes (Scheme 14a).⁹² The Zr complex is thermally labile and undergoes extrusion of dinitrogen to give an oxametallacyclobutane complex. The carbon-metal bond of the latter can be cleaved with a variety of substrates processing acidic protons. It is noteworthy that the oxametallacyclobutane complex can be obtained in quantitative yield by exposure of the solid Zr diphenylacetylene complex to N_2O . Recently, it was shown that the labile azoxymetallacyclopentene complex can be trapped by reactions with MeO_3SCF_3 (alkylation of the β -N-atom).⁹³ The reaction product can be isolated and is stable as a solid if stored at -35 °C. In case of Ti, the initial N_2O adduct is more stable and can be used for further reactions. Apart from an alkylation reaction with MeO_3SCF_3 (O- and β -N-alkylation), it was shown that the complex can be reduced to give a stable radical anion.⁹³



Scheme 13 Reactions of cyclic alkynes with N_2O .

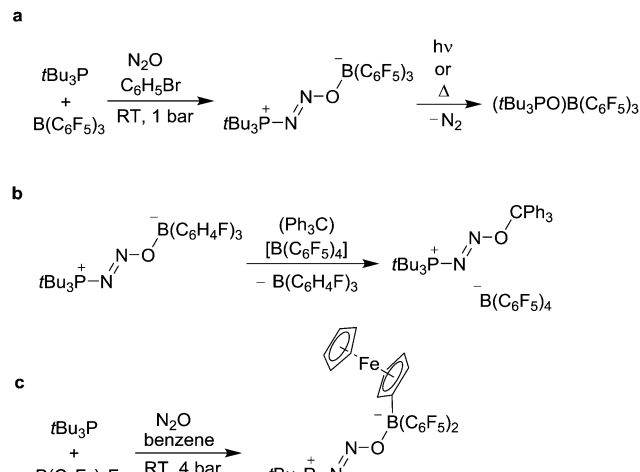


Scheme 14 Insertion of N₂O into metal-carbon bonds.

Some organometallic samarium complexes are also able to insert N₂O into metal-carbon bonds. When a solution of Cp^{*}₂Sm(CH₂Ph)(THF) was subjected to an atmosphere of N₂O, a dinuclear complex was formed (Scheme 14b).⁹⁴ A related reaction was observed for allyl complexes of the formula Cp^{*}₂M(η³-C₃H₅) (M = Y, Sm, La).⁹⁵

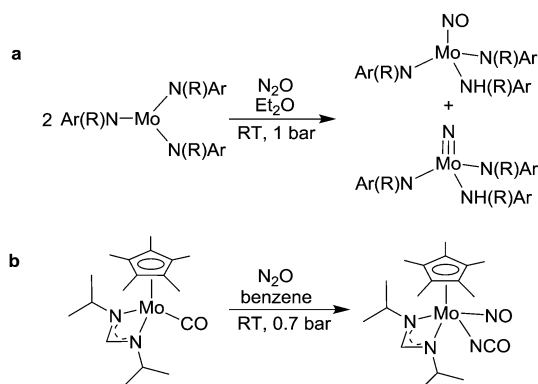
A rarely observed phenomenon is the addition of N₂O to transition metal complexes with concomitant cleavage of the N-N bond.^{96–100} Cummins has shown that three-coordinate Mo(III) complexes are able to react with N₂O in this fashion to give a nitrosyl complex along with a nitride complex (Scheme 15a).^{96,97} It is interesting to note that the reverse reaction, the formation of N₂O from a metal nitride complex and nitric oxide, has been observed for an osmium¹⁰¹ and a ruthenium⁴⁹ nitride complex. More recently, the Sita group has shown that a Mo carbonyl complex (generated *in situ* by photolysis of a dicarbonyl complex) can add N₂O to give a nitrosyl, isocyanate complex (Scheme 15b).^{98,99}

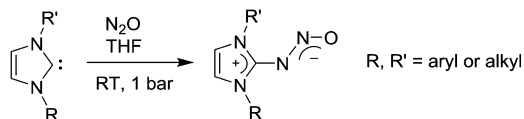
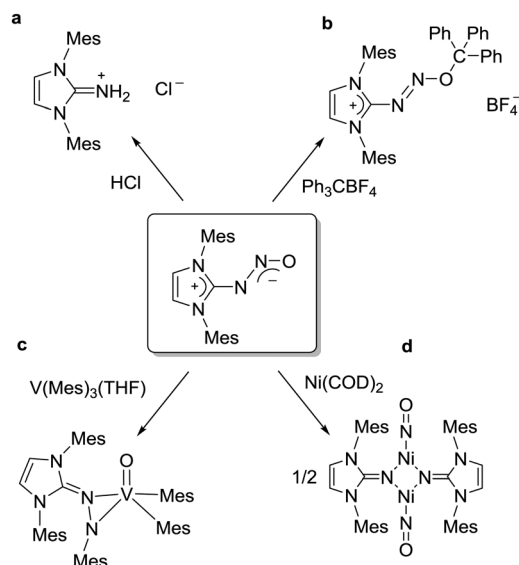
The formation of stable covalent adducts of N₂O can be achieved without transition metals. In 2009, the group of Stephan has shown that the frustrated Lewis pair (FLP) *t*Bu₃P/B(C₆F₅)₃ reacts with N₂O at ambient conditions to give the adduct *t*Bu₃P(N₂O)B(C₆F₅)₃ (Scheme 16a).^{102,103} A crystallographic analysis of the product revealed that the *t*Bu₃P and

Scheme 16 Covalent capture of N₂O by frustrated Lewis pairs.

the OB(C₆F₅)₃ group are oriented *trans* with respect to the N=N double bond. Upon thermal or photochemical activation, the adduct liberates dinitrogen to give (*t*Bu₃PO)B(C₆F₅)₃. The B(C₆F₅)₃ group in the adduct *t*Bu₃P(N₂O)B(C₆F₅)₃ is labile and can be replaced by the Lewis acid Zn(C₆F₅)₂.¹⁰⁴ Subsequent studies showed that the adduct *t*Bu₃P(N₂O)B(C₆H₄F₃) is particularly well suited for exchange reactions, since it features the relatively weak Lewis acid B(C₆H₄F₃). Clean exchange reactions were observed for boron-based Lewis acids such as PhB(C₆F₅)₂ and MesB(C₆F₅)₂, as well as for cationic metallocene complexes and the tritylium cation (Scheme 16b).²² The Al analogue *t*Bu₃P(N₂O)Al(C₆F₅)₃ can be prepared by slow addition of N₂O to a cooled (−78 °C) solution containing *t*Bu₃P (2 eq.) and Al(C₆F₅)₃·tol.¹⁰⁵ Subsequent reaction with additional Al(C₆F₅)₃·tol results in cleavage of the N-O bond to generate the highly reactive radical ion pair (*t*Bu₃P[•])[(C₆F₅)₃Al(O[•])Al(C₆F₅)₃] that can activate C-H bonds. First steps towards the preparation of N₂O sensors based on FLPs were recently reported by the groups of Aldridge and Tamm.¹⁰⁶ They showed that FLPs containing organometallic sandwich complexes (*e.g.* ferrocene, Scheme 16c) change their color upon binding to N₂O.

Covalent capture of intact N₂O can also be achieved by N-heterocyclic carbenes (NHCs).^{107–110} This was first demonstrated by our group in 2012.¹⁰⁷ The reactions occur at room temperature and ambient pressure to give the adducts NCH-N₂O in (mostly) good yields (Scheme 17). Conveniently, the carbenes can be prepared *in situ* by deprotonation of the corresponding imidazolium salts.¹⁰⁸ Owing to the strong C-N bond, most adducts show a good stability at room temperature. On heating, however, they decompose to give dinitrogen and the corresponding urea. The decomposition reaction was found to depend strongly on the nature of the carbene and the solvent. Aqueous solutions of the adduct derived from 1,2-dimethylimidazol-2-ylidene (R = R' = Me), for example, could be heated to 100 °C for a prolonged period of time without significant decomposition.¹⁰⁸ A noteworthy characteristic of NHC-N₂O adducts is the long N-N bond (1.27–1.33 Å), which is in contrast to what has been observed for N₂O adducts

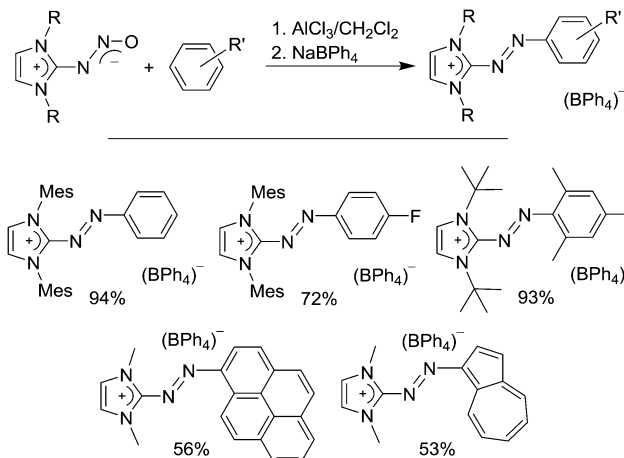
Scheme 15 Metal-induced rupture of the N-N bond of N₂O.

Scheme 17 Covalent capture of N_2O by N-heterocyclic carbenes.Scheme 18 Reactions of $\text{IMes-N}_2\text{O}$ with HCl (a), Ph_3CBF_4 (b), $\text{V}(\text{Mes})_3(\text{THF})$ (c), and $\text{Ni}(\text{COD})_2$ (d).

of frustrated Lewis pairs ($\text{N-N} \sim 1.25 \text{ \AA}$). This structural feature suggests that the activation of N_2O by carbenes might facilitate N-N bond rupture. In fact, when $\text{NHC-N}_2\text{O}$ adducts were allowed to react with MeI , HCl (Scheme 18a), or acetyl chloride, rupture of the N-N bond was observed.^{107,108} Reaction with the tritylium tetrafluoroborate, on the other hand, led to the formation of the adduct $(\text{IMes-N}_2\text{O-CPh}_3)(\text{BF}_4)$ (Scheme 18b).

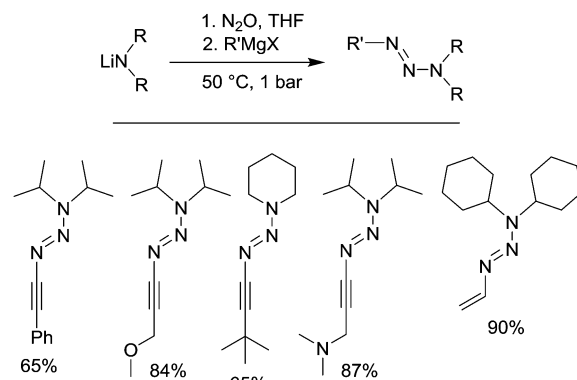
Reactions of $\text{IMes-N}_2\text{O}$ with different transition metal complexes have been investigated. When combined with simple 3d transition metal salts, $\text{IMes-N}_2\text{O}$ can act as an N-donor, as an O-donor, or as a chelating N,O-donor.¹⁰⁸ More interesting results were obtained with the low-valent vanadium complex $\text{V}(\text{Mes})_3(\text{THF})$ and the $\text{Ni}(0)$ complex $\text{Ni}(\text{COD})_2$. In case of the highly oxophilic $\text{V}(\text{Mes})_3(\text{THF})$, the addition of $\text{IMes-N}_2\text{O}$ resulted in N-O bond cleavage with oxygen atom transfer to the metal center and formation of a deprotonated hydrazone ligand (Scheme 18c).¹¹¹ With $\text{Ni}(\text{COD})_2$, on the other hand, insertion of the metal in the N-N bond was observed.¹¹² The product of the reaction is an unusual three-coordinate Ni nitrosyl complex with bridging imidazolin-2-iminato ligands (Scheme 18d).

Recently, we found that AlCl_3 is able to induce cleavage of the N-O bond of $\text{NHC-N}_2\text{O}$ adducts. When the reactions are performed in the presence of an aromatic compound, azoimidazolium salts are formed in good yields (Scheme 19).¹¹³ These kinds of salts are of interest because they are strongly colored dyes. They are produced industrially (e.g. *Basic Red 51*) and used for a variety of applications such as dyeing of synthetic and

Scheme 19 Synthesis of azoimidazolium dyes with N_2O .

natural fibers. An advantage of the N_2O -based procedure is its flexibility. The heterocyclic coupling partner can have aliphatic as well as aromatic substituents on the nitrogen atoms. Furthermore, it is possible to use a wide range of aromatic coupling partners including deactivated arenes such as $\text{C}_6\text{H}_5\text{F}$, heterocycles, and polycyclic arenes such as pyrene and azulene (Scheme 19). As such, the method complements existing procedures for the synthesis of these dyes, each of which has its own limitations.

Triazenes are compounds of the general formula R-N=N-NR'R'' . They have been used extensively in synthetic organic chemistry.¹¹⁴ Furthermore, triazenes have been examined as potential anti-tumor drugs, and the triazenes dacarbazine and temozolomide are currently used in the clinic for the treatment of cancer.¹¹⁵ We have recently shown that triazenes can be prepared by coupling of lithium amides and organomagnesium compounds with N_2O .¹¹⁶ The reaction is best performed in a sequential fashion, with initial addition of N_2O to a solution of the amide, followed by reaction with the Grignard reagent (Scheme 20). A key advantage of the new procedure is the ability to access triazenes with alkenyl and alkynyl substituents (some selected examples are shown in Scheme 20). These compounds are difficult to synthesize by conventional methods

Scheme 20 Synthesis of triazenes with N_2O .

because the required starting materials are unstable. Interestingly, some of the new alkynyltriazenes were found to display high cytotoxicity in *in vitro* tests on ovarian and breast cancer cell lines. Recent results from our laboratory show that alkynyltriazenes are versatile starting materials for subsequent reactions, and details about these reactions will be reported in due course.

5 Conclusions

The examples discussed above show that nitrous oxide is an interesting reagent for synthetic organic and inorganic chemistry. The inert character of N₂O allows selective oxygen atom transfer reactions to highly reactive species, while minimizing the risk of over-oxidation. Stoichiometric reactions of this kind have been used in particular for the oxidation of low-valent silicon compounds and for transition metal complexes.

Catalytic reactions with N₂O have been examined extensively because N₂O is a cheap and environmentally benign oxidant. Initially, solution-based reactions with transition metal catalysts have shown only very limited success. High temperatures and/or pressures were needed, and low turnover numbers were achieved. However, recent results demonstrate that efficient catalytic processes at ambient conditions are possible. Based on these initial results, it appears that catalytic reactions which involve low-valent transition metal complexes are particularly well suited.

For reactions with N₂O, the transfer of oxygen is the most commonly observed mode of reactivity. Nevertheless, it is possible to use N₂O as a donor of nitrogen atoms. Reactions of this kind are known for many decades, but applications in organic synthesis were sparse. The formation of side products, low yields, and the existence of more attractive alternative procedures have hampered the utilization of N₂O in N-atom transfer reactions. But this might change in the future. As demonstrated by synthesis of triazenes and azoimidazolium dyes, it is possible to perform high yield N-atom transfer reactions with N₂O. Notably, the N₂O-based methods can offer distinct advantages over more established synthetic procedures.

Acknowledgements

This work was supported by funding from the Swiss National Science Foundation and the Ecole Polytechnique Fédérale de Lausanne (EPFL). I am grateful to my coworkers and collaborators Alexander Tskhovrebov, Gregor Kiefer, Loïc Jeanbourquin, Euro Solari, Florian Perrin, Léonard Eymann, Lara Naested, Basile Vuichoud, Matthew Woodrich, Tina Riedel, Paul Dyson, and Rosario Scopelliti, who have contributed to some of the N₂O chemistry described in this overview.

Notes and references

- 1 D. Zuck, P. Ellis and A. Dronsfield, *Educ. Chem.*, 2012, 26.
- 2 J. Speth, A. Biedler and F. G. Mathers, *Gynaekologe*, 2013, 46, 129.

- 3 P. Nagele, A. Duma, M. Kopec, M. A. Gebara, A. Parsoei, M. Walker, A. Janski, V. N. Panagopoulos, P. Cristancho, J. P. Miller, C. F. Zorumski and C. Conway, *Biol. Psychiatry*, 2015, 78, 10.
- 4 (a) M. Dameris, *Angew. Chem., Int. Ed.*, 2010, 49, 489; (b) A. R. Ravishankara, J. S. Daniel and R. W. Portmann, *Science*, 2009, 326, 123.
- 5 D. S. Reay, E. A. Davidson, K. A. Smith, P. Smith, J. M. Melillo, F. Dentener and P. J. Crutzen, *Nat. Clim. Change*, 2012, 2, 410.
- 6 S. R. Pauleta, S. Dell'Acqua and I. Moura, *Coord. Chem. Rev.*, 2013, 257, 332.
- 7 J. Pérez-Ramírez, F. Kapteijn, K. Schöffel and J. A. Moulijn, *Appl. Catal., B*, 2003, 44, 117.
- 8 A. V. Leont'ev, O. A. Fomicheva, M. V. Proskurnina and N. S. Zefirov, *Russ. Chem. Rev.*, 2001, 70, 91.
- 9 (a) G. I. Panov, K. A. Dubkov and A. S. Kharitonov, in *Modern Heterogeneous Oxidation Catalysis*, ed. M. Noritaka, Wiley-VCH, Weinheim, 2009, p. 217; (b) V. N. Parmon, G. I. Panov and A. S. Noskov, *Catal. Today*, 2005, 100, 115.
- 10 W. B. Tolman, *Angew. Chem., Int. Ed.*, 2010, 49, 1018.
- 11 (a) E. V. Starokon, K. A. Dubkov, D. E. Babushkin, V. N. Parmon and G. I. Panov, *Adv. Synth. Catal.*, 2004, 346, 268; (b) G. I. Panov, K. A. Dubkov, E. V. Starokon and V. N. Parmon, *React. Kinet. Catal. Lett.*, 2002, 76, 401; (c) K. A. Dubkov, G. I. Panov, E. V. Starokon and V. N. Parmon, *React. Kinet. Catal. Lett.*, 2002, 77, 197; (d) F. S. Bridson-Jones, G. D. Buckley, L. H. Cross and A. P. Driver, *J. Chem. Soc.*, 1951, 2999.
- 12 For related reactions see: (a) D. P. Ivanov, K. A. Dubkov, D. E. Babushkin, S. V. Semikolenov and G. I. Panov, *Adv. Synth. Catal.*, 2009, 351, 1905; (b) S. V. Semikolenov, K. A. Dubkov, D. P. Ivanov, D. E. Babushkin, M. A. Matsko and G. I. Panov, *Eur. Polym. J.*, 2009, 45, 3355; (c) K. A. Dubkov, S. V. Semikolenov, D. P. Ivanov, D. E. Babushkin, M. A. Matsko and G. I. Panov, *J. Appl. Polym. Sci.*, 2009, 114, 1241; (d) E. P. Romanenko, E. V. Starokon, G. I. Panov and A. V. Tkachev, *Russ. Chem. Bull., Int. Ed.*, 2007, 56, 1239; (e) S. V. Semikolenov, K. A. Dubkov, E. V. Starokon, D. E. Babushkin and G. I. Panov, *Russ. Chem. Bull., Int. Ed.*, 2005, 54, 948.
- 13 (a) B. Maity and D. Koley, *J. Mol. Graphics Modell.*, 2014, 51, 50; (b) S. Khan, R. Michel, D. Koley, H. W. Roesky and D. Stalke, *Inorg. Chem.*, 2011, 50, 10878; (c) N. Wiberg, W. Niedermayer, K. Polborn and P. Mayer, *Chem. – Eur. J.*, 2002, 8, 2730; (d) H. B. Yokelson, A. J. Millevolte, G. R. Gillette and R. West, *J. Am. Chem. Soc.*, 1987, 109, 6865.
- 14 N. Wiberg and K. Schurz, *Chem. Ber.*, 1988, 121, 581.
- 15 N. Wiberg, G. Preiner and K. Schurz, *Chem. Ber.*, 1988, 121, 1407.
- 16 (a) Y. Xiong, S. Yao and M. Driess, *Angew. Chem., Int. Ed.*, 2013, 52, 4302; (b) R. Azhakar, K. Pröpper, B. Dittrich and H. W. Roesky, *Organometallics*, 2012, 31, 7568; (c) R. Azhakar, R. S. Ghadwal, H. W. Roesky, H. Wolf and D. Stalke, *Chem. Commun.*, 2012, 48, 4561; (d) A. Jana, R. Azhakar, S. P. Sarish, P. P. Samuel, H. W. Roesky, C. Schulzke and D. Koley,



- Eur. J. Inorg. Chem.*, 2011, 5006; (e) S. S. Sen, G. Tavčar, H. W. Roesky, D. Kratzert, J. Hey and D. Stalke, *Organometallics*, 2010, **29**, 2343; (f) S. Yao, Y. Xiong and M. Driess, *Chem. – Eur. J.*, 2010, **16**, 1281; (g) Y. Xiong, S. Yao and M. Driess, *J. Am. Chem. Soc.*, 2009, **131**, 7562; (h) S. Yao, Y. Xiong, M. Brym and M. Driess, *J. Am. Chem. Soc.*, 2007, **129**, 7268; (i) C. A. Arrington, R. West and J. Michl, *J. Am. Chem. Soc.*, 1983, **105**, 6176.
- 17 (a) Y. Wang, M. Chen, Y. Xie, P. Wei, H. F. Schaefer III, P. von R. Schleyer and G. H. Robinson, *Nat. Chem.*, 2015, **7**, 509; (b) K. C. Mondal, P. P. Damuel, M. Tretiakov, A. P. Singh, H. W. Roesky, A. C. Stückl, B. Niepötter, E. Carl, H. Wolf, R. Herbst-Irmer and D. Stalke, *Inorg. Chem.*, 2013, **52**, 4736.
- 18 A. F. Filippou, B. Baars, O. Chernov, Y. N. Lebedev and G. Schnakenburg, *Angew. Chem., Int. Ed.*, 2013, **52**, 1.
- 19 P. B. Glaser, P. W. Wanandi and T. D. Tilley, *Organometallics*, 2004, **23**, 693.
- 20 (a) S. Yao, Y. Xiong, W. Wang and M. Driess, *Chem. – Eur. J.*, 2011, **17**, 4890; (b) A. Jana, H. W. Roesky and C. Schulzke, *Dalton Trans.*, 2010, **39**, 132; (c) S. Yao, Y. Xiong and M. Driess, *Chem. Commun.*, 2009, 6466.
- 21 (a) S. Poh, R. Hernandez, M. Inagaki and P. G. Jessup, *Org. Lett.*, 1999, **1**, 583; (b) H. Staudinger and E. Hauser, *Helv. Chim. Acta*, 1921, **4**, 861.
- 22 R. C. Neu, E. Otten, A. Lough and D. W. Stephan, *Chem. Sci.*, 2011, **2**, 170.
- 23 W. Kundel and P. Kästner, *Liebigs Ann. Chem.*, 1965, **686**, 88.
- 24 M. L. Nichols and I. A. Derbigny, *J. Phys. Chem.*, 1926, **30**, 491.
- 25 P. Paetzhold and G. Schimmel, *Z. Naturforsch.*, 1980, **35b**, 568.
- 26 J. N. Armor and H. Taube, *J. Am. Chem. Soc.*, 1969, **91**, 6874.
- 27 (a) F. Paulat, T. Kuschel, C. Näther, V. K. K. Praneeth, O. Sander and N. Lehnert, *Inorg. Chem.*, 2004, **43**, 6979; (b) C. B. Pamplin, E. S. F. Ma, N. Safari, S. J. Rettig and B. R. James, *J. Am. Chem. Soc.*, 2001, **123**, 8596; (c) F. Bottomley and W. V. F. Brooks, *Inorg. Chem.*, 1977, **16**, 501; (d) F. Bottomley and J. R. Crawford, *J. Am. Chem. Soc.*, 1972, **94**, 9092; (e) J. N. Armor and H. Taube, *Chem. Commun.*, 1971, 287; (f) J. N. Armor and H. Taube, *J. Am. Chem. Soc.*, 1971, **93**, 6476; (g) A. A. Diamantis and G. J. Sparrow, *Chem. Commun.*, 1970, 819; (h) J. N. Armor and H. Taube, *J. Am. Chem. Soc.*, 1970, **92**, 2560.
- 28 N. A. Piro, M. F. Lichterman, W. H. Harman and C. J. Chang, *J. Am. Chem. Soc.*, 2011, **133**, 2108.
- 29 For other structural investigations of $M(N_2O)$ complexes see: (a) D. J. Xiao, E. D. Bloch, J. A. Mason, W. L. Queen, M. R. Hudson, N. Planes, J. Borycz, A. L. Dzubak, P. Verma, K. Lee, F. Bonino, V. Crocellà, J. Yano, S. Bordiga, D. G. Truhlar, L. Gagliardi, C. M. Brown and J. R. Long, *Nat. Chem.*, 2014, **6**, 590; (b) A. Pomowski, W. G. Zumft, P. M. H. Kroneck and O. Einsle, *Nature*, 2011, **477**, 234.
- 30 J.-H. Lee, M. Pink, J. Tomaszewski, H. Fan and K. G. Caulton, *J. Am. Chem. Soc.*, 2007, **129**, 8706.
- 31 (a) F. Bottomley, I. J. B. Lin and M. Mukaida, *J. Am. Chem. Soc.*, 1980, **102**, 5238; (b) F. Bottomley and H. Brininger, *J. Chem. Soc., Chem. Commun.*, 1978, 234.
- 32 For related reactions with Ti complexes see: (a) M. D. Walter, C. D. Sofield and R. A. Andersen, *Organometallics*, 2008, **27**, 2959; (b) F. Bottomley, G. O. Egharevba, I. J. B. Lin and P. S. White, *Organometallics*, 1985, **4**, 550; (c) F. Bottomley, I. J. B. Lin and P. S. White, *J. Am. Chem. Soc.*, 1981, **103**, 703.
- 33 F. Bottomley, D. E. Paez and P. S. White, *J. Am. Chem. Soc.*, 1981, **103**, 5581.
- 34 F. Bottomley, J. Chen, S. M. MacIntosh and R. C. Thompson, *Organometallics*, 1991, **10**, 906.
- 35 (a) M. R. Smith III, P. T. Matsunaga and R. A. Andersen, *J. Am. Chem. Soc.*, 1993, **115**, 7049; (b) F. Bottomley, C. P. Magill and B. Zhao, *Organometallics*, 1991, **10**, 1946; (c) F. Bottomley, C. P. Magill and B. Zhao, *Organometallics*, 1990, **9**, 1700; (d) F. Bottomley and J. Darkwa, *J. Chem. Soc., Dalton Trans.*, 1983, 399; (e) F. Bottomley, D. E. Paez and P. S. White, *J. Am. Chem. Soc.*, 1982, **104**, 5651; (f) F. Bottomley and P. S. White, *J. Chem. Soc., Chem. Commun.*, 1981, 28.
- 36 D. M. Antonelli, W. P. Schaefer, G. Parkin and J. E. Bercaw, *J. Organomet. Chem.*, 1993, **462**, 213.
- 37 (a) K. MvNeill and R. G. Bergman, *J. Am. Chem. Soc.*, 1999, **121**, 8260; (b) W. A. Howard, T. M. Trnka, M. Waters and G. Parkin, *J. Organomet. Chem.*, 1997, **528**, 95; (c) A. M. Berenger, T. A. Hanna and R. G. Bergman, *J. Am. Chem. Soc.*, 1995, **117**, 10041; (d) W. A. Howard and G. Parkin, *J. Am. Chem. Soc.*, 1994, **116**, 606; (e) W. A. Howard, M. Waters and G. Parkin, *J. Am. Chem. Soc.*, 1993, **115**, 4917; (f) A. G. Vaughan, G. L. Hillhouse, R. T. Lum, S. L. Buchwald and A. L. Reingold, *J. Am. Chem. Soc.*, 1988, **110**, 7215.
- 38 A. G. Vaughan, P. B. Rupert and G. L. Hillhouse, *J. Am. Chem. Soc.*, 1987, **109**, 5538.
- 39 (a) J. G. Andino, U. J. Kilgore, M. Pink, A. Ozarowski, J. Krzystek, J. Telser, M.-H. Baik and D. J. Mindiola, *Chem. Sci.*, 2010, **1**, 351; (b) U. J. Kilgore, C. A. Sengelaub, H. Fan, J. Tomaszewski, J. A. Karty, M.-H. Baik and D. J. Mindiola, *Organometallics*, 2009, **28**, 843.
- 40 (a) M. G. Crestani, A. Olasz, B. Pinter, B. C. Bailey, S. Fortier, X. Gao, C.-H. Chen, M.-H. Baik and D. J. Mindiola, *Chem. Sci.*, 2013, **4**, 2543; (b) M. G. Crestani, A. K. Hickey, X. Gao, B. Pinter, V. N. Cavaliere, J.-I. Ito, C.-H. Chen and D. J. Mindiola, *J. Am. Chem. Soc.*, 2013, **135**, 14754; (c) V. N. Cavaliere, M. G. Crestani, B. Pinter, M. Pink, C.-H. Chen, M.-H. Baik and D. J. Mindiola, *J. Am. Chem. Soc.*, 2011, **133**, 10700.
- 41 J. L. Kisko, T. Hascall and G. Parkin, *J. Am. Chem. Soc.*, 1997, **119**, 7609.
- 42 J. S. Figueroa and C. C. Cummins, *J. Am. Chem. Soc.*, 2003, **125**, 4020.
- 43 C. C. Cummins, R. R. Schrock and W. M. Davis, *Inorg. Chem.*, 1994, **33**, 1448.
- 44 T. D. Palluccio, E. V. Rybak-Akimova, S. Majumdar, X. Cai, M. Chui, M. Temprado, J. S. Silvia, A. F. Cozzolino, D. Tofan,



- A. Velian, C. C. Cummins, B. Captain and C. D. Hoff, *J. Am. Chem. Soc.*, 2013, **135**, 11357.
- 45 C. Ni, B. D. Ellis, G. J. Long and P. P. Power, *Chem. Commun.*, 2009, 2332.
- 46 (a) K. Koo and G. L. Hillhouse, *Organometallics*, 1998, **17**, 2942; (b) P. T. Matsunaga, J. C. Mavropoulos and G. L. Hillhouse, *Polyhedron*, 1995, **14**, 175; (c) K. Koo, G. L. Hillhouse and A. L. Reingold, *Organometallics*, 1995, **14**, 456; (d) P. T. Matsunaga, G. L. Hillhouse and A. L. Reingold, *J. Am. Chem. Soc.*, 1993, **115**, 2075.
- 47 N. D. Harrold, R. Waterman, G. L. Hillhouse and T. R. Cundari, *J. Am. Chem. Soc.*, 2009, **131**, 12872.
- 48 B. Horn, C. Limberg, C. Herwig, M. Fiest and S. Mebs, *Chem. Commun.*, 2012, **48**, 8243.
- 49 A. Walstrom, M. Pink, H. Fan, J. Tomaszewski and K. G. Caulton, *Inorg. Chem.*, 2007, **46**, 7704.
- 50 A. W. Kaplan and R. G. Bergman, *Organometallics*, 1998, **17**, 5072.
- 51 A. G. Tskhovrebov, E. Solari, R. Scopelliti and K. Severin, *Organometallics*, 2012, **31**, 7235.
- 52 W. H. Harman and C. Chang, *J. Am. Chem. Soc.*, 2007, **129**, 15128.
- 53 J. R. Bleeke and R. Behm, *J. Am. Chem. Soc.*, 1997, **119**, 8503.
- 54 (a) D. J. Berg, C. J. Burns, R. A. Andersen and A. Zalkin, *Organometallics*, 1989, **8**, 1865; (b) W. J. Evans, J. W. Gate, I. Bloom, W. E. Hunter and J. L. Atwood, *J. Am. Chem. Soc.*, 1985, **107**, 405.
- 55 (a) S. M. Franke, B. L. Tran, F. W. Heinemann, W. Hieringer, D. J. Mindiola and K. Meyer, *Inorg. Chem.*, 2013, **52**, 10552; (b) O. P. Lam, S. C. Bart, H. Kameo, F. W. Heinemann and K. Meyer, *Chem. Commun.*, 2010, **46**, 3137; (c) D. S. J. Arney and C. J. Burns, *J. Am. Chem. Soc.*, 1995, **117**, 9448; (d) L. R. Avens, D. M. Barnhart, C. J. Burns, S. D. McKee and W. H. Smith, *Inorg. Chem.*, 1994, **33**, 4245; (e) J.-C. Berthet, J.-F. Le Maréchal, M. Nierlich, M. Lance, J. Vignier and M. Ephritikhine, *J. Organomet. Chem.*, 1991, **408**, 335.
- 56 For examples see: (a) S. Hirabayashi and M. Ichihashi, *Phys. Chem. Chem. Phys.*, 2014, **16**, 26500; (b) J.-B. Ma, Z.-C. Wang, M. Schlangen, S.-G. He and H. Schwarz, *Angew. Chem., Int. Ed.*, 2013, **52**, 1226; (c) Z.-C. Wang, S. Yin and E. R. Bernstein, *Phys. Chem. Chem. Phys.*, 2013, **15**, 10429; (d) Z.-C. Wang, N. Dietl, R. Kretschmer, T. Weiske, M. Schlangen and H. Schwarz, *Angew. Chem., Int. Ed.*, 2011, **50**, 12351; (e) M. Schlangen and H. Schwarz, *Catal. Lett.*, 2012, **142**, 1265; (f) V. Blagojevic, G. Orlova and D. K. Bohme, *J. Am. Chem. Soc.*, 2005, **127**, 3545; (g) I. Balteanu, O. P. Balaj, M. K. Beyer and V. E. Bondybey, *Phys. Chem. Chem. Phys.*, 2004, **6**, 2910; (h) O. P. Balaj, I. Balteanu, T. T. J. Roßteuscher, M. K. Beyer and V. E. Bondybey, *Angew. Chem., Int. Ed.*, 2004, **43**, 6519; (i) M. Brönstrup, D. Schröder, I. Kretschmar, H. Schwarz and J. N. Harvery, *J. Am. Chem. Soc.*, 2001, **123**, 142; (j) V. Baranov, G. Javahery, A. C. Hopkinson and D. K. Bohme, *J. Am. Chem. Soc.*, 1995, **117**, 12801; (k) M. M. Kappes and R. H. Staley, *J. Am. Chem. Soc.*, 1981, **103**, 1286.
- 57 (a) A. Yamamoto, S. Kitazume, L. S. Pu and S. Ikeda, *J. Am. Chem. Soc.*, 1971, **93**, 371; (b) L. S. Pu, A. Yamamoto and S. Ikeda, *Chem. Commun.*, 1969, 189.
- 58 (a) R. G. S. Banks, R. J. Henderson and J. M. Pratt, *J. Chem. Soc. A*, 1968, 2886; (b) R. G. S. Banks, R. J. Henderson and J. M. Pratt, *Chem. Commun.*, 1967, 387.
- 59 (a) A. N. Chernysheva, E. K. Beloglazkina, A. A. Moiseeva, R. L. Antipin, N. V. Zyk and N. S. Zefirov, *Mendeleev Commun.*, 2012, **22**, 70; (b) E. K. Beloglazkina, A. G. Majouga, A. A. Moiseeva, N. V. Zyk and N. S. Zefirov, *Mendeleev Commun.*, 2009, **19**, 69.
- 60 T. Yamada, K. Suzuki, K. Hashimoto and T. Ikeno, *Chem. Lett.*, 1999, 1043.
- 61 T. Yamada, K. Hashimoto, Y. Kitaichi, K. Suzuki and T. Ikeno, *Chem. Lett.*, 2001, 268.
- 62 H. Tanaka, K. Hashimoto, K. Suzuki, Y. Kitaichi, M. Sato, T. Ikeno and T. Yamada, *Bull. Chem. Soc. Jpn.*, 2004, **77**, 1905.
- 63 K. Hashimoto, Y. Kitaichi, H. Tanaka, T. Ikeno and T. Yamada, *Chem. Lett.*, 2001, 922.
- 64 For the solution-based oxidation of alcohols with supported Ru catalysts see: T. L. Stuchinskaya and I. V. Kozhevnikov, *Catal. Commun.*, 2003, **4**, 609.
- 65 K. Hashimoto, H. Tanaka, T. Ikeno and T. Yamada, *Chem. Lett.*, 2002, 582.
- 66 J. T. Groves and J. S. Roman, *J. Am. Chem. Soc.*, 1995, **117**, 5594.
- 67 R. Ben-Daniel and R. Neumann, *Angew. Chem., Int. Ed.*, 2003, **42**, 92.
- 68 J. Ettegui and R. Neumann, *J. Am. Chem. Soc.*, 2009, **131**, 4.
- 69 H. Goldberg, D. Kumar, G. N. Sastry, G. Leitun and R. Neumann, *J. Mol. Catal. A: Chem.*, 2012, **356**, 152.
- 70 B. L. Yonke, J. P. Reeds, P. Y. Zavaliy and L. R. Sita, *Angew. Chem., Int. Ed.*, 2011, **50**, 12342.
- 71 G. Kiefer, L. Jeanbourquin and K. Severin, *Angew. Chem., Int. Ed.*, 2013, **52**, 6302.
- 72 S. Saito, H. Ohtake, N. Umezawa, Y. Kobayashi, N. Kato, M. Hirobe and T. Higuchi, *Chem. Commun.*, 2013, **49**, 8979.
- 73 M. Mayachou, L. Elkbir and P. J. Farmer, *Inorg. Chem.*, 2000, **39**, 289.
- 74 W. Wislicenus, *Ber. Dtsch. Chem. Ges.*, 1892, **25**, 2084.
- 75 J. Haase, in *Organic Azides, Syntheses and Applications*, ed. S. Bräse and K. Banert, John Wiley & Sons, Weinheim, 2010, pp. 29–51.
- 76 (a) K. Clusius and H. Schuhmacher, *Helv. Chim. Acta*, 1958, **41**, 972; (b) K. Clusius and H. Knopf, *Chem. Ber.*, 1956, **89**, 681; (c) K. Clusius and E. Effenberger, *Helv. Chim. Acta*, 1955, **38**, 1834.
- 77 R. Meier, *Chem. Ber.*, 1953, **86**, 1483.
- 78 G. Koga and J.-P. Anselme, *Chem. Commun.*, 1968, 446.
- 79 G. Koga and J.-P. Anselme, *J. Org. Chem.*, 1970, **35**, 960.
- 80 The discussion focusses on solution-based reactions. For the reaction of anionic C- and Si-nucleophiles with N₂O in the gas phase see: (a) C. H. DePuy and R. Damrauer, *Organometallics*, 1984, **3**, 362; (b) J. H. J. Dawson and



- N. M. M. Nibbering, *J. Am. Chem. Soc.*, 1978, **100**, 1928;
(c) V. M. Bierbaum, C. H. dePuy and R. H. Shapiro, *J. Am. Chem. Soc.*, 1977, **99**, 5800.
- 81 W. Schlenk and E. Bergmann, *Liebigs Ann. Chem.*, 1928, **464**, 1.
- 82 F. M. Beringer, J. A. Farr, Jr. and S. Sands, *J. Am. Chem. Soc.*, 1953, **75**, 3984.
- 83 R. Meier and W. Frank, *Chem. Ber.*, 1956, **89**, 2747.
- 84 (a) E. Müller and W. Rundel, *Chem. Ber.*, 1957, **90**, 1302;
(b) E. Müller, D. Ludsteck and W. Rundel, *Angew. Chem.*, 1955, **67**, 617.
- 85 A. N. Nesmeyanov, E. G. Perevalova and T. V. Nikitina, *Dokl. Akad. Nauk SSSR*, 1961, **138**, 1118.
- 86 M. Kurusawa, T. Nankawa, T. Matsuda, K. Kubo, M. Kurihara and H. Nishihara, *Inorg. Chem.*, 1999, **38**, 5113.
- 87 R. Meier and K. Rappold, *Angew. Chem.*, 1953, **65**, 560.
- 88 M. Hays and T. P. Hanusa, *Tetrahedron Lett.*, 1995, **36**, 2435.
- 89 E. Zerner, *Monatsh. Chem.*, 1913, **34**, 1609.
- 90 (a) I. Hermans, B. Moens, J. Peeters, P. Jacobs and B. Sels, *Phys. Chem. Chem. Phys.*, 2007, **9**, 4269; (b) V. I. Avdeev, S. P. Ruzankin and G. M. Zhidomirov, *Chem. Commun.*, 2003, 42.
- 91 K. Banert and O. Plefka, *Angew. Chem., Int. Ed.*, 2011, **50**, 6171.
- 92 (a) G. A. Vaughan, G. L. Hillhouse and A. L. Rheingold, *J. Am. Chem. Soc.*, 1990, **112**, 7994; (b) G. A. Vaughan, C. D. Sofield and G. L. Hillhouse, *J. Am. Chem. Soc.*, 1989, **111**, 5491.
- 93 D. J. Mindiola, L. A. Watson, K. Meyer and G. L. Hillhouse, *Organometallics*, 2014, **33**, 2760.
- 94 T. Labahn, A. Mandel and J. Magull, *Z. Anorg. Allg. Chem.*, 1999, **625**, 1273.
- 95 S. Demir, E. Montalvo, J. W. Ziller, G. Meyer and W. J. Evans, *Organometallics*, 2010, **29**, 6608.
- 96 (a) J.-P. F. Cherry, A. R. Johnson, L. M. Baraldo, Y.-C. Tsai, C. C. Cummins, S. V. Kryatov, E. V. Rybak-Akimova, K. B. Capps, C. D. Hoff, C. M. Haar and S. P. Nolan, *J. Am. Chem. Soc.*, 2001, **123**, 7271; (b) A. R. Johnson, W. M. Davis, C. C. Cummins, S. Serron, S. P. Nolan, D. G. Musaev and K. Morokuma, *J. Am. Chem. Soc.*, 1998, **120**, 2071; (c) C. E. Laplaza, A. L. Odom, W. M. Davis and C. C. Cummins, *J. Am. Chem. Soc.*, 1995, **117**, 4999.
- 97 For a computational study see: C. Cavigliasso, A. Criddle, H.-S. Kim, R. Stranger and B. F. Yates, *Dalton Trans.*, 2014, **43**, 4631.
- 98 J. P. Reeds, B. L. Yonke, P. Y. Zavalij and L. R. Sita, *J. Am. Chem. Soc.*, 2011, **133**, 18602.
- 99 For a computational study see: H. Xie, L. Yang, X. Ye and Z. Cao, *Organometallics*, 2014, **33**, 1553.
- 100 For a metal-induced N–N bond cleavage in the gas phase see: C. Heinemann and H. Schwarz, *Chem. – Eur. J.*, 1995, **1**, 7.
- 101 M. R. McCarthy, T. J. Crevier, B. Bennett, A. Dehestani and J. M. Mayer, *J. Am. Chem. Soc.*, 2000, **122**, 12391.
- 102 E. Otten, R. C. Neu and D. W. Stephan, *J. Am. Chem. Soc.*, 2009, **131**, 9918.
- 103 For a computational study see: T. M. Gilbert, *Dalton Trans.*, 2012, **41**, 9046.
- 104 R. C. Neu, E. Otten and D. W. Stephan, *Angew. Chem., Int. Ed.*, 2009, **48**, 9709.
- 105 G. Ménard, J. A. Hatnean, H. J. Cowley, A. J. Lough, J. M. Rawson and D. W. Stephan, *J. Am. Chem. Soc.*, 2013, **135**, 6446.
- 106 (a) E. Theuergarten, A. C. T. Kuate, M. Freytag and M. Tamm, *Isr. J. Chem.*, 2015, **55**, 202; (b) M. J. Kelly, J. Gilbert, R. Tirfoin and S. Aldridge, *Angew. Chem., Int. Ed.*, 2013, **52**, 14094.
- 107 A. G. Tskhovrebov, E. Solari, M. Wodrich, R. Scopelliti and K. Severin, *Angew. Chem., Int. Ed.*, 2012, **51**, 232.
- 108 A. G. Tskhovrebov, B. Vuichoud, E. Solari, R. Scopelliti and K. Severin, *J. Am. Chem. Soc.*, 2013, **135**, 9486.
- 109 M. Göhner, P. Haiss, N. Kuhn, M. Stöbele and K.-P. Zeller, *Z. Naturforsch.*, 2013, **68b**, 539.
- 110 E. Theuergarten, T. Bannenberg, M. D. Walter, D. Holschumacher, M. Freytag, C. G. Daniliuc, P. G. Jones and M. Tamm, *Dalton Trans.*, 2014, **43**, 1651.
- 111 A. G. Tskhovrebov, E. Solari, M. D. Wodrich, R. Scopelliti and K. Severin, *J. Am. Chem. Soc.*, 2012, **134**, 1471.
- 112 A. G. Tskhovrebov, E. Solari, R. Scopelliti and K. Severin, *Inorg. Chem.*, 2013, **52**, 11688.
- 113 A. G. Tskhovrebov, L. C. E. Neasted, E. Solari, R. Scopelliti and K. Severin, *Angew. Chem., Int. Ed.*, 2015, **54**, 1289.
- 114 (a) D. K. Kölmel, N. Jung and S. Bräse, *Aust. J. Chem.*, 2014, **67**, 328; (b) D. B. Kimball and M. M. Haley, *Angew. Chem., Int. Ed.*, 2002, **41**, 3338.
- 115 D. R. Newell, B. J. Foster, J. Carmichael, A. L. Harris, K. Jenns, L. A. Gumbrell and A. H. Calvert, *Triazenes-Chemical, Biological and Clinical Aspects*, Springer, Berlin, Heidelberg, 1990, p. 119.
- 116 G. Kiefer, T. Riedel, P. Dyson, R. Scopelliti and K. Severin, *Angew. Chem., Int. Ed.*, 2015, **54**, 302.

