

CrossMark  
click for updatesCite this: *Chem. Sci.*, 2015, 6, 618

# Probing the second dehydrogenation step in ammonia-borane dehydrocoupling: characterization and reactivity of the key intermediate, B-(cyclotriborazanyl)amine-borane†

Hassan A. Kalviri,<sup>a</sup> Felix Gärtner,<sup>ab</sup> Gang Ye,<sup>a</sup> Ilia Korobkov<sup>a</sup> and R. Tom Baker<sup>\*a</sup>

While thermolysis of ammonia-borane (AB) affords a mixture of aminoborane- and iminoborane oligomers, the most selective metal-based catalysts afford exclusively cyclic iminoborane trimer (borazine) and its B–N cross-linked oligomers (polyborazylene). This catalysed dehydrogenation sequence proceeds through a branched cyclic aminoborane oligomer assigned previously as trimeric B-(cyclodiborazanyl)amine-borane (BCDB). Herein we utilize multinuclear NMR spectroscopy and X-ray crystallography to show instead that this key intermediate is actually *tetrameric* B-(cyclotriborazanyl)amine-borane (BCTB) and a method is presented for its selective synthesis from AB. The reactivity of BCTB upon thermal treatment as well as catalytic dehydrogenation is studied and discussed with regard to facilitating the second dehydrogenation step in AB dehydrocoupling.

Received 3rd September 2014

Accepted 30th October 2014

DOI: 10.1039/c4sc02710h

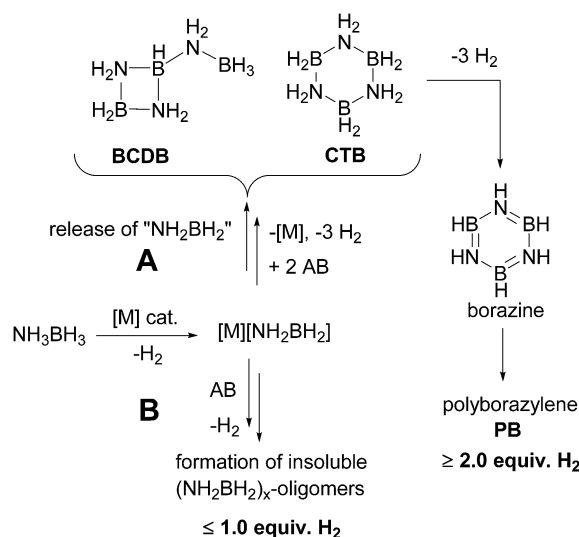
www.rsc.org/chemicalscience

## Introduction

The development of clean and efficient technologies for the production, storage and utilization of hydrogen is prerequisite for establishing a hydrogen economy.<sup>1</sup> For hydrogen storage,<sup>2</sup> chemical hydrides such as methanol,<sup>3</sup> formic acid,<sup>4</sup> carbazoles,<sup>5</sup> hydrazine<sup>6</sup> and especially ammonia-borane<sup>7</sup> are promising sources that could serve as ‘drop-in’ liquid fuels with the existing fuel delivery infrastructure.

Ammonia-borane (AB,  $\text{NH}_3\text{BH}_3$ ) is an especially attractive hydrogen storage material due to its high gravimetric hydrogen content of 194 g  $\text{H}_2$  per kg (19.6 wt%  $\text{H}_2$ ). Since the molecule contains both hydridic as well as protic hydrogens, hydrogen release can be realized under mild conditions by various means such as thermal treatment,<sup>8</sup> acid-<sup>9</sup> or base-<sup>10</sup> catalysis, or metal-based catalysis.<sup>11,12</sup> A number of AB dehydrocoupling mechanisms have been elucidated<sup>8,9,10,11g-k,13</sup> and metal-based catalysis has been shown to offer the best combination of selectivity and  $\text{H}_2$  release rate. While many of the very active catalysts afford linear polyaminoborane and a single equivalent of hydrogen,<sup>11b,d,e,13b,14</sup> the most selective catalysts generate >2 equiv.  $\text{H}_2$  with concomitant formation of cyclic iminoborane trimer

(borazine) and its BN-cross-linked oligomers (polyborazylene; Scheme 1).<sup>11c,i,k-m,q,r</sup> Mechanistic studies of AB dehydrocoupling in ethereal solutions (kinetics, isotope labelling and intermediate trapping) point to the importance of reactive amino-borane,  $\text{NH}_2\text{BH}_2$ , shown previously to oligomerize above  $-150^\circ\text{C}$ .<sup>15</sup> It has been suggested that the very active catalysts can retain aminoborane in the first or second coordination sphere and undergo a coordination polymerization-type mechanism (Scheme 1, path B).<sup>13a,16</sup> In contrast, the selective catalysts



Scheme 1 Proposed mechanisms for the metal catalyzed dehydrogenation of ammonia-borane.

<sup>a</sup>Department of Chemistry and Centre for Catalysis Research and Innovation (CCRI), University of Ottawa, 10 Marie Curie, Ottawa, Ontario, K1N 6N5, Canada. E-mail: rbaker@uottawa.ca; Fax: +1 613 5625613; Tel: +1 613 5625698

<sup>b</sup>Leibniz-Institut für Katalyse (LIKAT), Albert-Einstein Straße 29a, 18059 Rostock, Germany

† Electronic supplementary information (ESI) available: Experimental procedures, X-ray and NMR data. CCDC 1022830 and 1022831. For ESI and crystallographic data in CIF or other electronic format see DOI: 10.1039/c4sc02710h

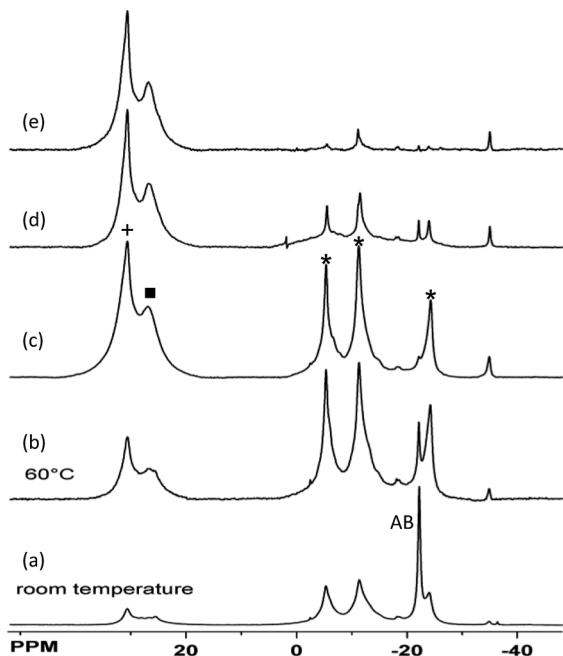


Fig. 1  $^{11}\text{B}\{^1\text{H}\}$  NMR spectra showing  $\text{Ni}(\text{NHC})_2$ -catalyzed conversion of AB to **3** (\*) [(a): after 12 h at 20 °C] and of **3** to borazine (+) and polyborazylene (■) [(b)–(e) after heating at 60 °C in the NMR probe (10 min intervals;  $\text{NHC} = 1,3,4$ -triphenyl-4,5-dihydro-1*H*-1,2,4-triazol-5-ylidene). Minor resonances in top spectrum are due to CTB (−12 ppm) and  $\text{NHC}$ -borane (−34 ppm).

expel aminoborane into solution where it undergoes oligomerization to cyclotriborazane (**1**, CTB) and a key branched, cyclic aminoborane intermediate, that we assigned previously as trimeric B-(cyclodiborazanyl)amine-borane (**2**, BCDB). These intermediates then undergo further catalyzed dehydrogenation to the observed borazine and polyborazylene products (Scheme 1, path A and Fig. 1).

In spite of the successful design and development of AB dehydrogenation catalysts, their application is hampered by formation of volatile borazine (bp 51 °C) which contaminates the  $\text{H}_2$  stream and poisons the fuel cell catalyst.<sup>17</sup> More work is thus needed on understanding and optimizing the second and third  $\text{H}_2$  release steps and in particular on the reactivity of the key cyclic aminoborane intermediate. In this work we describe the first practical synthesis of this intermediate and show unequivocally that it is, in fact, a branched, cyclic aminoborane *tetramer*, B-(cyclotriborazanyl)amine-borane (**3**, BCTB). Reactivity studies demonstrate why thermolysis of **3** yields different products than those derived from its catalytic dehydrogenation.

## Results

### Synthesis and molecular structure of the aminoborane selective oligomerization product

Initial attempts to isolate the key cyclic aminoborane intermediate from AB solution thermolysis at 80 °C, or catalyzed AB dehydrogenation using 10 mol%  $\text{FeH}(\text{CH}_2\text{PMe}_2)(\text{PMe}_3)_3$  (ref. 18) or  $\text{Ni}$  *N*-heterocyclic carbene precursors<sup>11c,13a</sup> at room

temperature over several days invariably produced impure samples in low yields (ESI,† p. 3). In contrast, reaction of AB with 5 mol% of Schwartz' reagent,  $\text{Cp}_2\text{ZrHCl}$  (**4**), at 50 °C afforded much purer samples in fair to good yields (ESI,† p. 4). As reported previously,<sup>13a</sup> the  $^{11}\text{B}$  NMR spectrum of the product consists of doublet, triplet and quartet resonances due to the  $\text{BH}$ ,  $\text{BH}_2$  and  $\text{BH}_3$  groups (Fig. S4†). In previous samples the intensity of the  $\text{BH}_2$  resonance was often seen to be greater than that of the other two, presumed to be due to differing amounts of the aminoborane cyclic trimer, CTB (**1**). After sublimation (80 °C,  $2 \times 10^{-6}$  torr for 24 h), however, the desired product was contaminated mostly by a small amount of AB. Although the  $^1\text{H}$  NMR spectrum confirmed just a trace amount of CTB impurity, the  $\text{BH}_2$  intensity in the  $^{11}\text{B}$  NMR spectrum was still approximately twice that of the other two resonances (Fig. S5 and S6†). Turning to single crystal X-ray crystallography, crystals from the sublimed product were grown *via* two different methods and obtained as a glyme solvate and a crown ether adduct.<sup>19</sup> Both structures showed the intermediate to be the branched, cyclic aminoborane *tetramer*, B-(cyclotriborazanyl)-amine-borane (**3**, BCTB). (Fig. 2 and S7†). As expected, the bond distances and angles within the 6-membered ring ( $\text{B3-N3} = 1.572(2)$  Å,  $\text{B3-N3-B2} = 116.8(1)^\circ$  and  $\text{N1-B3-N3} = 107.1(1)^\circ$ ) are similar to those in CTB ( $\text{B-N}_{\text{avg}} = 1.574(2)$  Å,  $\text{B-N-B}_{\text{avg}} = 115.6(1)^\circ$  and  $\text{N-B-N}_{\text{avg}} = 107.0(1)^\circ$ )<sup>20</sup> and the  $\text{B4-N4}$  distance (1.588(2) Å) is similar to analogous bonds in other amine-boranes such as propylamine-borane (1.593(3) Å).<sup>21</sup> Both structures feature extensive dihydrogen bonding as well as conventional N–H–O hydrogen bonds (Fig. S7 and S8 and Table S6†).

### Proton and nitrogen NMR spectra of BCTB, **3**

A series of multinuclear NMR studies confirmed the structure of BCTB in solution. In the  $^{11}\text{B}$  decoupled  $^1\text{H}/^1\text{H}$  COSY NMR spectrum at −15 °C (Fig. 3), the  $\text{BH}$  resonance at  $\delta$  2.5 ppm is strongly correlated with the  $\text{NH}$  at  $\delta$  3.0 (a in Fig. 3). A weaker correlation is observed with the other  $\text{NH}$  at  $\delta$  3.2 (b in Fig. 3), thus confirming the chair configuration of the BCTB molecule at low temperature (*i.e.*, strong axial–axial correlations). Moreover, two resonances are observed for  $\text{BH}_2$  groups at  $\delta$

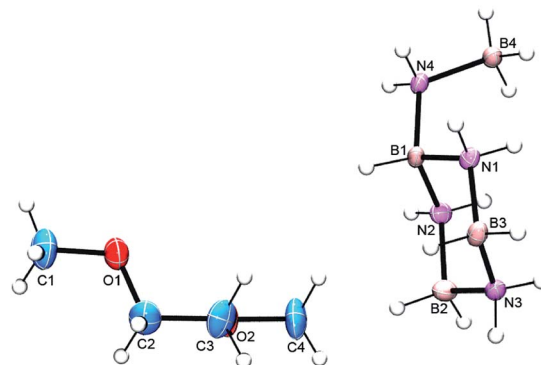


Fig. 2 ORTEP view of BCTB (**3**) co-crystallized with glyme. The thermal ellipsoids are drawn at the 50% probability level.

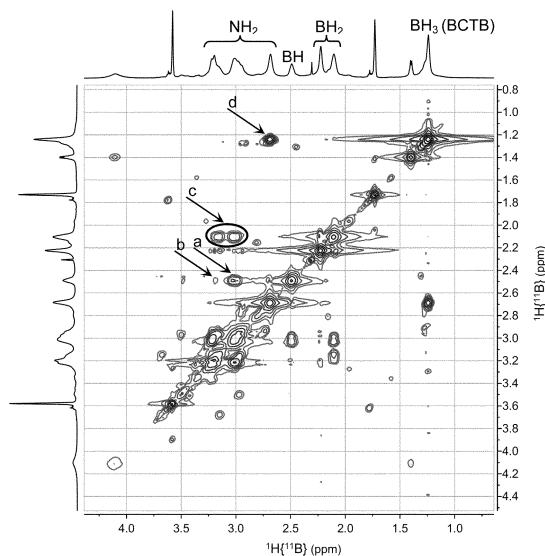


Fig. 3 2D-NMR ( $^1\text{H}$ – $^1\text{H}$  COSY) (THF- $\text{d}_8$ ) of BCTB at  $-15^\circ\text{C}$ .

2.1 and 2.2 (c in Fig. 3) with integrations close to 1 : 1 (Fig. S6†). These two peaks can be assigned to the axial and equatorial  $\text{BH}_2$  groups in BCTB. Thus at low temperature separate correlations are observed with axial and equatorial protons of  $\text{NH}_2$  groups in the ring. On the other hand, the *exo*- $\text{NH}_2$  group ( $\delta$  2.7) shows a strong correlation with the  $\text{BH}_3$  group ( $\delta$  1.2) on the side chain (d in Fig. 3). The TOCSY NMR spectrum shows also that the in-ring  $\text{NH}_2$  resonances are all strongly correlated with each other (e in Fig. 4). As well, the  $\text{BH}_2$  and  $\text{BH}$  groups in the ring exhibit strong correlations with the  $\text{NH}_2$  protons (f in Fig. 4) whereas the  $\text{BH}$  correlates more weakly with the external  $\text{NH}_2$  compared with the internal  $\text{NH}_2$  groups (g in Fig. 4). Variable temperature  $^1\text{H}$   $\{^{14}\text{N}\}$  NMR spectra of BCTB in THF- $\text{d}_8$  show also the

sensitivity of the  $\text{NH}$  chemical shifts to temperature (Fig. S9†), likely due to changes in hydrogen bonding structural motifs. Compared to the literature data for ammonia-borane and CTB,<sup>8d</sup> we observed similar  $^{15}\text{N}$  NMR chemical shifts (Fig. S10†). However, overlapping signals at  $-362$  ppm were assigned to the  $\text{NH}_2$ -groups within the six-membered ring of BCTB (due to correlation with the  $\text{NH}_2$ -protons with an integral of 6) (a in Fig. S10†) and the resonance at  $-367$  ppm was assigned to the *exo*-cyclic  $\text{NH}_2$ -group (b in Fig. S10†). Finally, the resonance at  $-377$  ppm correlates with the  $\text{NH}_3$  resonance due to the ammonia-borane impurity in the sample (c in Fig. S10†).

### Reactivity of BCTB, 3

Reactivity studies demonstrate that thermolysis of 3 yields different products than those derived from its catalytic dehydrogenation. While THF or glyme solutions of AB undergo slow dehydrogenation at  $85^\circ\text{C}$ , thermolysis of CTB does not proceed readily below  $125^\circ\text{C}$ .<sup>22</sup> Thermal treatment of BCTB ( $100^\circ\text{C}$ , diglyme) led to a mixture of products. After 1 and 3 h CTB, borazine and AB were detected as the main products in a sealed NMR tube experiment (Fig. S11,† Scheme 2A). After 20 h almost all BCTB was converted to borazine (as the main product) and CTB (Fig. S11†). Formation of the latter product suggests a 1,3-hydride transfer from the  $\text{BH}_3$  to the  $\text{BH}$  group of BCTB, affording CTB and aminoborane,  $\text{NH}_2\text{BH}_2$ . Indeed, when cyclohexene was used to trap the latter, a clean reaction ensued with predominate formation of CTB and  $\text{NH}_2\text{BCy}_2$  (Fig. S12†). In contrast, heating BCTB at  $60^\circ\text{C}$  in the presence of 7.5 mol%  $[\text{Ru}(\mu\text{-Cl})(\text{cod})]_2$  (5, cod = 1,5-cyclooctadiene) afforded exclusively borazine and polyborazylene (Fig. S18†).

In order to probe the second dehydrogenation step of AB dehydrocoupling in more detail, we investigated a series of metal complexes as precatalysts for the dehydrogenation of BCTB. The complexes  $[\text{RuCl}_2(\text{P}^{\wedge}\text{N})_2]$  (6,  $\text{P}^{\wedge}\text{N}$ : 2-(di-*tert*-butylphosphino)-ethylamine),<sup>11d</sup>  $\text{Ni}(\text{IMes})_2$  (7, IMes: *N,N'*-bis(2,4,6-trimethylphenyl)imidazol-2-ylidene),<sup>11c,23</sup> and  $[\text{RuH}(\text{PMe}_3)_3(\text{BH}_4)]$  (8)<sup>24,25</sup> have been applied previously as dehydrogenation catalysts for AB. The iron hydride complex  $[\text{FeH}(\text{PP}_3)][\text{BPh}_4]$  (9,  $\text{PP}_3$ : tris[2-(diphenylphosphino)ethyl]-phosphine)<sup>26</sup> has been successfully employed for the catalytic dehydrogenation of formic acid.<sup>4c</sup> In a typical experiment 20 mg BCTB was heated in THF ( $60^\circ\text{C}$ ) in the presence of 15 mol% catalyst (with respect to BCTB). The reaction progress was monitored using  $^{11}\text{B}$  NMR spectroscopy with samples taken after 1, 3 and 16 h. Based on their reactivity, the catalysts can be divided into three groups (Scheme 2 B–D). Complexes 4 and 8 had little effect and the NMR spectra after 16 h were similar to those obtained from the control experiment (Fig. S13–15†). Complexes 7 and 9, however, converted BCTB to a mixture of CTB, borazine and polyborazylene (Fig. S16 and S17†). The inability of complex 7 to dehydrogenate CTB to borazine was confirmed using isolated CTB (no reaction after 24 h at  $60^\circ\text{C}$ ). Most interestingly, a third group of catalysts, complexes 5 and 6, effected the dehydrogenation of both BCTB and CTB after the 16 h reaction time (Fig. S18 and S19†).

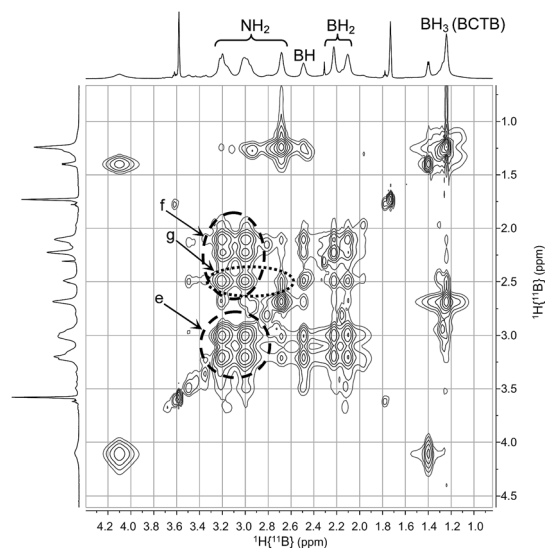
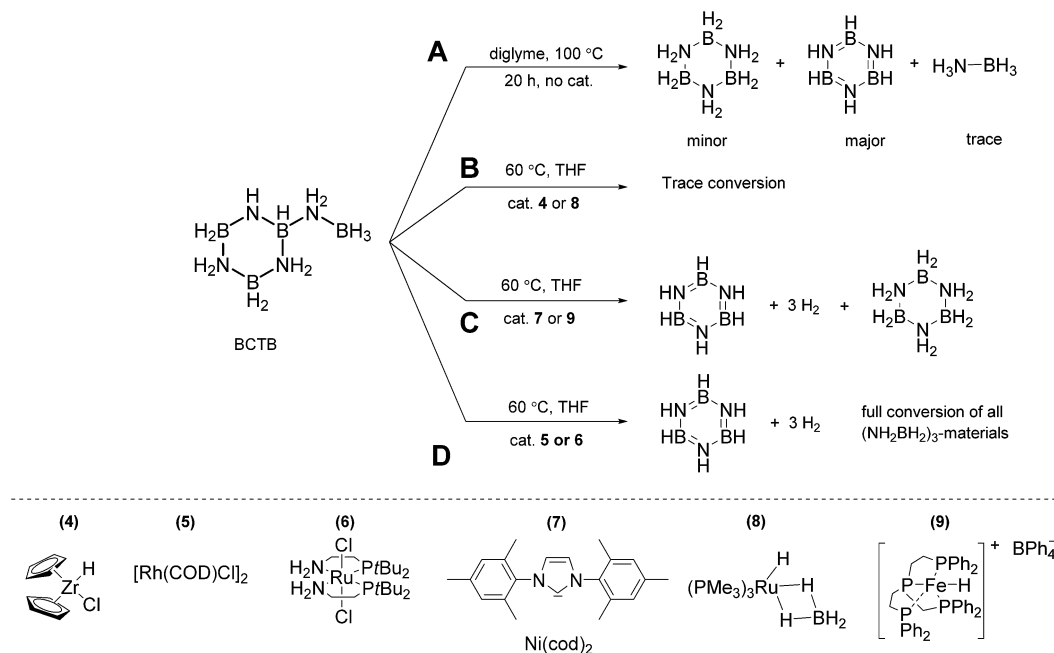


Fig. 4 2D-NMR ( $^1\text{H}$ – $^1\text{H}$  TOCSY) (THF- $\text{d}_8$ ) of BCTB at  $-15^\circ\text{C}$ .





Scheme 2 Reactivity of BCTB in the presence of complexes 4 to 9 (20 mg BCTB, 15 mol% catalyst, 2.5 mL THF, 60 °C, 16 h).

## Discussion

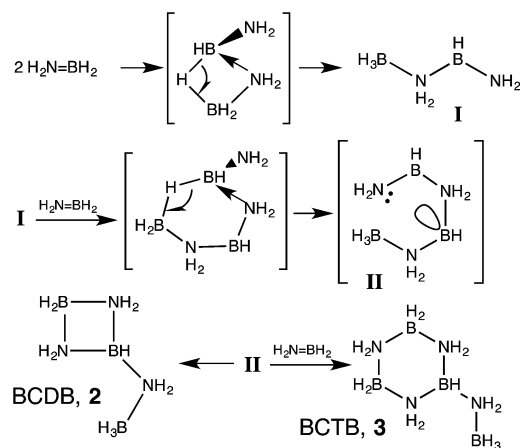
### Synthesis and formation of BCTB, 3

Our new synthesis of BCTB takes advantage of the sluggish reactivity of  $d^0$  complexes with  $\text{AB}^{27}$  and particularly the inability of  $\text{Cp}_2\text{ZrHCl}$  to catalyse the dehydrogenation of BCTB to borazine, as shown above. We propose that the AB dehydrogenation proceeds through the amidoborane complex  $\text{Cp}_2\text{ZrCl}(\text{NH}_2\text{BH}_3)$ , **10**, characterized previously by Roesler *et al.*<sup>28</sup>  $\beta$ -elimination of the B–H bond then affords the amino-borane monomer, regenerating the catalyst. In the presence of cyclohexene, all the aminoborane was trapped by cyclohexene and no BCTB formation was observed (Fig. S20†). While we did not observe **10** in the  $^{11}\text{B}$  NMR spectra of these reactions, resonances were observed at  $-15.8$  (quintet,  $J_{\text{B-H}} = 86$  Hz) (minor) and  $-7.1$  ppm (quintet,  $J_{\text{B-H}} = 87$  Hz) due to  $\text{Cp}_2\text{Zr}(\text{BH}_4)_2$ , **11**, and  $\text{Cp}_2\text{ZrCl}(\text{BH}_4)$ , **12**, respectively (Fig. S3†). As these complexes are likely resting states of the Zr hydride catalysts, we also investigated the reaction of complex **11** with 20 equiv. of AB. Poor BCTB selectivity was observed and borazine was detected as the major product (Fig. S21†).

In light of the variety of diverse mechanisms that have been postulated for the thermolytic and catalyzed dehydrogenation of AB, what is the origin of the extremely clean formation of BCTB with selected metal complex catalysts? Substituted primary aminoboranes such as methylaminoborane,  $\text{NMeH}=\text{BH}_2$ , are postulated to oligomerize in solution to the cyclic trimer and, with further heating, to  $N,N',N''$ -trimethylborazine.<sup>29</sup> Although the detailed mechanisms of these transformations require additional elucidation, formation of branched oligomers has been confined to reactions of the parent amine-borane, AB. In previous computational studies we<sup>13a</sup> and others<sup>30</sup> showed that

this selective oligomerization could proceed *via* B–H–B bridged intermediates followed by intramolecular attack of  $\text{NH}_2$  on the three-coordinate boron (Scheme 3). The dimerization thus affords unusual (not yet observed) intermediate **I** with BH and  $\text{BH}_3$  groups. Addition of the third aminoborane monomer to **I** through a similar mechanism then generates intermediate **II** which was proposed to undergo an additional intramolecular attack of  $\text{NH}_2$  on three-coordinate boron to give BCDB, **2** selectively. In this work we find instead that *intermolecular* reaction of **II** with a fourth equivalent of aminoborane selectively affords the branched cyclic aminoborane *tetramer*, BCTB, **3**.

On the basis of  $^{11}\text{B}$  and  $^{15}\text{N}$  NMR spectroscopy, thermolysis of AB in glyme solvent at 80 °C was proposed to generate both cyclodiborazine and cyclotriborazine in addition to a branched



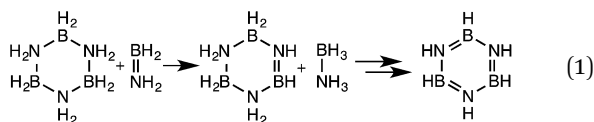
Scheme 3 Oligomerization of aminoborane through B–H–B bridged intermediates.



aminoborane cyclic oligomer, assigned as BCDB, 2.<sup>8d</sup> This product distribution results presumably from the slow thermal generation of the aminoborane monomer, likely catalysed by traces of free BH<sub>3</sub>.<sup>31</sup> In the metal-catalysed reaction, however, rapid generation of aminoborane favors selective generation of BCTB, 3, as long as the monomer does not take part in the metal coordination oligomerization pathway to linear polyaminoborane.<sup>16</sup> Further work is thus needed to fully characterize the branched aminoborane cyclic oligomer derived from uncatalysed AB thermolysis.

### Thermal vs. catalysed conversion of BCTB, 3

The branched aminoborane tetramer, BCTB, 3, is considerably more reactive than the cyclic trimer, CTB, 1, which is believed to undergo competing ring-opening and dehydrogenation pathways.<sup>22b</sup> The formation of some borazine and ammonia-borane from the thermolysis of 3 can be attributed to hydrogen transfer processes (eqn (1)) as studied recently by Manners and co-workers.<sup>32</sup> Consistent with this proposal, neither AB nor borazine was observed on thermolysis of 3 in the presence of cyclohexene which effectively traps the aminoborane monomer.<sup>33</sup>



The catalysed reactions of 3 shed additional light on the second H<sub>2</sub> release step from AB. The fact that Ru catalyst precursor 8 is unable to dehydrogenate 3 is consistent with previous studies that showed the sensitivity of 8 to the reaction solvent. While poor selectivity for AB dehydrogenation was observed in THF, formation of insoluble polyaminoborane could be prevented using ionic liquids with nucleophilic anions.<sup>25</sup> Similar observations were made using the Ni(NHC)<sub>2</sub> catalyst that required a mixed benzene–glyme solvent system to release >2 equiv. of H<sub>2</sub>.<sup>11c</sup> In spite of the short lifetime of this catalyst, the small amount of CTB remaining in Fig. 1(d) supports the greater reactivity seen for 3 vs. CTB using the similar catalyst 7. In contrast, the [RuCl<sub>2</sub>(P<sup>^</sup>N)<sub>2</sub>]/KOBu<sup>t</sup> catalyst system 6 that was reported to afford a single equivalent of hydrogen from AB readily converted both CTB and 3 to borazine and polyborazylene. This would thus be a good candidate for further solvent studies to avoid the aminoborane coordination polymerization pathway from AB. Finally, the Rh colloids<sup>12a,b</sup> or clusters<sup>34</sup> derived from the chlororhodium diene catalyst precursor 5 are also effective catalysts for conversion of 3 to borazine and polyborazylene although catalyst lifetime experiments have yet to be performed.<sup>12b</sup>

## Conclusions

Utilization of the Cp<sub>2</sub>ZrHCl catalyst precursor has allowed for the isolation and characterization of the key intermediate in the second step of metal-catalysed AB dehydrogenation. In contrast

to previous assignments, the intermediate has now been identified as the BN ethylcyclohexane analog, the branched, cyclic aminoborane tetramer, B-(cyclotriborazanyl)amine-borane (3). Reactivity studies show that higher yields of 3 would likely be obtained if reaction of the aminoborane monomer with CTB to give borazine and AB (eqn (1)) could be controlled. Testing of several catalysts commonly used for dehydrocoupling reactions for this second dehydrogenation step revealed an important difference in selectivity as some catalysts converted 3, but not CTB, into borazine and polyborazylene. With this information in hand we are now poised to address the challenging third step of AB dehydrogenation – identifying an effective catalyst for the BN cross-linking of borazine to polyborazylene.<sup>35</sup>

## Acknowledgements

We thank the US Department of Energy for support of this work through the Office of Science Basic Energy Sciences Research Contract #DE-FC36-05GO15051. Thank you also to the Canada Foundation for Innovation, Ontario Ministry of Economic Development and Innovation, Canada Research Chairs and the University of Ottawa for provision of enabling infrastructure and Dr Glenn Facey for help with the NMR measurements. Part of this work was supported by the BMBF (Spitzenforschung und Innovation in den neuen Ländern). F. G. thanks the Fonds der Chemischen Industrie (FCI) for a Kekulé grant.

## Notes and references

- (a) L. Barreto, A. Makahira and K. Riahi, *Int. J. Hydrogen Energy*, 2003, **28**, 267–284; (b) G. W. Crabtree, M. S. Dresselhaus and M. V. Buchanan, *Phys. Today*, 2004, **57**, 39–44; (c) U. Bossel, B. Eliasson and G. Taylor, *J. KONES Int. Comb. Eng.*, 2004, **11**, 87–111.
- (a) U. Eberle, M. Felderhoff and F. Schüth, *Angew. Chem., Int. Ed.*, 2009, **48**, 6608–6630; (b) J. Yang, A. Sudik, C. Wolverton and D. J. Siegel, *Chem. Soc. Rev.*, 2010, **39**, 656–675.
- M. Nielsen, E. Alberico, W. Baumann, H.-J. Drexler, H. Junge, S. Gladiali and M. Beller, *Nature*, 2013, **495**, 85–89.
- (a) T. C. Johnson, D. J. Morris and M. Wills, *Chem. Soc. Rev.*, 2010, **39**, 81; (b) B. Loges, A. Boddien, F. Gärtner, H. Junge and M. Beller, *Top. Catal.*, 2010, **53**, 902–914; (c) A. Boddien, D. Mellmann, F. Gärtner, R. Jackstell, H. Junge, P. J. Dyson, G. Laurenczy, R. Ludwig and M. Beller, *Science*, 2011, **333**, 1733–1736; (d) M. Graseman and G. Laurenczy, *Energy Environ. Sci.*, 2012, **5**, 8171–8181.
- (a) J. von Wild, T. Friedrich, A. Cooper, B. Toseland, G. Muraro, W. TeGrotenhuis, Y. Wang, P. Humble and A. Karim, *WHC Proc.*, 2010, **78–4**, 189–197; (b) D. Teichmann, W. Arlt, P. Wasserscheid and R. Freymann, *Energy Environ. Sci.*, 2011, **4**, 2767–2773; (c) F. Sotodeh and K. J. Smith, *Can. J. Chem. Eng.*, 2013, **91**, 1477–1490.
- (a) S. K. Singh, X.-B. Zhang and Q. Xu, *J. Am. Chem. Soc.*, 2009, **131**, 9894–9895; (b) S. K. Singh and Q. Xu, *J. Am. Chem. Soc.*, 2009, **131**, 18032–18033.
- (a) F. H. Stephens, V. Pons and R. T. Baker, *Dalton Trans.*, 2007, 2613–2626; (b) T. B. Marder, *Angew. Chem., Int. Ed.*,



- 2007, **46**, 8116–8118; (c) C. W. Hamilton, R. T. Baker, A. Staubitz and I. Manners, *Chem. Soc. Rev.*, 2009, **38**, 279–293; (d) N. C. Smythe and J. C. Gordon, *Eur. J. Inorg. Chem.*, 2010, 509–521; (e) A. Staubitz, A. P. M. Robertson and I. Manners, *Chem. Rev.*, 2010, **110**, 4079–4124.
- 8 (a) F. Baitalow, J. Baumann, G. Wolf, K. Jaenicke-Rossler and G. Leitner, *Thermochim. Acta*, 2002, **391**, 159; (b) G. Wolf, J. Baumann, F. Baitalow and F. P. Hoffmann, *Thermochim. Acta*, 2000, **343**, 19; (c) J. S. Wang and R. A. Geanangel, *Inorg. Chim. Acta*, 1988, **148**, 185–190; (d) W. J. Shaw, J. C. Linehan, N. K. Szymczak, D. J. Heldebrant, C. Yonker, D. M. Camaioni, R. T. Baker and T. Autrey, *Angew. Chem., Int. Ed.*, 2008, **47**, 9600–9602.
- 9 F. H. Stephens, R. T. Baker, M. H. Matus, D. J. Grant and D. A. Dixon, *Angew. Chem.*, 2007, **119**, 760–763.
- 10 (a) D. W. Himmelberger, C. W. Yoon, M. E. Bluhm, P. J. Carroll and L. G. Sneddon, *J. Am. Chem. Soc.*, 2009, **131**, 14101–14110; (b) W. C. Ewing, A. Marchione, D. W. Himmelberger, P. J. Carroll and L. G. Sneddon, *J. Am. Chem. Soc.*, 2011, **133**, 17093–17099; (c) W. C. Ewing, P. J. Carroll and L. G. Sneddon, *Inorg. Chem.*, 2013, **52**, 10690–10697.
- 11 Homogeneous Catalysts: (a) C. A. Jaska, K. Temple, A. J. Lough and I. Manners, *J. Am. Chem. Soc.*, 2003, **125**, 9424–9434; (b) M. C. Denney, V. Pons, T. J. Hebden, D. M. Heinekey and K. I. Goldberg, *J. Am. Chem. Soc.*, 2006, **128**, 12048–12049; (c) R. J. Keaton, J. M. Blacquire and R. T. Baker, *J. Am. Chem. Soc.*, 2007, **129**, 1844–1845; (d) N. Blaquiere, S. Diallo-Garcia, S. I. Gorelsky, D. A. Black and K. Fagnou, *J. Am. Chem. Soc.*, 2008, **130**, 14034–14035; (e) M. Käß, A. Friedrich, M. Drees and S. Schneider, *Angew. Chem., Int. Ed.*, 2009, **48**, 905–907; (f) Y. Jiang, O. Blaque, T. Fox, C. M. Frech and H. Berke, *Organometallics*, 2009, **28**, 5493–5504; (g) Y. Kawano, M. Uruichi, M. Shimoi, S. Taki, T. Kawaguchi, T. Kakizawa and H. Ogino, *J. Am. Chem. Soc.*, 2009, **131**, 14946–14957; (h) S.-K. Kim, W.-S. Han, T.-J. Kim, T.-Y. Kim, S. W. Nam, M. Mitoraj, L. Pieko, A. Michalak, S.-J. Wang and S. O. Kang, *J. Am. Chem. Soc.*, 2010, **132**, 9954–9955; (i) C. Boulho and J.-P. Djukic, *Dalton Trans.*, 2010, **39**, 8893–8905; (j) B. L. Conley and T. J. Williams, *Chem. Commun.*, 2010, **46**, 4815–4817; (k) B. L. Conley, D. Guess and T. J. Williams, *J. Am. Chem. Soc.*, 2011, **133**, 14212–14215; (l) M. Vogt, B. de Bruin, H. Berke, M. Trincado and H. Grützmacher, *Chem. Sci.*, 2011, **2**, 723–727; (m) D. F. Schreiber, C. O'Connor, C. Grave, Y. Ortin, H. Müller-Bunz and A. D. Phillips, *ACS Catal.*, 2012, **2**, 2505–2511; (n) J. R. Vance, A. Schäfer, A. P. M. Robertson, K. Lee, J. Turner, G. R. Whittell and I. Manners, *J. Am. Chem. Soc.*, 2014, **136**, 3048–3064; (o) M. A. Esteruelas, I. Fernandez, A. M. Lopez, M. Mora and E. Onate, *Organometallics*, 2014, **33**, 1104–1107; (p) H. C. Johnson, E. M. Leita, G. R. Whittell, I. Manners, G. C. Lloyd-Jones and A. S. Weller, *J. Am. Chem. Soc.*, 2014, **136**, 9078–9093; (q) P. Bhattacharya, J. Krause and H. Guan, *J. Am. Chem. Soc.*, 2014, **136**, 14212–14215; (r) J. A. Buss, G. A. Edouard, C. Cheng, J. Shi and T. Agapie, *J. Am. Chem. Soc.*, 2014, **136**, 11272–11275.
- 12 Heterogeneous catalysts: (a) C. A. Jaska and I. Manners, *J. Am. Chem. Soc.*, 2004, **126**, 9776–9785; (b) C. A. Jaska, T. J. Clark, S. B. Clendenning, D. Grozea, A. Turak, Z.-H. Lu and I. Manners, *J. Am. Chem. Soc.*, 2005, **127**, 5116–5124; (c) R. P. Shrestha, H. V. K. Diyabalanage, T. A. Semelsberger, K. C. Ott and A. K. Burrell, *Int. J. Hydrogen Energy*, 2009, **34**, 2616–2621; (d) A. P. M. Robertson, R. Suter, L. Chabanne, G. R. Whittell and I. Manners, *Inorg. Chem.*, 2011, **50**, 12680–12691; (e) M. Zahmakiran, M. Tristany, K. Philippot, K. Fajerwerger, S. Ozkar and B. Chaudret, *Chem. Commun.*, 2010, **46**, 2938–2940; (f) J. F. Sonnenberg and R. H. Morris, *ACS Catal.*, 2013, **3**, 1092–1102.
- 13 (a) V. Pons, R. T. Baker, J. Linehan, M. H. Matus and D. A. Dixon, *Chem. Commun.*, 2008, 6597–6599; (b) A. Staubitz, M. E. Sloan, A. P. M. Robertson, A. Friedrich, S. Schneider, P. J. Gates, J. Schmedt auf der Gönne and I. Manners, *J. Am. Chem. Soc.*, 2010, **132**, 13332–13345; (c) Z. Lu, B. L. Conley and T. J. Williams, *Organometallics*, 2012, **31**, 6705–6714; (d) E. M. Leita, N. E. Stubbs, A. P. M. Robertson, H. Helten, R. J. Cox, G. C. Lloyd-Jones and I. Manners, *J. Am. Chem. Soc.*, 2012, **134**, 16805–16816; (e) A. N. Marziale, A. Friedrich, I. Klopsch, M. Drees, V. R. Celinski, J. Schmedt auf der Gönne and S. Schneider, *J. Am. Chem. Soc.*, 2013, **135**, 13342–13355.
- 14 (a) R. T. Baker, J. G. Gordon, C. W. Hamilton, N. J. Henson, P.-H. Lin and S. Maguire, *J. Am. Chem. Soc.*, 2012, **134**, 5598–5609.
- 15 H. A. McGee Jr and C. T. Kwon, *Inorg. Chem.*, 1970, **9**, 2458–2461.
- 16 A. Kumar, H. C. Johnson, T. N. Hooper, A. S. Weller, A. G. Algarra and S. A. Macgregor, *Chem. Sci.*, 2014, **5**, 2546–2553.
- 17 B. Davis, H. Diyabalanage, C. Hamilton, R. Shrestha, T. Baker, A. Burrell, N. Henson, M. Inbody, K. John, T. Semelsberger, F. Stephens, J. Gordon and K. Ott, DOE Annual Merit Review, Project ST6, 2008.
- 18 H. H. Karsch, H.-F. Klein and H. Schmidbauer, *Chem. Ber.*, 1977, **110**, 2200–2212.
- 19 AB and several other BN compounds have been structurally characterized previously as 18-crown-6 solvates: (a) H. M. Colquhoun, G. Jones, J. M. Maud, J. F. Stoddart and D. J. Williams, *J. Chem. Soc., Dalton Trans.*, 1984, 63–66; (b) C. W. Yoon, P. J. Carroll and L. G. Sneddon, *J. Am. Chem. Soc.*, 2009, **131**, 855–864; (c) X. Chen, J.-C. Zhao and S. G. Shore, *J. Am. Chem. Soc.*, 2010, **132**, 10658–10659.
- 20 (a) P. W. R. Corfield and S. G. Shore, *J. Am. Chem. Soc.*, 1973, **95**, 1480–1487; (b) H. K. Lingam, C. Wang, J. C. Galucci, X. Chen and S. G. Shore, *Inorg. Chem.*, 2012, **51**, 13430–13436.
- 21 G. J. Gainsford and M. E. Bowden, *Acta Crystallogr., Sect. E: Struct. Rep. Online*, 2009, **65**, o1395.
- 22 (a) G. H. Dahl and R. Schaeffer, *J. Am. Chem. Soc.*, 1961, **83**, 3032–3034; (b) R. Schellenberg, J. Kriehme and G. Wolf, *Thermochim. Acta*, 2007, **457**, 103–108.
- 23 A. A. Danopoulos and D. Pugh, *Dalton Trans.*, 2008, 30–31.



- 24 J. A. Statler, G. Wilkinson, M. Thornton-Pett and M. B. Hursthouse, *J. Chem. Soc., Dalton Trans.*, 1984, 1731–1738.
- 25 W. R. H. Wright, E. R. Berkeley, L. R. Alden, R. T. Baker and L. G. Sneddon, *Chem. Commun.*, 2011, **47**, 3177–3179.
- 26 (a) P. Stoppioni, F. Mani and L. Sacconi, *Inorg. Chim. Acta*, 1974, **11**, 227–230; (b) C. Federsel, A. Boddien, R. Jackstell, R. Jennerjahn, P. J. Dyson, R. Scopelliti, G. Laurenczy and M. Beller, *Angew. Chem., Int. Ed.*, 2010, **49**, 9777–9780.
- 27 (a) D. Pun, E. Lobkovsky and P. J. Chirik, *Chem. Commun.*, 2007, 3297–3299; (b) M. E. Sloan, A. Staubitz, T. J. Clark, C. A. Russell, G. C. Lloyd-Jones and I. Manners, *J. Am. Chem. Soc.*, 2010, **132**, 3831–3841; (c) T. Beweries, S. Hansen, M. Kessler, M. Klahn and U. Rosenthal, *Dalton Trans.*, 2011, **40**, 7689–7692; (d) T. Miyasaki, Y. Tanabe, M. Yuki, Y. Miyake and Y. Nishibayashi, *Organometallics*, 2011, **30**, 2394–2404; (e) H. Helten, B. Dutta, J. R. Vance, M. E. Sloan, M. F. Haddow, S. Sproules, D. Collison, G. R. Whittell, G. C. Lloyd-Jones and I. Manners, *Angew. Chem., Int. Ed.*, 2013, **52**, 437–440.
- 28 T. D. Forster, H. M. Tuonen, M. Parvez and R. Toesler, *J. Am. Chem. Soc.*, 2009, **131**, 6689–6691.
- 29 (a) Y. Yamamoto, K. Miyamoto, J. Umeda, Y. Nakatani, T. Yamamoto and N. Miayura, *J. Organomet. Chem.*, 2006, **691**, 4909–4917; (b) O. J. Metters, A. M. Chapman, A. P. M. Robertson, C. H. Woodall, P. J. Gates, D. F. Wass and I. Manners, *Chem. Commun.*, 2014, **50**, 12146–12149.
- 30 (a) W. R. Nutt and M. L. Mckee, *Inorg. Chem.*, 2007, **46**, 7633–7645; (b) P. M. Zimmerman, A. Paul, Z. Zhang and C. B. Musgrave, *Inorg. Chem.*, 2009, **48**, 1069–1081; (c) T. Malakar, L. Roy and A. Paul, *Chem.-Eur. J.*, 2013, **19**, 5812–5817.
- 31 M. T. Nguyen, V. S. Nguyen, M. H. Matus, G. Gopakumar and D. A. Dixon, *J. Phys. Chem. A*, 2007, **111**, 679–690.
- 32 (a) A. P. M. Robertson, E. M. Leitao and I. Manners, *J. Am. Chem. Soc.*, 2011, **133**, 19322–19325; (b) N. E. Stubbs, A. P. M. Robertson, E. M. Leitao and I. Manners, *J. Organomet. Chem.*, 2013, **730**, 84–89; (c) A. P. M. Robertson, E. M. Leitao, T. Jurca, M. F. Haddow, H. Helten, G. C. Lloyd-Jones and I. Manners, *J. Am. Chem. Soc.*, 2013, **135**, 12670–12683.
- 33 Note that the BN analogs of cyclohexene and cyclohexadiene have never been observed and may be unstable with respect to formation of borazine and CTB through intermolecular hydrogen transfer reactions.
- 34 (a) Y. Chen, J. L. Fulton, J. C. Linehan and T. Autrey, *J. Am. Chem. Soc.*, 2005, **127**, 3254–3255; (b) R. Rousseau, G. K. Schenter, J. L. Fulton, J. C. Linehan, M. H. Engelhard and T. Autrey, *J. Am. Chem. Soc.*, 2009, **131**, 10516–10524.
- 35 (a) A. T. Lynch, PhD thesis, 1989, Proquest paper AAI8922559, <http://repository.upenn.edu/dissertations/AAI8922559>; (b) T. J. Carter and N. K. Szymczak, *Angew. Chem., Int. Ed.*, 2012, **51**, 13168–13172; (c) T. J. Carter, J. Y. Wang and N. K. Szymczak, *Organometallics*, 2014, **33**, 1540–1543.

