

CrossMark
click for updatesCite this: *Chem. Sci.*, 2015, 6, 2777Received 10th February 2015
Accepted 25th February 2015

DOI: 10.1039/c5sc00505a

www.rsc.org/chemicalscience

Palladium-catalyzed cross-coupling of α -bromocarbonyls and allylic alcohols for the synthesis of α -aryl dicarbonyl compounds†

Yang Yu and Uttam K. Tambar*

The palladium-catalyzed coupling of olefins and organohalides is a versatile approach for synthesizing complex molecules from simple starting materials. We have developed a palladium-catalyzed coupling of α -bromocarbonyl compounds with allylic alcohols for the generation of acyclic aryl-substituted dicarbonyl compounds. The reaction proceeds via a tandem olefin insertion of an α -acyl radical followed by a 1,2-aryl migration. In addition to providing preliminary evidence for a free radical mediated mechanism, we demonstrate unprecedented levels of 1,3-stereoselection for the 1,2-migration step.

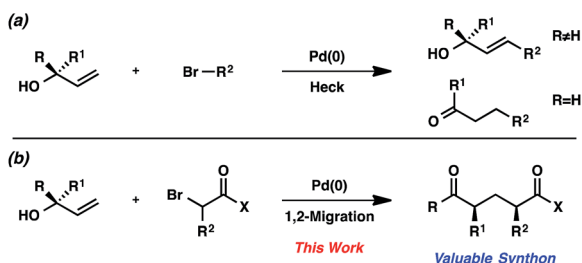
Introduction

Since the initial reports of the Mizoroki–Heck reaction over 40 years ago,¹ the palladium-catalyzed coupling of olefins and organohalides has become one of the most effective strategies for the generation of new carbon–carbon bonds.^{2,3} The widespread use of this reaction manifold is often attributed to the functional group tolerance of palladium catalysts, along with the affordability, accessibility, and stability of olefins and organohalides.

We were interested in expanding the synthetic utility of the Mizoroki–Heck reaction by exploiting the unique reactivity of allylic alcohols. This specific class of olefin substrates reacts with organohalides under palladium catalysis to yield traditional Mizoroki–Heck products after β -hydride elimination

(Scheme 1a).⁴ We hypothesized that under modified conditions, the traditional β -hydride elimination pathway could be suppressed and allylic alcohols could be coupled with organohalides to undergo a 1,2-migration (Scheme 1b). Moreover, the use of bromocarbonyl compounds⁵ as the organohalide would furnish acyclic substituted 1,5-dicarbonyl compounds with multiple stereocenters, which are valuable synthons for many biologically active natural products and pharmaceutical drug candidates.⁶

In this communication, we describe a new strategy for synthesizing acyclic aryl dicarbonyl compounds. Bromocarbonyls and allylic alcohols are coupled in the presence of a palladium catalyst and a silver salt to furnish products with broad substrate scope. We provide evidence for the intermediacy of free radicals in this process and present preliminary data for the control of stereochemistry, with unprecedented levels of 1,3-stereoselection in the 1,2-aryl migration.⁷



Scheme 1 Palladium-catalyzed coupling of allylic alcohols and organohalides.

The University of Texas Southwestern Medical Center at Dallas, Department of Biochemistry, 5323 Harry Hines Boulevard, Dallas, Texas 75390-9038, USA. E-mail: Uttam.Tambar@utsouthwestern.edu; Fax: +1-214-648-8856; Tel: +1-214-648-0580

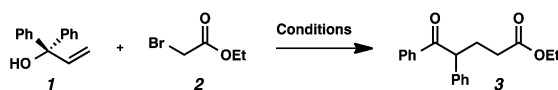
† Electronic supplementary information (ESI) available. CCDC 1042318. For ESI and crystallographic data in CIF or other electronic format see DOI: 10.1039/c5sc00505a

Results and discussion

Initial exploration of this new approach to aryl dicarbonyls was performed with allylic alcohol **1** and bromoester **2** in the presence of various palladium sources, phosphine ligands, and metal salts as additives (Table 1).⁸ With $[\text{PdCl}_2(\text{PhCN})_2]$ as the precatalyst and dppe as the ligand, product **3** was not formed in the presence of NaOAc or $\text{Cu}(\text{OAc})_2$ (entries 1–2). To our delight, AgOAc furnished the desired product, albeit in low yield (entry 3), and Ag_2CO_3 proved to be a more effective additive (entry 4). The identity of the ligand also affected the efficiency of the reaction (entries 4–9), and the bidentate ligand dppe was optimal. After a survey of common organic solvents, trifluorotoluene (TFT) was identified as the reaction medium of choice (entries 10–12).

The unique reactivity of silver salts may be due to their ability to act as single electron oxidants in radical transformations.⁹ In



Table 1 Optimization of palladium-catalyzed synthesis of aryl dicarbonyl compounds^e

Entry	Pd source (5 mol%)	Ligand (10 mol%)	Additive (2 equiv.)	Solvent	Temp. (°C)	Yield ^a (%)
1	[PdCl ₂ (PhCN) ₂]	dppe	NaOAc	PhMe	110	0
2	[PdCl ₂ (PhCN) ₂]	dppe	Cu(OAc) ₂	PhMe	110	0
3	[PdCl ₂ (PhCN) ₂]	dppe	AgOAc	PhMe	110	24
4	[PdCl ₂ (PhCN) ₂]	dppe	Ag ₂ CO ₃	PhMe	110	66
5	[PdCl ₂ (PhCN) ₂]	—	Ag ₂ CO ₃	PhMe	110	22
6	[PdCl ₂ (PhCN) ₂]	PPh ₃	Ag ₂ CO ₃	PhMe	110	63
7	[PdCl ₂ (PhCN) ₂]	P(<i>p</i> -Tol) ₃	Ag ₂ CO ₃	PhMe	110	55
8	[PdCl ₂ (PhCN) ₂]	P(<i>o</i> -Tol) ₃	Ag ₂ CO ₃	PhMe	110	43
9	[PdCl ₂ (PhCN) ₂]	PCy ₃	Ag ₂ CO ₃	PhMe	110	47
10	[PdCl ₂ (PhCN) ₂]	dppe	Ag ₂ CO ₃	DMF	120	0
11	[PdCl ₂ (PhCN) ₂]	dppe	Ag ₂ CO ₃	Dioxane	100	63
12	[PdCl ₂ (PhCN) ₂]	dppe	Ag ₂ CO ₃	PhCF ₃	120	93(81) ^b
13	—	dppe	Ag ₂ CO ₃	PhMe	110	0
14	[PdCl ₂ (PhCN) ₂]	dppe	Ag ₂ O	PhCF ₃	120	94(83) ^b
15 ^c	[PdCl ₂ (PhCN) ₂]	dppe	Ag ₂ O	PhCF ₃	120	0
16 ^d	[PdCl ₂ (PhCN) ₂]	dppe	Ag ₂ O	PhCF ₃	120	50

^a HNMR yield with 1,4-dimethoxybenzene as an internal standard. ^b Isolated yield. ^c Ethyl chloroacetate (0.2 mmol) used as substrate. ^d Ethyl iodoacetate (0.2 mmol) used as substrate. ^e Reaction conditions: **1** (0.1 mmol), **2** (0.2 mmol), palladium source (5 mol%), ligand (10 mol%), additive (0.2 mmol), and solvent (0.1 M), 12 h.

the absence of palladium, product **3** was not formed, which suggests that silver is not mediating this process by itself (entry 13). Another less basic silver salt, Ag₂O, proved to be an effective additive for the process (entry 14). This observation supports the role of silver salts as single electron oxidants rather than inorganic bases.

Interestingly, the corresponding chloroester did not yield the desired product (entry 15), presumably because of the greater bond dissociation energy of C–Cl than C–Br.¹⁰ In addition, the analogous iodoester reacted with allylic alcohol **1** to furnish 1,5-dicarbonyl **3** in considerably lower yield (entry 16), which may be a result of competing reaction pathways for this more reactive α -haloester.

With optimal reaction conditions in hand (Table 1, entry 14), we examined the scope of allylic alcohols that can be coupled with bromoester **5** (Table 2). Symmetrical allylic alcohols (R = Ar) with electron-rich and electron-deficient aromatic rings yielded the aryl ketone products in synthetically useful yields (entries 1–6). The reaction was tolerant of *ortho*-, *meta*-, and *para*-substitution on the aromatic ring. Interestingly, unsymmetrical allylic alcohols coupled with bromoester **5** usually with preferential migration of the electron-deficient aromatic ring (entries 7–8), which sheds light on the mechanism of the 1,2-migration (*vide infra*). A simple aliphatic group (R = Me) resisted migration, which resulted in the formation of an acyclic unsymmetrical aryl ketone (entry 10). Accessing this ketone by many other methods would be plagued by low regioselectivity in functionalization. Alternatively, a cyclopropyl group (R = *c*-Pr) underwent 1,2-migration to yield a cyclopropyl phenylketone, albeit as the minor product (entry 11).¹¹ Finally, a 2-substituted

allylic alcohol was a competent substrate for the coupling reaction, which furnished a quaternary carbon (entry 12).

We recognized the potential of this novel coupling reaction to generate aryl dicarbonyl compounds with multiple stereocenters (Table 3). First, we determined that substitution did not affect the efficiency of the overall process (entry 1). Next, the diastereoselectivity of product formation with methyl bromo-carbonyl compounds was examined (entries 2–7). An examination of the literature reveals that the 1,4-addition of the enolate of an aryl ketone to a methacrylate derivative leads to low 1,3-stereoselection in the formation of 1,5-dicarbonyl compounds such as **8**.¹² We therefore focused on the diastereoselective generation of product **8**. Under our palladium-catalyzed coupling conditions, methyl bromoesters generated coupling products with low diastereoselectivity regardless of the steric bulk of the ester (entries 2–4). Weinreb amides,¹³ on the other hand, exhibited modest diastereoselectivity in product formation (entries 5–6). To our delight, a piperidine-substituted methyl bromoamide was converted to the aryl ketone product with a synthetically useful diastereomeric ratio of 5 : 1 (entry 7), which is the highest level of 1,3-stereoselection in 1,2-aryl migrations reported to date.¹⁴ The relative stereochemistry of the major diastereomer of the product was confirmed by X-ray crystallography.¹⁵

Initial mechanistic studies favor a free radical pathway (Scheme 2, path b) rather than organopalladium intermediates (path a). Inclusion of TEMPO in the reaction medium resulted in the formation of hydroxylamine **14**.¹⁶ The TEMPO adduct of free radical intermediate **15** was not observed, presumably because 1,2-aryl migrations are kinetically competitive with free



Table 2 Substrate scope of allylic alcohol^d

Entry	Allylic alcohol	Product	Yield ^a (%)
1			84
2			56
3			85
4			66
5			42
6			88
7			66 (1.7 : 1) ^b
8			81 (1 : 8) ^b
9			46 (0 : 1) ^b
10 ^c			53
11			43 (2.5 : 1) ^b
12			73

^a Isolated yield. ^b Structural isomer ratio in parentheses (A : B). Structural isomers were separable by column chromatography. ^c Ethyl bromoacetate used as substrate (0.4 mmol). ^d Reaction conditions: 4 (0.2 mmol), 5 (0.4 mmol), [PdCl₂(PhCN)₂] (5 mol%), dppe (10 mol%), Ag₂O (0.4 mmol), α,α,α -trifluorotoluene (0.1 M), at 120 °C, 12 h.

radical coupling with TEMPO.^{17,18} As shown previously, electron-deficient aromatic rings exhibited a greater proclivity for migration than electron-rich aromatic rings (Table 2, entries 7–8), which suggests a neophyl-type rearrangement *via* spiro[2,5]-octadienyl radical **16**.¹⁹ The stereochemical outcome of subjecting highly enantioenriched allylic alcohols **19a** and **19b** to the reaction conditions is also consistent with a mechanism that involves acyclic free radical **15**. The loss of enantiomeric excess in the formation of aryl ketones **20a** and **20b** may be the result of 1,2-aryl migration to either stereotopic face of the radical center in intermediate **15**.²⁰

Conclusions

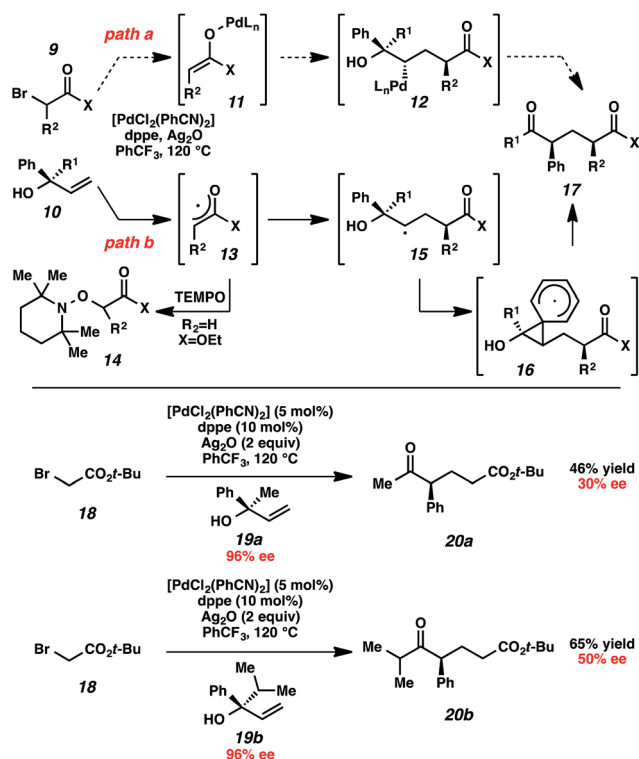
In conclusion, we have discovered a new mode of reactivity for the palladium-catalyzed coupling of allylic alcohols with bromo carbonyl compounds to generate a broad range of aryl 1,5-dicarbonyls. Despite the intermediacy of acyclic free radicals in the proposed mechanism, we have preliminary data for the formation of acyclic 1,5-dicarbonyl products with synthetically useful levels of 1,3-stereoselection. We are currently exploring a catalytic enantioselective version of this process and its application to the synthesis of complex natural products.



Table 3 Substrate scope of α -substituted bromocarbonyl^c

Entry	Bromocarbonyl	Product	Yield ^a (%)
1			72
2			98 (1.3 : 1) ^b
3			99 (1.3 : 1) ^b
4			69 (1.7 : 1) ^b
5			92 (3 : 1) ^b
6			75 (3.6 : 1) ^b
7			95 (5 : 1) ^b

^a Isolated yield. ^b Diastereomeric ratio in parentheses (syn : anti). ^c Reaction conditions: **1** (0.2 mmol), **7** (0.4 mmol), [PdCl₂(PhCN)₂] (5 mol%), dppe (10 mol%), Ag₂O (0.4 mmol), α, α, α -trifluorotoluene (0.1 M), at 120 °C, 12 h.



Scheme 2 Mechanistic studies.

Experimental

In an 8 mL reaction vial, a solution of 1,1-diphenylprop-2-en-1-ol **1** (0.200 mmol, 42.0 mg, 1.0 equiv.), Pd(PhCN)₂Cl₂ (3.80 mg,

5 mol%), dppe (8.0 mg, 10 mol%), and Ag₂O (0.400 mmol, 92.7 mg, 2.0 equiv.), in α, α, α -trifluorotoluene (1.0 mL, 0.2 M) was treated with ethyl bromoacetate **2** (0.400 mmol, 66.9 mg, 2.0 equiv.). The reaction vial was charged with nitrogen for 5 minutes and then sealed. The mixture was stirred at 120 °C for 12 h. After the reaction was finished, the reaction mixture was cooled to room temperature and concentrated under reduced pressure. The resulting residue was purified by silica gel flash chromatography (gradient eluent pentane/diethyl ether) to afford the desired product **3** (49.2 mg, 83% yield) as a clear oil.

Acknowledgements

Financial support was provided by the W. W. Caruth, Jr Endowed Scholarship, the Robert A. Welch Foundation (Grant I-1748), the National Institutes of Health (1R01GM102604-01), and the Sloan Research Fellowship. We thank Dr Vincent Lynch for X-ray structural analysis.

Notes and references

- (a) R. F. Heck, *J. Am. Chem. Soc.*, 1968, **90**, 5518–5526; (b) T. Mizoroki, K. Mori and A. Ozaki, *Bull. Chem. Soc. Jpn.*, 1971, **44**, 581–581; (c) R. F. Heck and J. P. Nolley, *J. Org. Chem.*, 1972, **37**, 2320–2322.
- For reviews of the Mizoroki–Heck reaction, see: (a) A. de Meijere and F. E. Meyer, *Angew. Chem., Int. Ed.*, 1995, **33**, 2379–2411; (b) I. P. Beletskaya and A. V. Cheprakov, *Chem. Rev.*, 2000, **100**, 3009–3066; (c) A. B. Dounay and L. E. Overman, *Chem. Rev.*, 2003, **103**, 2945–2964; (d) R. F. Heck, *Org. React.*, 1982, **27**, 345–390; (e) M. Oestreich and Editor, *The Mizoroki–Heck Reaction*, John Wiley & Sons Ltd., 2009; (f) C. Torborg and M. Beller, *Adv. Synth. Catal.*, 2009, **351**, 3027–3043; (g) C. C. C. Johansson Seechurn, M. O. Kitching, T. J. Colacot and V. Snieckus, *Angew. Chem., Int. Ed.*, 2012, **51**, 5062–5085.
- For recent advances in the Mizoroki–Heck reaction, see: (a) Y. Ikeda, T. Nakamura, H. Yorimitsu and K. Oshima, *J. Am. Chem. Soc.*, 2002, **124**, 6514–6515; (b) W. Afjo, H. Ohmiya, T. Fujioka, Y. Ikeda, T. Nakamura, H. Yorimitsu, K. Oshima, Y. Imamura, T. Mizuta and K. Miyoshi, *J. Am. Chem. Soc.*, 2006, **128**, 8068–8077; (c) L. Firmansjah and G. C. Fu, *J. Am. Chem. Soc.*, 2007, **129**, 11340–11341; (d) K. S. Bloome and E. J. Alexanian, *J. Am. Chem. Soc.*, 2010, **132**, 12823–12825; (e) K. S. Bloome, R. L. McMahan and E. J. Alexanian, *J. Am. Chem. Soc.*, 2011, **133**, 20146–20148; (f) M. E. Weiss, L. M. Kreis, A. Lauber and E. M. Carreira, *Angew. Chem., Int. Ed.*, 2011, **50**, 11125–11128; (g) E. W. Werner and M. S. Sigman, *J. Am. Chem. Soc.*, 2011, **133**, 9692–9695; (h) E. W. Werner, T.-S. Mei, A. J. Burckle and M. S. Sigman, *Science*, 2012, **338**, 1455–1458; (i) Z. Yang and J. Zhou, *J. Am. Chem. Soc.*, 2012, **134**, 11833–11835; (j) T. W. Liwosz and S. R. Chemler, *Org. Lett.*, 2013, **15**, 3034–3037; (k) T.-S. Mei, E. W. Werner, A. J. Burckle and M. S. Sigman, *J. Am. Chem. Soc.*, 2013, **135**, 6830–6833; (l) E. A. Standley and T. F. Jamison, *J. Am. Chem. Soc.*, 2013, **135**, 1585–1592; (m) M. R. Harris, M. O. Konev and



- E. R. Jarvo, *J. Am. Chem. Soc.*, 2014, **136**, 7825–7828; (n) T.-S. Mei, H. H. Patel and M. S. Sigman, *Nature*, 2014, **508**, 340–344; (o) M. Oestreich, *Angew. Chem., Int. Ed.*, 2014, **53**, 2282–2285; (p) L. Xu, M. J. Hilton, X. Zhang, P.-O. Norrby, Y.-D. Wu, M. S. Sigman and O. Wiest, *J. Am. Chem. Soc.*, 2014, **136**, 1960–1967.
- 4 For examples of Mizoroki–Heck reactions with allylic alcohols, see: (a) A. J. Chalk and S. A. Magennis, *J. Org. Chem.*, 1976, **41**, 273–278; (b) A. J. Chalk and S. A. Magennis, *J. Org. Chem.*, 1976, **41**, 1206–1209; (c) J. B. Melpolder and R. F. Heck, *J. Org. Chem.*, 1976, **41**, 265–272; (d) Y. Tamaru, Y. Yamada and Z.-i. Yoshida, *Tetrahedron Lett.*, 1977, **18**, 3365–3368; (e) Y. Tamaru, Y. Yamada and Z.-i. Yoshida, *Tetrahedron Lett.*, 1978, **19**, 919–922; (f) J.-M. Gaudin, *Tetrahedron Lett.*, 1991, **32**, 6113–6116; (g) D. Basavaiah and K. Muthukumar, *Tetrahedron*, 1998, **54**, 4943–4948; (h) B. M. Trost, J. R. Corte and M. S. Gudiksen, *Angew. Chem., Int. Ed.*, 1999, **38**, 3662–3664; (i) M.-S. Schiedel, C. A. Briehn and P. Bäuerle, *Angew. Chem., Int. Ed.*, 2001, **40**, 4677–4680; (j) F. Berthiol, H. Doucet and M. Santelli, *Tetrahedron Lett.*, 2004, **45**, 5633–5636; (k) F. Berthiol, H. Doucet and M. Santelli, *Appl. Organomet. Chem.*, 2006, **20**, 855–868; (l) F. Berthiol, H. Doucet and M. Santelli, *Tetrahedron*, 2006, **62**, 4372–4383; (m) V. Calò, A. Nacci, A. Monopoli and V. Ferola, *J. Org. Chem.*, 2007, **72**, 2596–2601; (n) G. Satyanarayana and M. E. Maier, *Org. Lett.*, 2008, **10**, 2361–2364; (o) E. A. Voight, H. Yin, S. V. Downing, S. A. Calad, H. Matsuhashi, I. Giordano, A. J. Hennessy, R. M. Goodman and J. L. Wood, *Org. Lett.*, 2010, **12**, 3422–3425; (p) A. Sauza, J. A. Morales-Serna, M. García-Molina, R. Gaviño and J. Cárdenas, *Synthesis*, 2012, 272–282.
- 5 For examples of Mizoroki–Heck reactions with halocarbonyl compounds, see: (a) Q. Liu, H. Yi, J. Liu, Y. Yang, X. Zhang, Z. Zeng and A. Lei, *Chem.–Eur. J.*, 2013, **19**, 5120–5126; (b) T. Nishikata, Y. Noda, R. Fujimoto and T. Sakashita, *J. Am. Chem. Soc.*, 2013, **135**, 16372–16375.
- 6 For recent discussions of the value of aryl dicarbonyl compounds as synthons, see: (a) J. Christoffers, *J. Chem. Soc., Perkin Trans. 1*, 1997, 3141–3150; (b) M. J. Chapdelaine and M. Hulse, *Org. React.*, 2004, **38**, 225–653; (c) F. Guo, M. D. Clift and R. J. Thomson, *Eur. J. Org. Chem.*, 2012, 4881–4896; (d) A.-M. R. Dechert-Schmitt, D. C. Schmitt, X. Gao, T. Itoh and M. J. Krische, *Nat. Prod. Rep.*, 2014, **31**, 504–513; (e) Y. Zhao, A. Aguilar, D. Bernard and S. Wang, *J. Med. Chem.*, 2015, **58**, 1038–1052.
- 7 For recent examples of 1,2-migration of allylic alcohols, see: (a) X. Liu, F. Xiong, X. Huang, L. Xu, P. Li and X. Wu, *Angew. Chem., Int. Ed.*, 2013, **52**, 6962–6966; (b) X.-Q. Chu, H. Meng, Y. Zi, X.-P. Xu and S.-J. Ji, *Chem. Commun.*, 2014, **50**, 9718–9721; (c) X.-Q. Chu, Y. Zi, H. Meng, X.-P. Xu and S.-J. Ji, *Chem. Commun.*, 2014, **50**, 7642–7645; (d) A. Bunescu, Q. Wang and J. Zhu, *Angew. Chem., Int. Ed.*, 2015, **54**, 3132–3135.
- 8 See ESI† for more complete optimization tables.
- 9 (a) M. Naodovic and H. Yamamoto, *Chem. Rev.*, 2008, **108**, 3132–3148; (b) J.-M. Weibel, A. Blanc and P. Pale, *Chem. Rev.*, 2008, **108**, 3149–3173; (c) J.-H. Fan, W.-T. Wei, M.-B. Zhou, R.-J. Song and J.-H. Li, *Angew. Chem., Int. Ed.*, 2014, **53**, 6650–6654.
- 10 S. J. Blanksby and G. B. Ellison, *Acc. Chem. Res.*, 2003, **36**, 255–263.
- 11 The observation of small amounts of cyclopropyl-migration and no methyl-migration (entries 11 vs. 10) may be rationalized by a ring-expanded cyclobutyl intermediate during the 1,2-migration step in Table 2, entry 11.
- 12 For a recent example, see: B. S. Lucas, B. Fisher, L. R. McGee, S. H. Olson, J. C. Medina and E. Cheung, *J. Am. Chem. Soc.*, 2012, **134**, 12855–12860.
- 13 S. Nahm and S. M. Weinreb, *Tetrahedron Lett.*, 1981, **22**, 3815–3818.
- 14 A. Studer and M. Bossart, *Tetrahedron*, 2001, **57**, 9649–9667.
- 15 See ESI† for detailed X-ray crystallographic data.
- 16 M. Newcomb, *Tetrahedron*, 1993, **49**, 1151–1176.
- 17 D. A. Lindsay, J. Luszyk and K. U. Ingold, *J. Am. Chem. Soc.*, 1984, **106**, 7087–7093.
- 18 Although it is possible that the TEMPO adduct of free radical **15** is not observed because acyl-radical **13** is completely consumed by TEMPO before **15** is generated, our observation of trace amounts of product **17** even in the presence of TEMPO is not consistent with this alternate explanation.
- 19 (a) W. H. Urry and M. S. Kharasch, *J. Am. Chem. Soc.*, 1944, **66**, 1438–1440; (b) A. Effio, D. Griller, K. U. Ingold, J. C. Scaiano and S. J. Sheng, *J. Am. Chem. Soc.*, 1980, **102**, 6063–6068; (c) A. N. Abeywickrema, A. L. J. Beckwith and S. Gerba, *J. Org. Chem.*, 1987, **52**, 4072–4078; (d) R. Leardini, D. Nanni, G. F. Pedulli, A. Tundo, G. Zanardi, E. Foresti and P. Palmieri, *J. Am. Chem. Soc.*, 1989, **111**, 7723–7732.
- 20 For a discussion of the challenges in acyclic stereocontrol with free radical intermediates, see: (a) B. Giese, *Angew. Chem., Int. Ed.*, 1989, **28**, 969–980; (b) N. A. Porter, B. Giese and D. P. Curran, *Acc. Chem. Res.*, 1991, **24**, 296–304; (c) A. Gansäuer and H. Bluhm, *Chem. Rev.*, 2000, **100**, 2771–2788; (d) M. P. Sibi, S. Manyem and J. Zimmerman, *Chem. Rev.*, 2003, **103**, 3263–3296.

