



CrossMark
click for updates

Cite this: *Chem. Sci.*, 2016, 7, 188

Received 31st August 2015
Accepted 25th September 2015

DOI: 10.1039/c5sc03262h

www.rsc.org/chemicalscience

Concise synthesis of (+)-fastigiatine†‡

Renzo A. Samame,^a Christina M. Owens^b and Scott D. Rychnovsky^{*a}

(+)-Fastigiatine was assembled in six steps from (*R*)-5-methylcyclohex-2-en-1-one. Intermolecular Diels–Alder reaction introduced most of the carbon atoms for the target. The two Boc-protected nitrogen atom building blocks were introduced by a Suzuki coupling and a cuprate addition. A biomimetic transannular Mannich reaction generated the two quaternary centers at a late stage. Each step builds core bonds, and combined with a minimalist protecting group strategy, this approach led to a very concise synthesis.

Introduction

The family of *Lycopodium* alkaloids has long been of interest to synthetic chemists.¹ Intramolecular Mannich reactions have often been featured in efficient syntheses of *Lycopodium* alkaloids, as illustrated in seminal reports by Stork² and Heathcock.³ Recently, more complex *Lycopodium* alkaloids such as himeradine A,^{4,5} fastigiatine (**1**)⁶ and lyconadin A⁷ have attracted the attention of synthetic chemists (Fig. 1).⁸ Members of the family were shown to increase the expression of mRNA for neurotropic growth factor biosynthesis in 1321N1 human astrocytoma cells,⁹ and to show moderate anticancer activity.^{4,7} Lyconadin A has been synthesized multiple times, with notable improvements in step count and efficiency¹⁰ bringing later approaches closer to an ideal synthesis.¹¹ Fastigiatine shares the core ring structure of himeradine A, and was recently synthesized by the Shair group.¹² We report a new synthesis of (+)-fastigiatine that applies a simplified transannular Mannich cyclization to assemble the core structure.

(+)-Fastigiatine contains five rings, two quaternary centers, and six stereogenic centers. Despite this structural complexity, a plausible biomimetic transannular Mannich reaction,¹³ proceeding through intermediate **2** in Fig. 1, leads to a dramatic simplification of the structure. We were intrigued by comparison of the *cis* benzo[7]annulene **4** with (+)-fastigiatine: it contains twelve of the carbon atoms and three of the stereogenic centers in the correct absolute configurations. The benzo[7]annulene structure **4** could be prepared by Diels–Alder reaction and ring

expansion from cyclohexenone **5**. This approach was developed in the retrosynthetic analysis illustrated in Fig. 1. One intriguing feature of this strategy is that the key transannular Mannich addition would proceed from intermediate **3** with no added functional groups: just two ketones and two amines. The key benzo[7]annulene intermediate **4** also maps onto the core structures of himeradine A and lyconadin A.

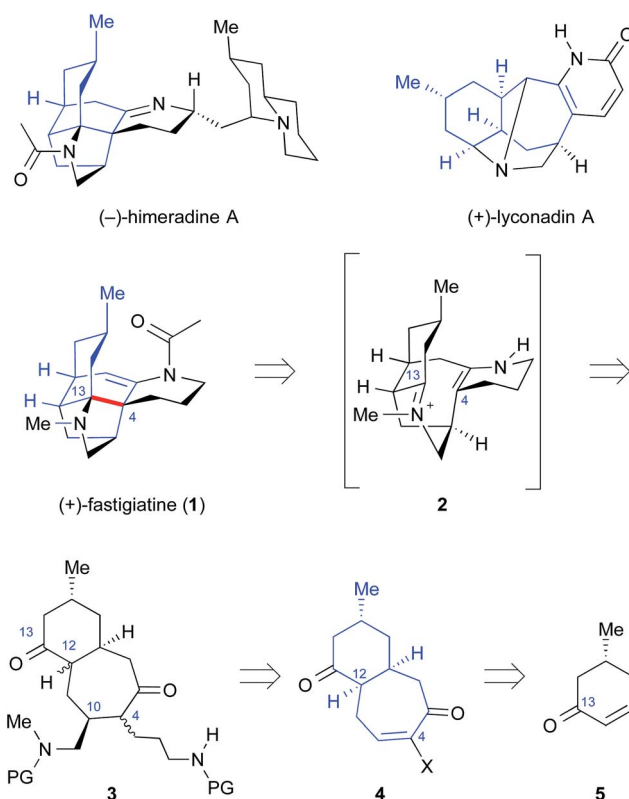


Fig. 1 *Lycopodium* alkaloids and retrosynthetic analysis of fastigiatine using a transannular Mannich addition. The common benzo[7]annulene core (*i.e.* **4**) is illustrated in blue.

^aDepartment of Chemistry, University of California, 1102 Natural Sciences II, Irvine, CA 92697, USA. E-mail: srychnov@uci.edu

^bTheravance Biopharma Inc., 901 Gateway Boulevard, South San Francisco, CA 94080, USA

† This manuscript is dedicated to Professor Gilbert Stork.

‡ Electronic supplementary information (ESI) available: Experimental procedures and characterization data for all compounds are included. See DOI: 10.1039/c5sc03262h



Results and discussion

The synthesis of (+)-fastigiatine is presented in Scheme 1. The sequence began with the preparation of a benzo[7]annulene similar to **4**. Diels–Alder reaction of (*R*)-5-methylcyclohex-2-en-1-one (**5**)¹⁴ and diene **6** gave decalin **7** as a 14 : 1 mixture favoring the *cis* isomer.¹⁵ Dibromocarbene ring expansion¹⁶ produced bromo enone **8** in a ~3 : 1 ratio favoring the *cis* isomer. (+)-Fastigiatine required the addition of a 3-carbon chain with a protected nitrogen atom, and precursor **9** was selected. Suzuki coupling¹⁷ between the borane derived from **9** and the bromo enone **8** led to a thermodynamic mixture of *cis* and *trans* isomers of **10** in excellent yield.

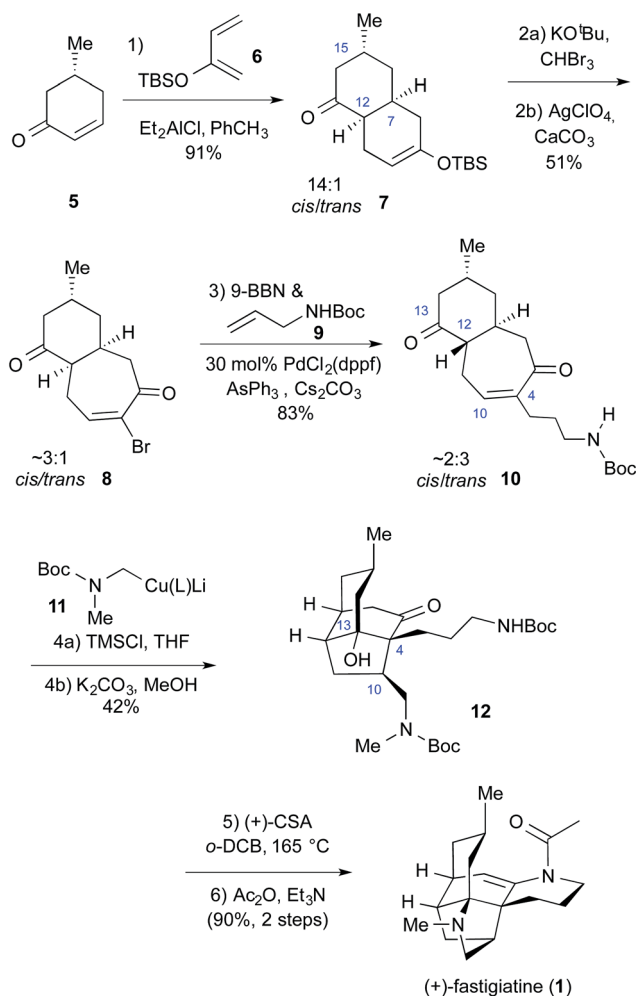
The first three intermediates in the synthesis are mixtures at the critical C12 center, reflecting the configurational lability of this position. Prior work in our lab demonstrated that epimerization could be avoided by protecting the C13 ketone, but that tactic added both steps and complexity to the synthesis. A key insight to simplify the strategy was the realization that a facile transannular aldol reaction¹² between C4 and C13 could be exploited to correct the C12 configuration at a late stage in the

synthesis. Abandoning protection of the C13 ketone enabled the direct approach to the synthesis of (+)-fastigiatine presented in Scheme 1.

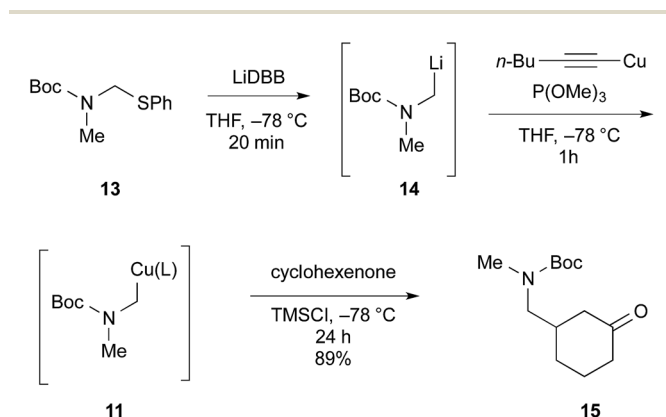
A final tactical concern was that the synthesis required a “methylene amine” synthon that could be added to the 4-position of an enone. There are many possibilities including reagents as simple as diethylaluminum cyanide,¹⁸ but most of them would require extensive manipulation after the addition. A new cuprate reagent was developed from the crystalline phenylthio carbamate **13**, Scheme 2. Reductive lithiation of **13** produced the alkyl lithium reagent **14**.¹⁹ Addition of 1-hexynylcopper(i) and trimethylphosphite at low temperature led to the desired reagent **11**. Cuprate **11** added to cyclohexenone in excellent yield to deliver the *N*-Boc protected methylamine **15**. Cuprate **11** delivers the exact fragment necessary for the (+)-fastigiatine synthesis, and by doing so, avoids late-stage manipulations.

Completion of the synthesis is shown in Scheme 1. Conjugate addition with cuprate **11** led to a very complex mixture of products, with epimers possible at C4, C10, and C12. The mixture was simplified by working up the reaction with K₂CO₃ and methanol, which generated tricyclic product **12** by epimerization and transannular aldol reaction. Compound **12** was isolated as a *ca.* 1 : 1 mixture with its C10 epimer in excellent yield, and the two isomers were separated by chromatography. The modest cuprate selectivity was not unexpected, as previous cuprate reactions with the protected C13 ketones also gave low selectivity.

Ketone **12** has the correct configuration at C10 for subsequent cyclization. Treatment of **12** with CSA in 1,2-dichlorobenzene (*o*-DCB) at elevated temperature^{8,20} removed the two Boc protecting groups and set up a retro-aldol equilibrium that permitted the formation of intermediate **2** en route to a transannular Mannich reaction. Use of 0.30 M CSA ensured complete conversion in the reaction. Acylation of the crude reaction mixture produced (+)-fastigiatine in excellent yield. Although high temperatures were required to access the key Mannich intermediate, this synthesis demonstrates that a minimally functionalized transannular Mannich intermediate is viable in a biomimetic cyclization.



Scheme 1 Synthesis of (+)-fastigiatine.

Scheme 2 Development of cuprate reagent **11** for alkaloid synthesis.

Conclusions

The synthesis of (+)-fastigiatine was accomplished in six steps from enone **5** (and seven steps from a commercially available ketone) in 14.6% overall yield.¹⁴ Each step is productive in building molecular complexity.¹¹ Suzuki coupling and cuprate addition with the novel cuprate reagent **11** were particularly effective for introducing Boc-protected amine synthons into bromo enone **8**. The decision to embrace stereochemical lability at C12 simplified the sequence, while the transannular aldol reaction reestablished the correct configuration. The biomimetic transannular Mannich addition was very effective. The synthetic strategy developed for (+)-fastigiatine should be applicable to other *Lycopodium* alkaloids.

Acknowledgements

Support was provided by the UROP and SURF programs (C. M. O.) and the University of California, Irvine. We thank Richard Hill for helpful discussions.

Notes and references

- (a) X. Ma and D. R. Gang, *Nat. Prod. Rep.*, 2004, **21**, 752–772; (b) M. Kitajima and H. Takayama, *Top. Curr. Chem.*, 2012, **309**, 1–32; (c) W. A. Ayer and L. S. Trifonov, in *The Alkaloids*, ed. G. A. Cordell and A. Brossi, Academic Press, New York, 1994, vol. 45, pp. 233–274; (d) J. Kobayashi and H. Morita, in *The Alkaloids*, ed. G. A. Cordell, Academic Press, New York, 2005, vol. 61, pp. 1–57.
- G. Stork, R. A. Kretschmer and R. A. Schlessinger, *J. Am. Chem. Soc.*, 1968, **90**, 647–1648.
- C. H. Heathcock, E. F. Kleinman and E. S. Binkley, *J. Am. Chem. Soc.*, 1982, **104**, 1054–1068.
- H. Morita, Y. Hirasawa and J. Kobayashi, *J. Org. Chem.*, 2003, **68**, 4563–4566.
- (a) N. D. Collett and R. G. Carter, *Org. Lett.*, 2011, **13**, 4144–4147; (b) N. D. Collet, Ph.D. thesis, Oregon State University, OR, 2013.
- (a) R. V. Gerard, D. B. MacLean, R. Fagianni and C. J. Lock, *Can. J. Chem.*, 1986, **64**, 943–949; (b) R. V. Gerard and D. B. MacLean, *Phytochemistry*, 1986, **25**, 1143–1150.
- J. Kobayashi, Y. Hirasawa, N. Yoshida and H. Morita, *J. Org. Chem.*, 2001, **66**, 5901–5904.
- Conceptually similar approaches to lycodine: M. Azuma, T. Yoshikawa, N. Kogure, M. Kitajima and H. Takayama, *J. Am. Chem. Soc.*, 2014, **136**, 11618–11621.
- K. I. Ishiuchi, T. Kubota, H. Ishiyama, S. Hayashi, T. Shibata, K. Mori, Y. Obara, N. Nakahata and J. Kobayashi, *Bioorg. Med. Chem.*, 2011, **19**, 749–753.
- (a) D. C. Beshore and A. B. Smith, *J. Am. Chem. Soc.*, 2007, **129**, 4148–4149; (b) A. Bisai, S. P. West and R. Sarpong, *J. Am. Chem. Soc.*, 2008, **130**, 7222–7223; (c) T. Nishimura, A. K. Unni, S. Yokoshima and T. Fukuyama, *J. Am. Chem. Soc.*, 2011, **133**, 418–419; (d) T. Nishimura, A. K. Unni, S. Yokoshima and T. Fukuyama, *J. Am. Chem. Soc.*, 2013, **135**, 3243–3247; (e) Y. Yang, C. W. Haskins, W. Zhang, P. L. Low and M. Dai, *Angew. Chem., Int. Ed.*, 2014, **53**, 3922–3925.
- (a) P. A. Wender and B. L. Miller, *Nature*, 2009, **460**, 197–201; (b) T. Gaich and P. S. Baran, *J. Org. Chem.*, 2010, **75**, 4657–4673; (c) S. H. Bertz, *J. Am. Chem. Soc.*, 1982, **104**, 5801–5803.
- (a) B. B. Liau and M. D. Shair, *J. Am. Chem. Soc.*, 2010, **132**, 9594–9595; (b) A. S. Lee, B. B. Liau and M. D. Shair, *J. Am. Chem. Soc.*, 2014, **136**, 13442–13452.
- McLean's proposed biosynthesis involved an intramolecular Mannich reaction (ref. 6), but Shair has made a strong argument for a transannular Mannich reaction in the biosynthesis (ref. 12).
- Ketone **5** was prepared in one step from commercially available (*R*)-3-methylcyclohexan-1-one or in four steps from pulegone. Ketone **5** was also an intermediate in Shair's syntheses of (+)-fastigiatine and (–)-himeradine A. (a) W. Oppolzer and M. Petrzilka, *Helv. Chim. Acta*, 1978, **61**, 2755–2762; (b) D. Caine, K. Procter and R. A. Cassell, *J. Org. Chem.*, 1984, **49**, 2647–2648; (c) K. C. Nicolaou, Y. L. Zhong and P. S. Baran, *J. Am. Chem. Soc.*, 2000, **122**, 7596–7597; (d) K. Yamamoto, M. F. Hentemann, J. G. Allen and S. J. Danishefsky, *Chem.–Eur. J.*, 2003, **9**, 3242–3252.
- X. Cheng and S. P. Waters, *Org. Lett.*, 2010, **12**, 205–207.
- (a) P. Amice, L. Blanco and J. M. Conia, *Synthesis*, 1976, 196–197; (b) P. Hudson, G. Pairaudeau, P. J. Parsons, A. W. Jahans and M. G. Drew, *Tetrahedron Lett.*, 1993, **34**, 7295–7298; (c) Q. Xiao, W.-W. Ren, Z.-X. Chen, T.-W. Sun, Y. Li, Q.-D. Ye, J.-X. Gong, F.-K. Meng, L. You, Y.-F. Liu, M.-Z. Zhao, L.-M. Xu, Z.-H. Shan, Y. Shi, Y.-F. Tang, J.-H. Chen and Z. Yang, *Angew. Chem., Int. Ed.*, 2011, **50**, 7373–7377.
- (a) N. Miyaura, T. Ishiyama, H. Sasaki, M. Ishikawa, M. Satoh and M. Suzuki, *J. Am. Chem. Soc.*, 1989, **111**, 314–321; (b) B. Bradshaw, C. Luque-Corredera, G. Saborit, C. Cativiela, R. Dorel, C. Bo and J. Bonjoch, *Chem.–Eur. J.*, 2013, **19**, 13881–13892; (c) S. R. Chemler, D. Trauner and S. J. Danishefsky, *Angew. Chem., Int. Ed.*, 2001, **40**, 4544–4568.
- W. Nagata and M. Yoshioka, *Org. React.*, 2005, **25**, 255–476.
- Alkylolithium **14** was previously prepared by reductive lithiation of the chloromethyl carbamate analogous to **13**. We found the chloromethyl carbamate to be prone to decomposition. J. Ortiz, A. Guijarro and M. Yus, *Tetrahedron*, 1999, **55**, 4831–4842.
- Related cyclization reaction: B. Hong, H. Li, J. Wu, J. Zhang and X. Lei, *Angew. Chem., Int. Ed.*, 2015, **54**, 1011–1015.

