



CrossMark
click for updates

Cite this: *RSC Adv.*, 2017, 7, 3914

Comparative synthesis and properties of POSS-based fluorinated poly(ether sulfone) random terpolymers

Yanfeng Wei, Qiyang Jiang, Jinqing Hao and Jianxin Mu*

Three series of poly(ether sulfone)s are synthesized from POSS *via* nucleophilic aromatic substitution polycondensation with different fluoride bisphenols. The structures of the PESs are characterized by IR, NMR and WAXD spectroscopy. The incorporation of POSS and trifluoromethyl into a poly(ether sulfone) matrix at various molar percentages of POSS result in a dramatic decrease in dielectric constant, dielectric loss as well as a significant increase in hydrophobicity of the system. The lowest dielectric constant 2.23 (1 MHz) is obtained at 40% DDSQ–6FPH–PES (molar percent content of DDSQ = 40%). The highest water contact angle 104° is obtained at 20% DDSQ–6AF–PES. Dielectric loss of most synthetic polymers is lower than 0.002. The number of trifluoromethyl groups and the attached position of these to the polymer chain also play essential roles in the dielectric properties, hydrophobicity and thermal properties. The results are discussed and interpreted in detail.

Received 10th October 2016
Accepted 27th December 2016

DOI: 10.1039/c6ra24996e

www.rsc.org/advances

Introduction

Aromatic poly(ether sulfone)s (PESs) are well known as a class of high-performance polymers because of their outstanding properties, such as high thermal stability, high mechanical performance, good chemical resistance, and excellent electrical properties.^{1–3} However, as common traditional thermoplastics, PESs are poorly hydrophobic (CA = 80°), and the dielectric constant of PES ($\kappa = 3.5$) is not satisfactory for the demand in electronic packaging and large scale integrated circuits.

It has been reported that the introduction of bulky trifluoromethyl moieties into the polymer chains can effectively increase solubility and thermal stability, as well as decrease the dielectric constants, water absorption because of the low polarizability and large free volume of C–F bonds.^{4–8} Maier *et al.* reported a number of polyimides incorporating trifluoromethyl groups and obtained low dielectric constant (κ) ranging from 2.4 to 2.77.⁹ Liu *et al.* demonstrated the preparation of the desired solubility and processability poly(ether ketone)s, where the bulky side group trifluoromethyl was introduced to help to decrease the dielectric constant from 3.3 to 2.69.¹⁰ Sipra Ghosh and Susanta Banerjee employed no-planar and asymmetric trifluoromethyl moiety to poly(arylene ether)s (PAEs) to prepare gas separation polymer membranes with higher permeability and permselectivity as well as low dielectric constant values and low water absorption rates.¹¹

However, it is limited to reduce the dielectric constants of the materials just by introducing lower molecular polarizability

bulky trifluoromethyl moiety. In view of the dielectric constant of air ($\kappa = 1.01$), polyhedral oligomeric silsesquioxane (POSS), as a kind of organic–inorganic nanoporous materials, has attracted attention in preparation to decrease dielectric constant. POSS possesses a cubic octameric molecule with an inner inorganic silicon and oxygen framework, which is externally surrounded by organic functions.^{12–14} POSS-based hybrids have been widely studied in many other areas of potential applications,^{15–20} such as optical devices, sensors, barrier materials and catalysts. POSS has been incorporated in polymer matrices, either physical blending or chemical copolymerization, to modify the basic properties of the system.^{21–24} Double-decker silsesquioxane (DDSQ)^{25–29} is a kind of admirable POSS with two precise reactive functional groups, which can be applied to synthesize linear and regularity distribution hybrid polymers by incorporating high content of POSS into the main chain.

In this work, three series of new aromatic poly(aryl ether sulfone)s (PESs) were prepared from 2OH–DDSQ, difluorophenyl sulfone and three bisphenols containing trifluoromethyl groups, *via* the nucleophilic aromatic substitution polymerization. The effect of POSS content, the number of trifluoromethyl and the attached position of trifluoromethyl to the chain of polymer on the dielectric property, hydrophobicity and thermal property of the polymers are investigated in this work.

Experimental

Materials

2OH–DDSQ was synthesized in our laboratory according to the literature.²⁵ (3-Fluoromethylphenyl)-1,4-hydroquinone (3FPH), and (3,5-difluoromethylphenyl)-1,4-hydroquinone (6FPH) were

College of Chemistry, The Key Lab of High Performance Plastics, Ministry of Education, Jilin University, Changchun 130012, P. R. China. E-mail: jianxin_mu@jlu.edu.cn; Fax: +86-431-88498137; Tel: +86-431-8849813



prepared according to a reported procedure.³⁰ 4,4'-(Hexafluoroisopropylidene)diphenol was synthesized in Jilin University. Poly(ether sulfone)s was synthesized in Jilin University. Anhydrous magnesium and anhydrous calcium chloride were purchased from Guangdong Xilong Chemical. Triethylamine (AR) was purchased from Tianjin Fuyu Fine Chemical. Tetrahydrofuran (THF) (AR) was purchased from Tianjin Tiantai Fine Chemicals and was refluxed above sodium and then distilled before use. Phenyltrimethoxysilane was purchased from Energy Chemical and was immediately used upon receipt. Toluene (AR), chloroform (AR), sodium hydroxide (AR), potassium carbonate (AR), *N,N*-dimethylacetamide (DMAc; AR), dimethyl sulphoxide (DMSO; AR), and 2-propanol (AR) were purchased from Beijing Chemical Works. *N*-Methyl-2-pyrrolidinone (NMP; AR) was purchased from Tianjin BODI chemicals. NMP was further purified by distillation under reduced pressure over CaH₂ prior to use.

Measurements

IR spectra (KBr pellets or films) were recorded on a Nicolet Impact 410 Fourier Transform Infrared Spectrometer (FT-IR) at room temperature (25 °C). ¹H NMR spectra were conducted by a Brüker Advance 300 spectrometer (300 MHz) in DMSO. Differential Scanning Calorimetry (DSC) analysis were performed on a TA Instruments Q2000 in a dry nitrogen atmosphere at a heating rate of 10 °C min⁻¹. Thermogravimetric analysis (TGA) was measured with a Perkin Elmer Pyris 1 TGA thermal analyzer under air atmosphere at a heat of rate 10 °C min. Dielectric constants were carried out a Hewlett-Packard 4285A precision impedance analyzer at frequency varied from 10³ Hz to 10⁶ Hz. Contact angles were determined with a POWEREACH/JC2002C2 contact angle meter at room temperature (25 °C). Contact angles were measured on 1 μL of wetting liquid, immediately after each droplet was added. The reported values are the average of six measurements from five droplets with separate locations. The crystallization behavior of the copolymers were examined by a Rigaku D/max-2500 X-ray diffractometer with Cu K α radiation ($\lambda = 0.154$ nm) as the X-ray source.

Polymer synthesis

Synthesis of DDSQ-6AF-PESs copolymers. In a typical experiment, the preparation of PES-2c II (molar percent content of DDSQ = 20%) copolymer, to a 25 mL three-necked flask equipped with over-head mechanical stirrer, a Dean-Stark trap with condenser, 2OH-DDSQ (0.7411 g, 0.5 mmol), bisphenol AF (0.6725 g, 2.0 mmol), difluorophenyl sulfone (0.6356 g, 2.5 mmol), anhydrous K₂CO₃ (0.4146 g, 3.0 mmol), DMAc (6.1 mL), and toluene (4 mL) were added. The system was allowed to reflux for 3 h, and then ensured that a substantial amount of the resulting water and toluene were removed. The reaction mixture was heated to 160–170 °C. After 5 h, the viscous solution was then poured into distilled water. The flexible threadlike polymer was pulverized into powder using a blender. The polymer was then refluxed in deionized water and ethanol several times to remove the salts and solvents and dried at

120 °C for 24 h to obtain a constant weight. The inherent viscosity of the polymer obtained was 0.86 dL g⁻¹, determined at a concentration of 0.5 g dL⁻¹ in DMAc at 25 °C.

IR (cm⁻¹): 1285 (S=O), 1223 (Ar-O-Ar), 1325 (-CF₃), 1253, 828 (Si-C), 1087, 482 (Si-O-Si).

Synthesis of DDSQ-3FPH-PESs copolymers. Bisphenol AF was replaced by 3FPH, the DDSQ-3FPH-PESs copolymers were prepared in a similar procedure.

IR (cm⁻¹): 1291 (S=O), 1230 (Ar-O-Ar), 1332 (-CF₃), 1253, 828 (Si-C), 1087, 482 (Si-O-Si).

Synthesis of DDSQ-6FPH-PESs copolymers. DDSQ-6FPH-PESs were prepared from 2OH-DDSQ, 6FPH and difluorophenyl sulfone, according to the same procedure used for 6AF-DDSQ-PESs.

IR (cm⁻¹): 1285 (S=O), 1230 (Ar-O-Ar), 1325 (-CF₃), 1253, 828 (Si-C), 1087, 482 (Si-O-Si).

Results and discussion

Polymer synthesis

Polymerization of 2OH-DDSQ, difluorophenyl sulfone and three different fluoride bisphenol was carried out in the presence of K₂CO₃ in DMAc as the solvent at 170 °C after removing water from the reaction system by the azeotropic distillation of toluene, as shown in Scheme 1. The inherent viscosities of the resulting polymers ranged from 0.71 to 0.91 dL g⁻¹ in determined at a concentration of 0.5 g dL⁻¹ in DMAc at 25 °C (Table 1).

The chain structure of the polymers was confirmed by FTIR and NMR spectra. The FTIR spectra (Fig. 1) of the polymer films show the characteristic absorption bands around 1285 cm⁻¹ due to sulfonyl groups, around 1230 cm⁻¹ based on aryl ether linkages, and 1325 cm⁻¹ corresponding to trifluoromethyl moieties. 1253 cm⁻¹, 828 cm⁻¹ can be assigned to Si-C band and 1087 cm⁻¹, 482 cm⁻¹ can be attributed to Si-O band of the DDSQ. From the comparison with IR spectra of polymers, DDSQ is confirmed to have been introduced into the main chains of the PESs polymers by covalent bonds successfully. The characteristic absorption peaks at 1087 cm⁻¹, 482 cm⁻¹ (ν_{as} , Si-O) manifest that the structure of the DDSQ macromer remains intact.

In the ¹H NMR spectra of the polymers, signals of proton at 0.20 ppm, 0.71–2.46 ppm and 3.53 ppm are assigned to the protons of methyl, methylene, and methoxy. The peaks at 6.2–8.2 ppm are assigned to the protons of aromatic ring. A typical set of NMR spectra is shown in Fig. 2, and the spectra agreed with the proposed polymer structure.

The crystallinity of the PESs was evaluated by wide angle X-ray diffraction (WAXD) (Fig. 3). All the polymers exhibited amorphous patterns. DDSQ-3FPH-PESs provide two major diffraction peaks at values of 2θ of 7.18° and 19.29°, corresponding to *d*-spacings of 1.23 nm and 0.46 nm, respectively,^{31,32} first is consistent with the size of a POSS unit and it is produced by the crystal structure of the POSS units,³³ where a *d*-spacing of 0.46 nm is the average distance of PES segments. DDSQ-6FPH-PESs provide two major diffraction peaks at values of 2θ of 7.18° and 17.04°, corresponding to *d*-spacings of 1.23 nm and 0.52 nm, respectively.



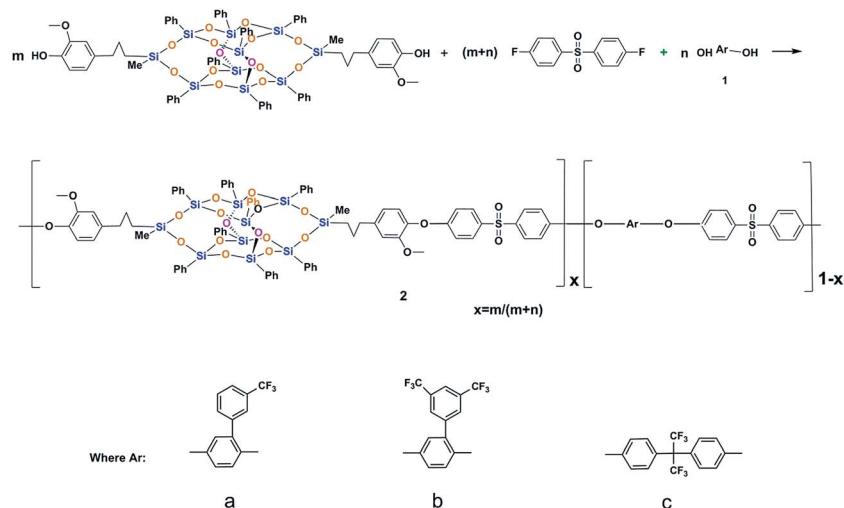
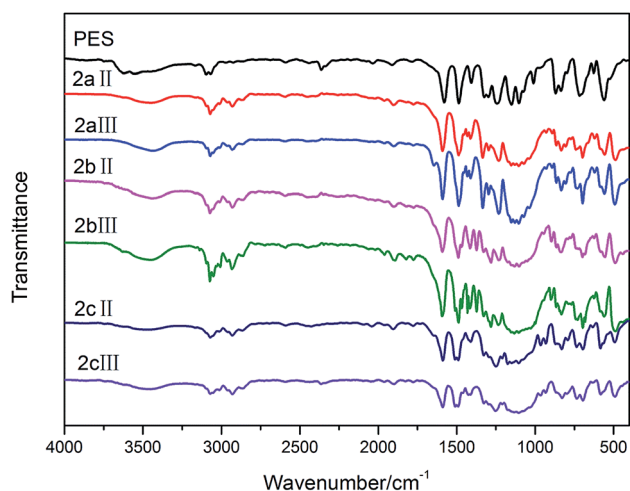
Scheme 1 Synthesis of DDSQ-CF₃-PESs hybrids.

Table 1 Summaries of the properties of the DDSQ-3FPH-PESs

Samples	Inherent viscosity ^a (g dL ⁻¹)	T _{d5} ^b (°C)	Residue ^d (%)	T _g ^d (°C)	CA (deg)	Dielectric constant ^e	Dielectric loss ^f
PES	0.95	513.2	2.65	230	80	3.5	0.014
PES 2a I	0.75	539.9	1.49	156.4	82.9	3.42	0.00129
PES 2a II	0.78	423.7	18.19	148.5	96.6	3.32	0.00128
PES 2a III	0.73	423.9	18.43	144.9	98.4	2.82	9.2 × 10 ⁻⁴
PES 2a IV	0.72	418.2	34.29	142.9	98.7	2.78	0.00146
PES 2a V	0.71	418.8	35.09	138.7	97.8	2.72	0.00125
PES 2a VI	0.71	375.7	36.55	137	97.5	2.68	0.02225

^a Determined at a concentration 0.5 g dL⁻¹ in DMAc at 25 °C. ^b Temperature at which 5% weight loss was recorded by thermogravimetry at a heating rate of 10 °C min⁻¹ in air. ^c The yields of degradation residues were obtained at 800 °C in air. ^d DSC at a heating rate of 10 °C min⁻¹ in nitrogen. ^e κ was measured at 1 MHz. ^f Dielectric loss was measured at 1 MHz.

Fig. 1 FT-IR spectrum of DDSQ-CF₃-PESs hybrids.

DDSQ-6AF-PESs provide two major diffraction peaks at values of 2θ of 7.18° and 18.89°, corresponding to d -spacings of 1.23 nm and 0.47 nm, respectively.

The diffuse peak at 7.18° indicates that the DDSQ molecules still retain their nanoscale dimensions in the polymer main chains. The broad peaks demonstrate that there is no crystalline behavior in the polymers, this is ascribed that DDSQ is homogeneous dispersion in the resulting nanocomposite films. The peak intensity at 7.18° was enhanced and half peak width at 7.18° became narrow along with the content of DDSQ increasing, indicating that the chain regularity is strengthened with the content of DDSQ increasing.

Dielectric constant of polymers

The dielectric constants (κ) of polymer films are shown in Fig. 4. The dielectric constants of all the PESs containing trifluoromethyl or POSS is lower than pure PES (3.5 at 1 MHz).

Comparing three kinds of polymers, the dielectric constants at the same content of DDSQ represented the following law: DDSQ-3FPH-PESs > DDSQ-6AF-PESs > DDSQ-6FPH-PESs. Due to the larger free volume, lower polarity and lower moisture absorption of the trifluoromethyl groups, the introduction of trifluoromethyl into the polymers could decrease the dielectric constants. The trifluoromethyl content of the DDSQ-3FPH-



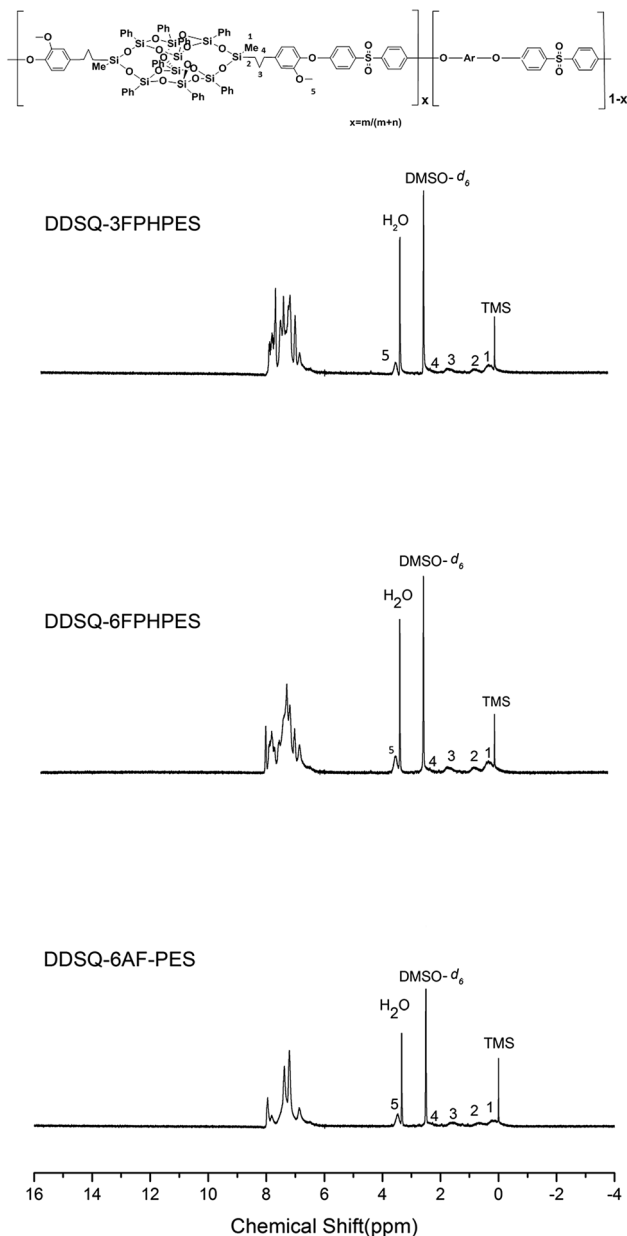


Fig. 2 ¹H NMR spectra of DDSQ-CF₃-PESs hybrids in DMSO-*d*₆.

PESs is lower than DDSQ-6FPH-PESs and DDSQ-6AF-PESs, thus has the relatively high dielectric constants. The free volume of hexafluoroisopropyl group is smaller than bulky trifluoromethyl side group, therefore the κ values of DDSQ-6AF-PESs are higher than DDSQ-6FPH-PESs. The experimental results of XRD can also confirm this conclusion.

Due to the vacant cage-like structure of DDSQ itself, the introduction of DDSQ can reduce the dielectric constant by increasing the free volume; due to the large bulky and low polarity of the trifluoromethyl itself, the introduction of trifluoromethyl can also reduce the dielectric constant. The dielectric constant of PESs which were introduced into the trifluoromethyl and POSS was significantly lower than that of the traditional PESs.

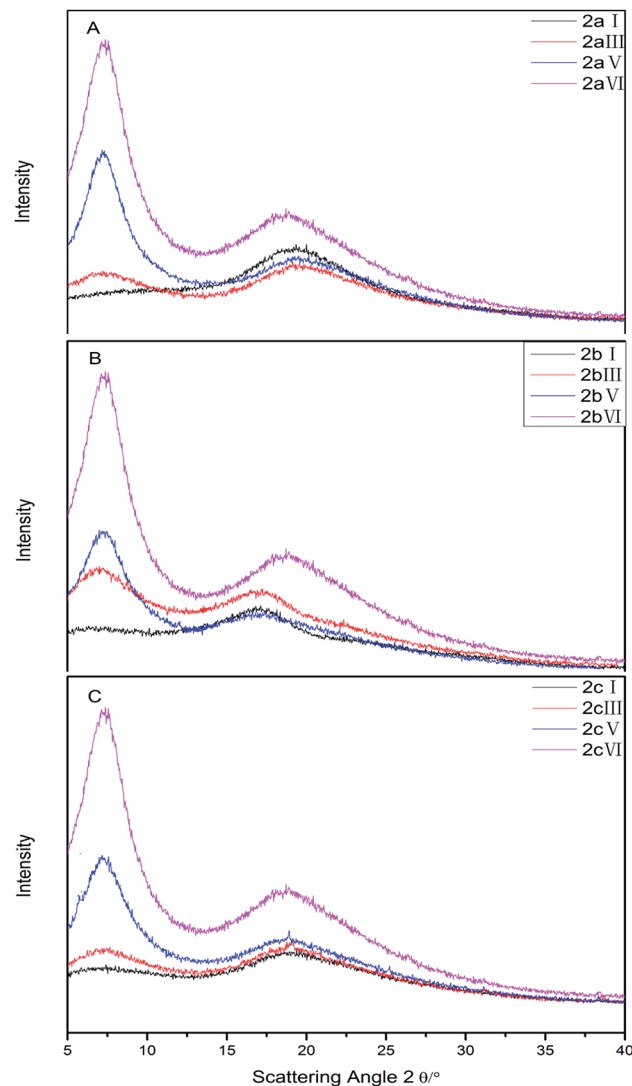


Fig. 3 WAXRD profiles of DDSQ-CF₃-PESs hybrid films.

Under the synergy of trifluoromethyl and POSS, the dielectric constant of DDSQ-3FPH-PESs and DDSQ-6AF-PESs decreased gradually along with the content of DDSQ in the main chain increasing. Due to the presence of trifluoromethyl and higher POSS content simultaneously, the lowest dielectric constant was obtained at 80% DDSQ-6AF-PES. Generally, the dielectric constant of DDSQ-6FPH-PESs decreased first and then increased as the content of POSS increased, the lowest κ value was obtained at 40% DDSQ-6FPH-PES. This can be attributed that the dielectric constant can be decreased by the combined consequences of bulky ditrifluoromethyl and POSS and the reduction of the dielectric constant of the bulky ditrifluoromethyl lateral group is larger than that of the POSS.

The dielectric loss of all synthetic copolymers is lower than 0.002 except 0% DDSQ-6FPH-PES (0.013), 60% DDSQ-6FPH-PES (0.003) and 100% DDSQ-PES (0.022) at 1 MHz. This type of polymers is a potential candidate for electronic packaging and large scale integrated circuit.



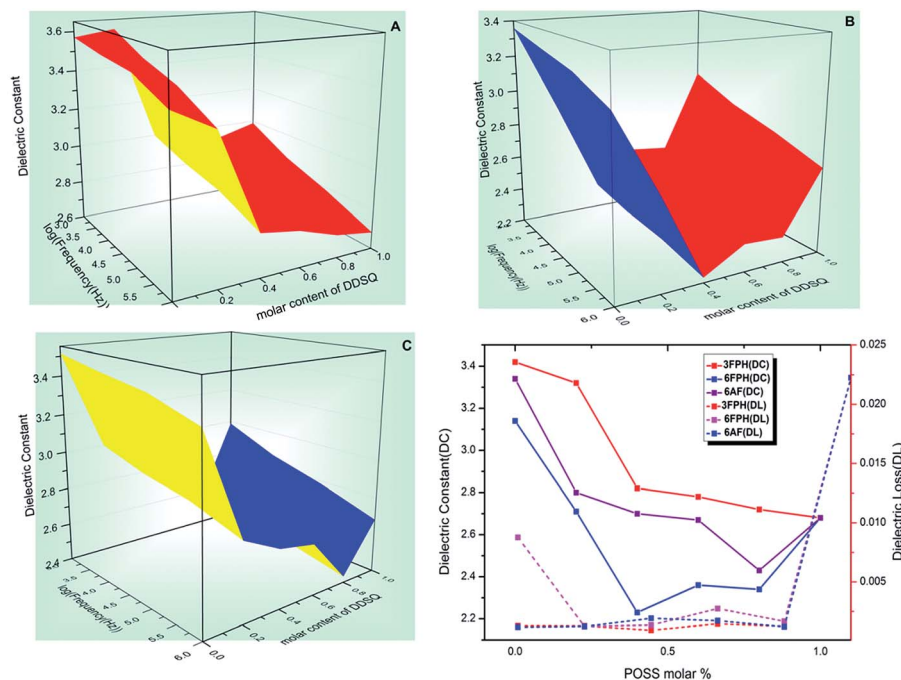


Fig. 4 The dielectric constant vs. frequency and molar content of DDSQ for PESs 2a (A), 2b (B), 2c (C); the dielectric constant and dielectric loss vs. POSS molar%.

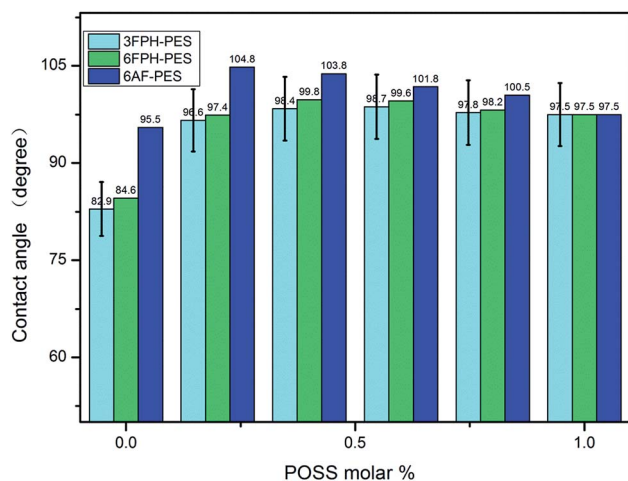


Fig. 5 Contact angle of DDSQ-CF₃-PESs hybrids.

Surface properties and solubility of polymers

Contact angle is widely used to get information about the nature of surface properties of copolymers. In this study, the surface properties such as hydrophobicity and the polarizability of the polymers were evaluated (Fig. 5). Contact angle measurements showed that the PESs polymers containing -CF₃ and POSS displayed a significant enhancement in surface hydrophobicity than that of pure PES (CA = 80°). Comparing three kinds of polymers, the contact angle at the same content of DDSQ represented the following law: DDSQ-6AF-PESs > DDSQ-6FPH-PESs > DDSQ-3FPH-PESs. On the one hand, owing to the introduction of low polar trifluoromethyl, hydrophobicity can be enhanced along with the content of trifluoromethyl increasing; on the other hand, the surface free energy of the DDSQ-6FPH-PESs and DDSQ-3FPH-PESs may be increased due to the asymmetric substituent of 3,5-difluoromethylphenyl and trifluoromethylphenyl, which may lead to the deterioration of the hydrophobicity.

Table 2 Summaries of the properties of the DDSQ-6FPH-PESs

Samples	Inherent viscosity ^a (g dL ⁻¹)	T _{d5} ^b (°C)	Residue ^c (%)	T _g ^d (°C)	CA (deg)	Dielectric constant ^e	Dielectric loss ^f
PES 2b I	0.76	550.0	0.943	164.4	84.6	3.14	0.00876
PES 2b II	0.74	427.7	13.72	159.6	97.4	2.71	0.00123
PES 2b III	0.76	426.8	26.67	156.4	99.8	2.23	0.00136
PES 2b IV	0.73	422.6	32.22	154.3	99.6	2.36	0.00274
PES 2b V	0.71	434.9	35.99	148.6	98.2	2.34	0.00167

^a Determined at a concentration 0.5 g dL⁻¹ in DMAc at 25 °C. ^b Temperature at which 5% weight loss was recorded by thermogravimetry at a heating rate of 10 °C min⁻¹ in air. ^c The yields of degradation residues were obtained at 800 °C in air. ^d DSC at a heating rate of 10 °C min⁻¹ in nitrogen. ^e κ was measured at 1 MHz. ^f Dielectric loss was measured at 1 MHz.



Table 3 Summaries of the properties of the DDSQ-6AF-PESs

Samples	Inherent viscosity ^a (g dL ⁻¹)	T _{d5} ^b (°C)	Residue ^c (%)	T _g ^d (°C)	CA (deg)	Dielectric constant ^e	Dielectric loss ^f
PES 2c I	0.81	551.2	0.753	170.7	95.5	3.34	0.00118
PES 2c II	0.79	452.5	12.66	164.6	104.8	2.8	0.00124
PES 2c III	0.81	444.5	23.22	162.2	103.8	2.7	0.00192
PES 2c IV	0.79	422.4	30.61	158.2	101.3	2.67	0.00172
PES 2c V	0.75	436.3	34.93	155.8	100.5	2.43	0.00121

^a Determined at a concentration 0.5 g dL⁻¹ in DMAc at 25 °C. ^b Temperature at which 5% weight loss was recorded by thermogravimetry at a heating rate of 10 °C min⁻¹ in air. ^c The yields of degradation residues were obtained at 800 °C in air. ^d DSC at a heating rate of 10 °C min⁻¹ in nitrogen. ^e ϵ was measured at 1 MHz. ^f Dielectric loss was measured at 1 MHz.

The contact angle experiments of three series of POSS containing polymers showed that the contact angles increased first and then decreased with the increase of DDSQ content. This is attributed that both low polar trifluoromethyl and low surface free energy POSS can help to enhance the hydrophobicity and the enhancement of the hydrophobicity of trifluoromethyl is larger than that of the POSS.

The best hydrophobicity can be obtained by the synergistic effect of the low polarity, low surface free energy of trifluoromethyl and POSS. The largest contact angle of DDSQ-3FPH-PESs is 98.7° at 60% DDSQ-3FPH-PES; the DDSQ-6FPH-PESs is 99.8° at 40% DDSQ-6FPH-PES; the DDSQ-6AF-PESs is 104.8° at 20% DDSQ-6AF-PES. To improve the hydrophobicity was also an effect approach to keep the stability of dielectric property.^{34,35}

The solubility behavior of the polymers in some solvents is listed in Table 4. All of the polymers prepared were soluble at room temperature in most aprotic polar solvents such as NMP, DMAc, DMF and DMSO. The polymers without DDSQ were soluble at room temperature in the less polar solvents such as chloroform and tetrahydrofuran (THF). Due to the presence of CF₃ groups in the polymers, the solubility of these polymers was better than (that of) pure PES.

Thermal properties

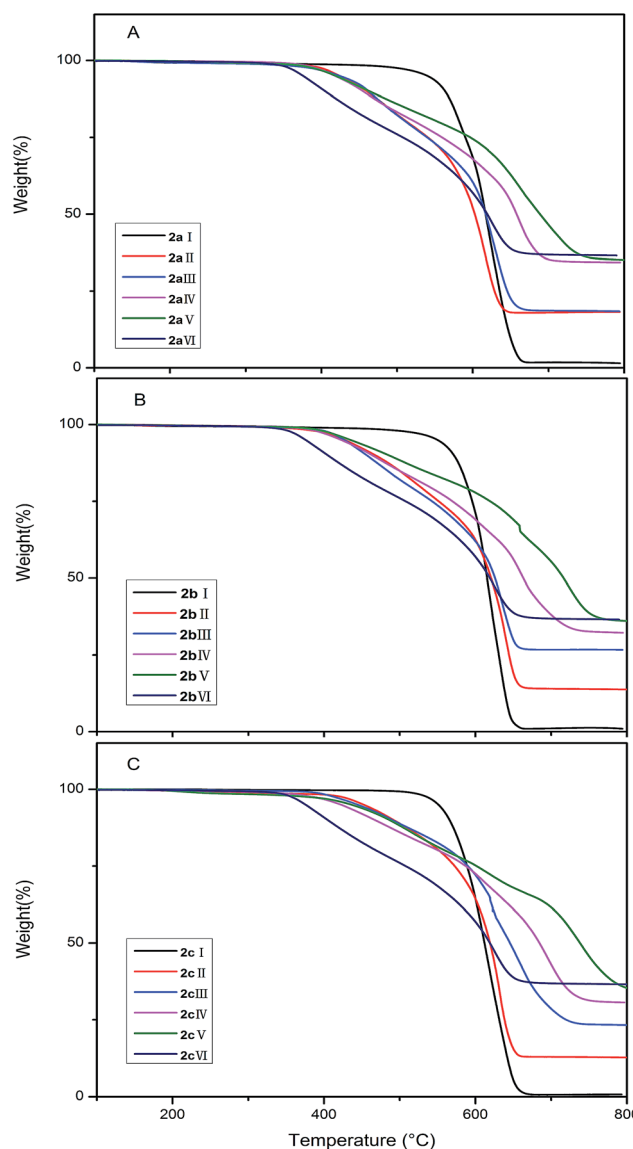
The thermal stabilities of the copolymers were tested by TGA and the results were summarized in Tables 1–3 and the profiles

Table 4 Solubility of DDSQ-CF₃-PESs

Samples	NMP	DMAc	DMSO	DMF	THF	Chloroform	Acetone
PES	++	++	+–	+–	--	--	--
PES 2a I	++	++	++	++	++	++	++
PES 2a III	++	++	++	++	--	--	--
PES 2a V	++	++	++	++	--	--	--
PES 2a VI	++	+–	+–	+–	--	--	--
PES 2b I	++	++	++	++	++	++	++
PES 2b III	++	++	++	++	--	--	--
PES 2b V	++	++	++	++	--	--	--
PES 2c I	++	++	++	++	++	++	++
PES 2c III	++	++	++	++	--	--	--
PES 2c V	++	++	++	++	--	--	--

Solubility under a mass of liquid: 0.1 g mL⁻¹; (++) soluble at room temperature; (--) insoluble even on heating; (+–) partially soluble or swelling on heating.

were shown in Fig. 6. The polymers have excellent stabilities against thermal decomposition. The temperatures at a 5% weight loss (T_{d5}) are above 410.7 °C. The copolymers without

Fig. 6 TGA curves of DDSQ-CF₃-PESs hybrids in air.

DDSQ represent one step degradation progress; the copolymers containing DDSQ represent two steps degradation progress: the first step is ascribed to the cleavage of flexible alkyl chain and the second step is ascribed to the decomposition of the aromatic ring and DDSQ cage frameworks.

The T_g of the three series of DDSQ- CF_3 -PESs copolymers decrease with the increase of POSS content. This is attributed to the increase of free volume through the introduction of bulky CF_3 and the cage-like structure DDSQ.

Comparing three kinds of polymers, the T_g at the same content of DDSQ represented the following law: DDSQ-6AF-PESs > DDSQ-6FPH-PESs > DDSQ-3FPH-PESs. On the one hand, the free volume of hexafluoroisopropyl group is smaller than bulky trifluoromethyl side group, therefore T_g of DDSQ-6AF-PESs are higher than DDSQ-6FPH-PESs and DDSQ-3FPH-PESs; on the other hand, the segment movement of 3,5-difluoromethylphenyl is harder than trifluoromethylphenyl, resulting in the reduction of free volume and the increase of T_g .

Conclusions

Three series of new aromatic poly(ether sulfones) (PESs) were prepared from 2OH-DDSQ, three bisphenol containing trifluoromethyl groups *via* the nucleophilic aromatic substitution polymerization. The resulting PESs are amorphous and exhibited outstanding thermostabilities in air. The variation of dielectric constant depends on the incorporation of the low polar of CF_3 and vacant-cage structure POSS with large free volume, as well as the synergistic effect of DDSQ and trifluoromethyl. The enhancement of hydrophobicity attributes to the low polar substituent of CF_3 and POSS with low surface free energy. In addition, three series of copolymers are made a contrast analysis, the results show that DDSQ-6FPH-PESs have lower dielectric constant, DDSQ-6AF-PESs have higher glass transition temperature and better hydrophobicity.

References

- 1 P. J. Jones and R. D. Cook, *J. Appl. Polym. Sci.*, 2011, **121**, 2945–2956.
- 2 S. Papadimitriou, D. N. Bikiaris and K. Chrissafis, *J. Polym. Sci., Part A: Polym. Chem.*, 2007, **45**, 5076–5090.
- 3 Y. Ni and S. Zheng, *Macromolecules*, 2007, **40**, 7009–7018.
- 4 S. Chisca, L. Sava and M. Bruma, *Polym. Int.*, 2013, **62**, 1634–1643.
- 5 K. Nagai, A. Takahashi, M. Suzuki and A. Mukoh, *J. Appl. Polym. Sci.*, 1992, **44**, 159–164.
- 6 J. Li, H. S. Zhang and F. Liu, *Polymer*, 2013, **54**, 5673–5683.
- 7 W. L. Volksen, R. D. Miller and G. Dubois, *Chem. Rev.*, 2010, **110**, 56–110.
- 8 X. L. Liu, H. X. Yang and J. G. Liu, *J. Appl. Polym. Sci.*, 2015, **132**, 42358–42366.
- 9 G. Maier, *Prog. Polym. Sci.*, 2001, **26**, 3–65.
- 10 B. J. Liu, W. Hu and C. H. Chen, *Polymer*, 2004, **45**, 3241–3247.
- 11 S. Ghosh and S. Banerjee, *J. Membr. Sci.*, 2014, **470**, 535–546.
- 12 G. M. Whitesides, J. P. Mathias and C. T. Seto, *Science*, 1991, **254**, 1312–1319.
- 13 C. Sanchez, B. Julian, P. Belleville and M. Popall, *J. Mater. Chem.*, 2005, **15**, 3559–3592.
- 14 H. Xu, S. Kuo, J. Lee and F. Chang, *Macromolecules*, 2002, **35**, 8788–8793.
- 15 M. E. Wright and D. A. Schorzman, *Chem. Mater.*, 2003, **15**, 264–268.
- 16 Y. J. Lee, J. M. Huang and S. W. Kuo, *Polymer*, 2005, **46**, 173–181.
- 17 C. Leu, Y. Chang and K. Wei, *Chem. Mater.*, 2003, **15**, 3721–3727.
- 18 A. Lee and J. D. Lichtenhan, *Macromolecules*, 1998, **31**, 4970–4974.
- 19 J. Choi, J. Harcup and A. F. Yee, *J. Am. Chem. Soc.*, 2001, **123**, 11420–49430.
- 20 S. Turri and M. Levi, *Macromol. Rapid Commun.*, 2005, **26**, 1233–1236.
- 21 M. E. Wright, D. A. Schorzman and F. J. Feher, *Chem. Mater.*, 2003, **15**, 264–268.
- 22 K. Ohno, S. Sugiyama and K. Koh, *Macromolecules*, 2004, **37**, 8517–8522.
- 23 C. Zhang, F. Babonneau and C. Bonhomme, *J. Am. Chem. Soc.*, 1998, **120**, 8380–8391.
- 24 M. J. Abad, L. Barral and D. F. Fasce, *Macromolecules*, 2003, **36**, 3128–3135.
- 25 W. H. Zhang, J. D. Xu, X. S. Li, G. H. Song and J. X. Mu, *J. Polym. Sci., Part A: Polym. Chem.*, 2014, **52**, 780–788.
- 26 K. Wei, L. Wang and S. X. Zheng, *Polym. Chem.*, 2013, **4**, 1491–1501.
- 27 J. D. Xu, W. H. Zhang, Q. Y. Jiang and J. X. Mu, *Polymer*, 2015, **62**, 77–85.
- 28 S. M. Wu and T. Hayakawa, *Macromolecules*, 2007, **40**, 5698–5705.
- 29 S. M. Wu and T. Hayakawa, *Macromolecules*, 2008, **41**, 3481–3487.
- 30 B. J. Liu, G. B. Wang, W. Hu and Y. H. Jin, *J. Polym. Sci., Part A: Polym. Chem.*, 2002, **40**, 3392–3398.
- 31 T. Hirai, M. Leolukman, S. Jin and R. Goseki, *Macromolecules*, 2009, **42**, 8835–8843.
- 32 S. Jin, T. Hira, B. Ahn and Y. Rho, *J. Phys. Chem. B*, 2010, **114**, 8033–8042.
- 33 Y. Chen and E. T. Kang, *Mater. Lett.*, 2004, **58**, 3716–3719.
- 34 C. Leu, G. M. Reddy and K. Wei, *Chem. Mater.*, 2003, **15**, 2261–2265.
- 35 Y. J. Shieh, C. Y. Lin and C. L. Huang, *J. Appl. Polym. Sci.*, 2006, **101**, 342–347.

