

## PAPER

View Article Online  
View Journal | View IssueCrossMark  
click for updatesCite this: *RSC Adv.*, 2017, 7, 1546Received 17th October 2016  
Accepted 21st November 2016

DOI: 10.1039/c6ra25378d

www.rsc.org/advances

# AgSCF<sub>3</sub>-mediated trifluoromethylthiolation of $\alpha,\alpha$ -diaryl allylic alcohols *via* radical neophyl rearrangement†

Kai Liu, Qiao Jin, Shuang Chen and Pei Nian Liu\*

A novel example of AgSCF<sub>3</sub>-mediated oxidative radical trifluoromethylthiolation of  $\alpha,\alpha$ -diaryl allylic alcohols is presented, producing various  $\alpha$ -aryl- $\beta$ -trifluoromethylthiolated carbonyl ketones *via* radical neophyl rearrangement under mild conditions. This protocol involves formation of C(Ar)–C(sp<sup>3</sup>) and C(sp<sup>3</sup>)–S bonds in one step and tolerates a wide range of symmetrical and nonsymmetrical  $\alpha,\alpha$ -diaryl allylic alcohols.

## Introduction

Fluorine-containing functional groups have achieved great application in many pharmaceuticals and agrochemicals because of their remarkable potential for modulating molecular chemical, physical, and biochemical properties.<sup>1</sup> Among these intriguing fluorine-containing groups, the trifluoromethylthio (SCF<sub>3</sub>) group has attracted increasing attention because of its special biological properties such as enhancement of membrane permeability and absorption rate and improvement of the stability of parent molecules, due to its high electronegativity and lipophilicity.<sup>2</sup> This has led to growing interest in developing new routes to incorporating the trifluoromethylthio group into organic molecules of interest.<sup>3</sup> To date, numerous nucleophilic and electrophilic SCF<sub>3</sub> reagents have been developed to construct C–SCF<sub>3</sub>, and these reagents are widely used because they require mild conditions and show satisfied substrate scope.<sup>4,5</sup> Recently, the efficient radical-type protocols for constructing C–SCF<sub>3</sub> using a combination of AgSCF<sub>3</sub> and oxidant have drawn great attention, but only a few protocols focused on the difunctionalization of alkene have been reported.<sup>6–8</sup>

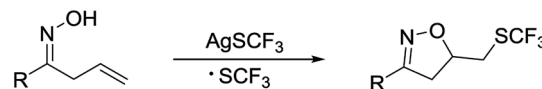
In 2014, the first radical silver-mediated oxidative aryltrifluoromethylthiolation of activated alkenes was reported by Wang group (Scheme 1a).<sup>7a</sup> Subsequently, an intramolecular oxytrifluoromethylthiolation of unactivated alkenes was reported (Scheme 1b).<sup>7b</sup> Soon afterward, the Qing group demonstrated direct trifluoromethylthiolation of an unactivated terminal alkene, affording various allyl trifluoromethyl sulfides

(Scheme 1c).<sup>7c</sup> In the following year, the same group reported another radical protocol for the trifluoromethylthiolation of quinones (Scheme 1d).<sup>7d</sup> Recently, the Nevado group has

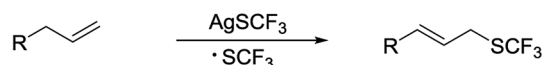
### a) Trifluoromethylthiolation of C=C in methacrylamides<sup>7a</sup>



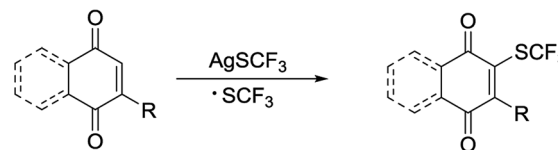
### b) Oxytrifluoromethylthiolation of terminal alkene<sup>7b</sup>



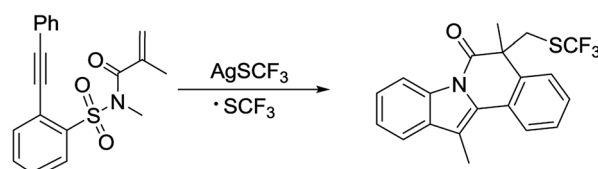
### c) Trifluoromethylthiolation of terminal alkene<sup>7c</sup>



### d) Trifluoromethylthiolation of C=C in cyclohexene-1,4-dione<sup>7d</sup>



### e) Trifluoromethylthiolation of C=C in methacrylamides<sup>7e</sup>



### f) Trifluoromethylthiolation of C=C in allylic alcohols (This work)



Scheme 1 Radical-initiated trifluoromethylthiolation of alkenes.

Shanghai Key Laboratory of Functional Materials Chemistry, Key Lab for Advanced Materials, School of Chemistry and Molecular Engineering, East China University of Science and Technology, Meilong Road 130, Shanghai, 200237, China. E-mail: liupn@ecust.edu.cn

† Electronic supplementary information (ESI) available: Detailed experimental procedure and characterization of products (<sup>1</sup>H, <sup>13</sup>C and <sup>19</sup>F NMR spectra). See DOI: 10.1039/c6ra25378d

reported a silver-catalyzed radical cascade tri-fluoromethylthiolation affording highly functionalized heterocyclic scaffolds (Scheme 1e).<sup>7e</sup> Despite these achievements, new methods involving difunctionalization-type tri-fluoromethylthiolation of alkenes remain highly desirable.

Recently, the neophyl rearrangement as an efficient and ingenious strategy to constructing multiple chemical structures and reorganizing molecular skeletons has attracted increasing attention.<sup>9–14</sup> Inspired by the Tu semipinacol rearrangement protocol<sup>15</sup> and recent literatures for forming  $\beta$ -trifluoromethyl ketones<sup>9</sup> and previous advances in silver-mediated radical additions,<sup>16</sup> we speculated that a neophyl-type rearrangement could be triggered after adding  $\text{SCF}_3$  radical to  $\alpha,\alpha$ -diaryl allylic alcohols, generating  $\alpha$ -aryl- $\beta$ -trifluoromethylthiolated carbonyl ketones which suffered from poor yield in previous literature.<sup>17</sup> As part of our continuing efforts at introducing fluorine-containing groups into organic molecules,<sup>18</sup> we report here a novel  $\text{SCF}_3$  radical-initiated radical neophyl rearrangement of  $\alpha,\alpha$ -diaryl allylic alcohols to afford trifluoromethylthiolated carbonyl ketones under mild conditions (Scheme 1f).

## Result and discussion

Previous study showed that the  $\text{SCF}_3$  radical could be efficiently generated from  $\text{AgSCF}_3$  using  $\text{K}_2\text{S}_2\text{O}_8$  as an oxidant.<sup>6–8</sup> Therefore we began our studies using  $\alpha,\alpha$ -diphenylprop-2-en-1-ol (**1a**) as substrate in the presence of  $\text{AgSCF}_3$  (1.5 equiv.) in  $\text{CH}_3\text{CN}$  at 65 °C. A wide range of oxidants, including  $\text{PhI}(\text{OAc})_2$ , TBHP (*tert*-butyl hydroperoxide), NFSI (*N*-fluorobenzenesulfonimide),  $\text{Mn}(\text{OAc})_3$ ,  $(\text{NH}_4)_2\text{S}_2\text{O}_8$ ,  $\text{Na}_2\text{S}_2\text{O}_8$  and  $\text{K}_2\text{S}_2\text{O}_8$  were investigated for their ability to promote the reaction by generating the  $\text{SCF}_3$  radical. To our delight, the desired product **3a** was obtained using persulfate salts as the oxidants, and 2 equiv.  $\text{K}_2\text{S}_2\text{O}_8$  gave the best yield of 26% (Table 1, entries 1–7). Decreasing the load of  $\text{K}_2\text{S}_2\text{O}_8$  improved the yield of the reaction (Table 1, entry 8). A brief survey of various representative solvents showed that  $\text{CH}_3\text{CN}$  gave the best yield (Table 1, entries 9–13). A series of inorganic and organic bases were investigated to improve the yield further. While the inorganic or organic bases such as  $\text{K}_2\text{CO}_3$ , HMPA (hexamethylphosphoramide), DABCO (1,4-diazabicyclo[2.2.2]octane), and DBU (1,8-diazabicyclo[5.4.0]undec-7-ene) did not appreciably affect the transformation (Table 1, entries 14–19), pyridine (1 equiv.) increased the yield to 82% (entry 19). Changing the amount of pyridine did not improve yield (Table 1, entries 20 and 21). In a control experiment, we confirmed that no desired product was obtained when  $\text{K}_2\text{S}_2\text{O}_8$  was omitted from the reaction system (entry 22).

After determining the standard reaction conditions, we explored the scope of this difunctionalization protocol with various  $\alpha,\alpha$ -diaryl allylic alcohols (**1**), and the corresponding products **3a–3u** were obtained in moderate to good isolated yields (Table 2). Note that the minor regioisomers **3f'**, **3g'**, **3i'**, **3j'**, **3l'**, **3m'** and **3n'**, in which  $\text{R}^1$  migrated instead of  $\text{R}^2$ , were observed as byproducts in the reactions of corresponding substrates and the yields are indicated in the parentheses. When the symmetric allylic alcohols containing *para*-substituted bromo-group or chloro-group underwent rearrangement, the corresponding

Table 1 Optimization of conditions for reaction of **1a** and **2a**<sup>a</sup>

Entry	Oxidant	Base	Solvent	Yield <sup>b</sup> (%)
1	$\text{PhI}(\text{OAc})_2$	None	$\text{CH}_3\text{CN}$	N. D.
2	TBHP	None	$\text{CH}_3\text{CN}$	N. D.
3	NFSI	None	$\text{CH}_3\text{CN}$	N. D.
4	$\text{Mn}(\text{OAc})_3$	None	$\text{CH}_3\text{CN}$	N. D.
5	$(\text{NH}_4)_2\text{S}_2\text{O}_8$	None	$\text{CH}_3\text{CN}$	15
6	$\text{Na}_2\text{S}_2\text{O}_8$	None	$\text{CH}_3\text{CN}$	22
7	$\text{K}_2\text{S}_2\text{O}_8$	None	$\text{CH}_3\text{CN}$	26
8 <sup>c</sup>	$\text{K}_2\text{S}_2\text{O}_8$	None	$\text{CH}_3\text{CN}$	30
9 <sup>c</sup>	$\text{K}_2\text{S}_2\text{O}_8$	None	DCE	Trace
10 <sup>c</sup>	$\text{K}_2\text{S}_2\text{O}_8$	None	EA	11
11 <sup>c</sup>	$\text{K}_2\text{S}_2\text{O}_8$	None	NMP	20
12 <sup>c</sup>	$\text{K}_2\text{S}_2\text{O}_8$	None	DMF	13
13 <sup>c</sup>	$\text{K}_2\text{S}_2\text{O}_8$	None	DMSO	10
14 <sup>c</sup>	$\text{K}_2\text{S}_2\text{O}_8$	$\text{K}_2\text{CO}_3$	$\text{CH}_3\text{CN}$	Trace
15 <sup>c</sup>	$\text{K}_2\text{S}_2\text{O}_8$	HMPA	$\text{CH}_3\text{CN}$	Trace
16 <sup>c</sup>	$\text{K}_2\text{S}_2\text{O}_8$	DABCO	$\text{CH}_3\text{CN}$	Trace
17 <sup>c</sup>	$\text{K}_2\text{S}_2\text{O}_8$	DBU	$\text{CH}_3\text{CN}$	Trace
18 <sup>c</sup>	$\text{K}_2\text{S}_2\text{O}_8$	( <i>i</i> -Pr) <sub>2</sub> NEt	$\text{CH}_3\text{CN}$	45
19 <sup>c</sup>	$\text{K}_2\text{S}_2\text{O}_8$	Pyridine	$\text{CH}_3\text{CN}$	82
20 <sup>c,d</sup>	$\text{K}_2\text{S}_2\text{O}_8$	Pyridine	$\text{CH}_3\text{CN}$	74
21 <sup>c,e</sup>	$\text{K}_2\text{S}_2\text{O}_8$	Pyridine	$\text{CH}_3\text{CN}$	76
22	None	Pyridine	$\text{CH}_3\text{CN}$	0

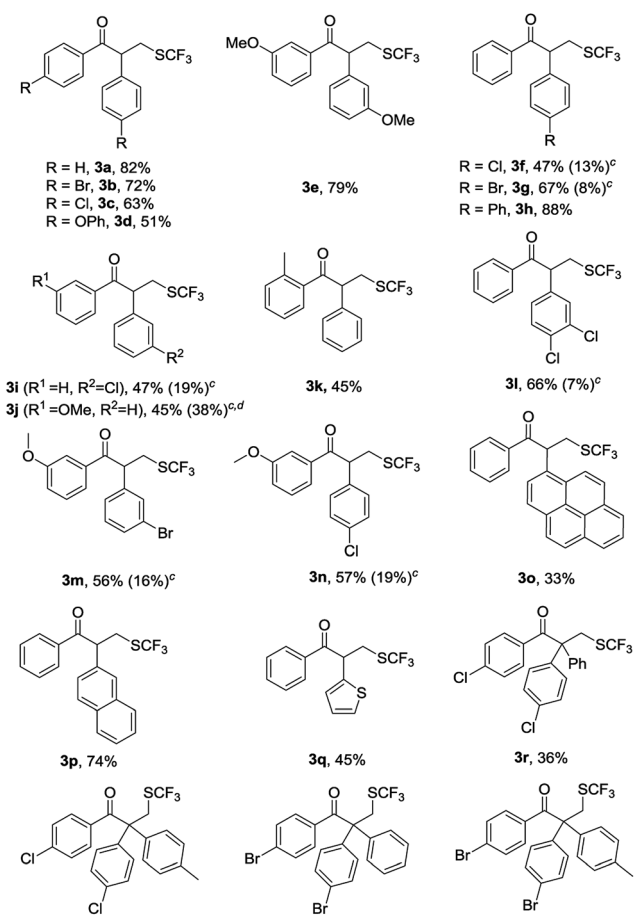
<sup>a</sup> Reactions were performed in sealed tubes containing **1a** (0.20 mmol), **2a** (0.30 mmol), oxidant (2 equiv.), base (1.0 equiv.), solvent (2 mL) under  $\text{N}_2$  at 65 °C for 5 h. N. D. = not detected. <sup>b</sup> Isolated yield. <sup>c</sup>  $\text{K}_2\text{S}_2\text{O}_8$  (1.5 equiv.) was used. <sup>d</sup> Pyridine (2 equiv.) was used. <sup>e</sup> Pyridine (0.5 equiv.) was used.

$\alpha$ -aryl- $\beta$ -trifluoromethylthiolated carbonyl ketones **3b** and **3c** were obtained in respective yields of 72% and 63%. Similarly, the symmetric allylic alcohol substituted by *para*-OPh gave moderate 51% yield. When allylic alcohol substituted by *meta*-OMe was used as the substrate, no obvious substitution effect was observed and **3e** was obtained in 79% yield.

The allylic alcohols with a Ph group and a *p*-substituted-Ph group underwent *p*-substituted-Ph group migration as the major process, giving the corresponding products **3f–3h** in 47–88% yield. Interestingly, allylic alcohols with a Ph group and a *m*-Cl-Ph group or a *m*-OMe-Ph group proceeded *via* the migration of the more electron-deficient aryl group, delivered the products **3i** and **3j** in respective yields of 47% and 45%. Allylic alcohols with a Ph group and an *o*-methylphenyl group delivered the Ph group-migration product **3k** in 45% yield. Interestingly, allylic alcohols containing two different substituted aryl groups, also worked as substrates in the reaction, which selectively generated products **3l** *via* migration of the 3,4-disubstituted-Ph group. For substrates with *meta* or *para* and *meta* substituents, the more electron-deficient aryl group migrated preferentially to afford the desired products **3m** and **3n** in respective yields of 56% and 57%. This unique selectivity



Table 2 Synthesis of products **3** from allylic alcohol **1**<sup>a,b</sup>

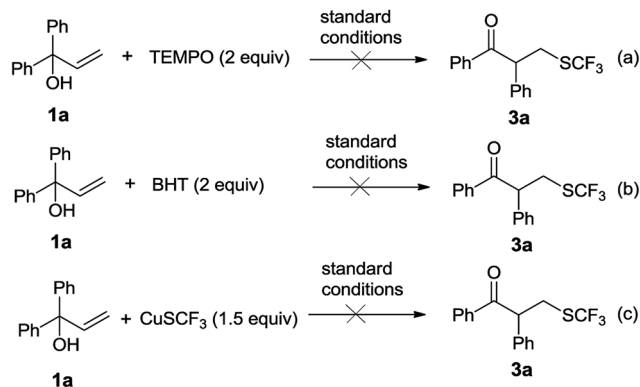
$\text{R}^1 \text{---} \text{C}(\text{R}^2)(\text{R}^3)\text{---CH}_2\text{CH}_2\text{OH} + \text{AgSCF}_3 \xrightarrow[\text{Pyridine (1 equiv), CH}_3\text{CN, 65 }^\circ\text{C}]{\text{K}_2\text{S}_2\text{O}_8 \text{ (1.5 equiv)}} \text{R}^1 \text{---} \text{C}(\text{R}^2)(\text{R}^3)\text{---C(=O)CH}_2\text{SCF}_3$	
<b>1a-u</b>	<b>2a</b>
 <p> <b>3a</b>, 82%  <b>3b</b>, 72%  <b>3c</b>, 63%  <b>3d</b>, 51%  <b>3e</b>, 79%  <b>3f</b>, 47% (13%)<sup>c</sup>  <b>3g</b>, 67% (8%)<sup>c</sup>  <b>3h</b>, 88%  <b>3i</b> (R<sup>1</sup>=H, R<sup>2</sup>=Cl), 47% (19%)<sup>c</sup>  <b>3j</b> (R<sup>1</sup>=OMe, R<sup>2</sup>=H), 45% (38%)<sup>c,d</sup>  <b>3m</b>, 56% (16%)<sup>c</sup>  <b>3n</b>, 57% (19%)<sup>c</sup>  <b>3o</b>, 33%  <b>3p</b>, 74%  <b>3q</b>, 45%  <b>3r</b>, 36%  <b>3s</b>, 31%  <b>3t</b>, 39%  <b>3u</b>, 32%         </p>	

<sup>a</sup> Reaction conditions: **1a** (0.20 mmol), **2a** (0.30 mmol), K<sub>2</sub>S<sub>2</sub>O<sub>8</sub> (0.30 mmol), pyridine (0.20 mmol), CH<sub>3</sub>CN (2 mL), 5 h, 65 °C under N<sub>2</sub>.

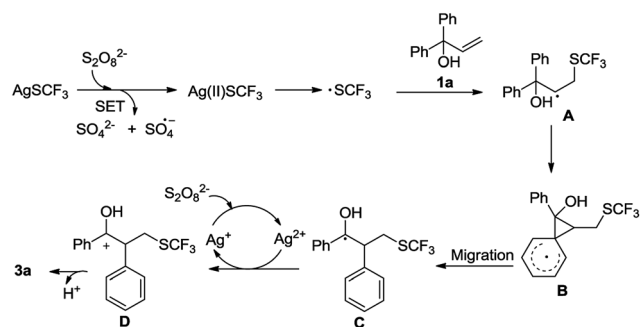
<sup>b</sup> Isolated yields of products **3**. <sup>c</sup> The yields of minor regioisomer **3'**, in which R<sup>1</sup> migrated instead of R<sup>2</sup>, were shown in the parentheses (determined by <sup>1</sup>H NMR). <sup>d</sup> **3j** and its isomer **3j'** were not separable.

suggested that the reaction might involve a radical neophyl rearrangement process rather than a simple semipinacol rearrangement.<sup>9</sup> In the reactions generating **3o** and **3p**, migration of the Ph group took precedence over the pyren-2-yl and the naphthalene-2-yl, giving the respective yields of 33% and 74%. Gratifyingly, the Ph- and thiophen-2-yl-substituted allylic alcohol also worked well and afforded mainly the thiophen-2-yl-migration product **3q** in good yield. Notably, the allylic alcohols with a tolyl or Ph attached to the vinyl group were also tolerated, affording the target products **3r–3u** in 31–36% yield.

To gain further understanding of the reaction mechanism, the control experiments were performed (Scheme 2). When 2 equiv. of 2,2,6,6-tetramethylpiperidine-1-oxyl (TEMPO) or 2,6-



Scheme 2 Mechanistic studies of radical addition and radical neophyl rearrangement cascade reaction.



Scheme 3 Plausible reaction mechanism.

di-*tert*-butyl-4-methylphenol (BHT) were added to the reaction, the desired transformation was completely inhibited (Scheme 2a and b). This observation is consistent with the hypothesis that the reaction proceeds *via* a radical pathway through single-electron transfer. When CuSCF<sub>3</sub> was used as the SCF<sub>3</sub> source, the reaction led to no product, indicating that silver plays a vital role in this transformation (Scheme 2c).

On the basis of the experimental results and previous reports,<sup>6,10–14</sup> a plausible mechanism is proposed as depicted in Scheme 3. AgSCF<sub>3</sub> is oxidized by K<sub>2</sub>S<sub>2</sub>O<sub>8</sub> firstly to generate the SCF<sub>3</sub> radical.<sup>6</sup> Subsequent intermolecular addition of the SCF<sub>3</sub> radical to the double bond of allylic alcohol **1a** affords radical intermediate **A**. Within radical intermediate **A**, neophyl rearrangement of the aryl group occurs *via* spiro[2,5]octadienyl radical **B** to produce intermediate **C**.<sup>10–14</sup> Another single-electron transfer from intermediate **C** to Ag(II) oxidant generates intermediate **D**, which affords product **3a** by release of a proton.

## Conclusions

In summary, we have developed a AgSCF<sub>3</sub>-mediated tri-fluoromethylthiolation of α,α-diaryl allylic alcohols for the synthesis of various α-aryl-β-trifluoromethylthiolated carbonyl ketones. The procedure involves the formations of C(Ar)–C(sp<sup>3</sup>) and C(sp<sup>3</sup>)–S bonds in one step *via* SCF<sub>3</sub> radical addition and a radical neophyl rearrangement cascade process under mild



conditions. The procedure tolerates a wide range of symmetrical and nonsymmetrical  $\alpha,\alpha$ -diaryl allylic alcohols. Given the frequent use of fluorine-containing compounds as bioactive agents, the convenience of this method affords an efficient approach in the future drug development and synthesis of fine chemicals.

## Experimental

### General

All manipulations were carried out in a sealed tube under a nitrogen atmosphere using standard Schlenk techniques. The solvents were distilled under nitrogen from sodium-benzophenone (THF, toluene, dioxane) or calcium hydride (DMF, MeCN, 1,2-DCE) before used. The  $\alpha,\alpha$ -diaryl allylic alcohols<sup>19</sup> and  $\text{AgSCF}_3$ <sup>20</sup> were prepared according to the literature methods. Other chemicals were obtained from commercial sources, and were used without further purification. Chemical shifts ( $\delta$ , ppm) in the  $^1\text{H}$  NMR spectra were recorded using TMS as internal standard. Chemical shifts in  $^{13}\text{C}\{^1\text{H}\}$  NMR spectra were internally referenced to  $\text{CHCl}_3$  ( $\delta = 77.16$  ppm).

### General procedure for the synthesis of $\alpha$ -aryl- $\beta$ -trifluoromethylthiolated carbonyl ketones

**1a-u** (0.2 mmol), **2a** (62.7 mg, 0.3 mmol),  $\text{K}_2\text{S}_2\text{O}_8$  (81.1 mg, 0.3 mmol), pyridine (15.8 mg, 0.2 mmol), and  $\text{CH}_3\text{CN}$  (2 mL) were mixed in an oven-dried sealed tube under  $\text{N}_2$ . The tube was sealed and heated at  $65^\circ\text{C}$  for 5 h. The resulting mixture was cooled to room temperature and the solvent was evaporated under vacuum. The crude product was purified by column chromatography on silica gel to afford the product **3a-u**.

**1,2-Diphenyl-3-((trifluoromethyl)thio)propan-1-one (3a).** The compound **3a** was obtained in 82% yield (50.8 mg) as colorless liquid after column chromatography (PE/EA = 100 : 1).  $^1\text{H}$  NMR (400 MHz,  $\text{CDCl}_3$ )  $\delta$  3.22 (1H, dd,  $J = 5.6, 14.0$  Hz), 3.64 (1H, dd,  $J = 9.2, 14.0$  Hz), 4.92 (1H, dd,  $J = 5.6, 9.2$  Hz), 7.24–7.40 (5H, m), 7.36–7.40 (2H, m), 7.47–7.51 (2H, m), 7.92–7.95 (1H, m);  $^{13}\text{C}$  NMR (100 MHz,  $\text{CDCl}_3$ )  $\delta$  32.8, 54.6, 128.2, 128.3, 128.8, 129.0, 129.6, 131.4 (q,  $J = 304$  Hz) 133.6, 135.9, 137.2, 197.5;  $^{19}\text{F}$  NMR ( $\text{CDCl}_3$ , 376 MHz)  $\delta$  -41.3; HRMS (EI, TOF) calcd for  $\text{C}_{16}\text{H}_{13}\text{F}_3\text{OS}^+$   $[M]^+$ : 310.0639, found: 310.0638.

**1,2-Bis(4-bromophenyl)-3-((trifluoromethyl)thio)propan-1-one (3b).** The compound **3b** was obtained in 72% yield (66.9 mg) as colorless liquid after column chromatography (PE/EA = 100 : 1).  $^1\text{H}$  NMR (400 MHz,  $\text{CDCl}_3$ )  $\delta$  3.18 (1H, q,  $J = 5.7, 14.2$  Hz), 3.59 (1H, q,  $J = 8.9, 14.2$  Hz), 4.80 (1H,  $J = 6.8$  Hz), 7.46 (2H, d,  $J = 7.8$  Hz), 7.46 (2H, d,  $J = 7.7$  Hz), 7.54 (2H, d,  $J = 7.9$  Hz), 7.76 (2H, d,  $J = 7.8$  Hz);  $^{13}\text{C}$  NMR (100 MHz,  $\text{CDCl}_3$ )  $\delta$  32.5, 53.9, 122.7, 129.2, 129.8, 130.4, 130.7 (q,  $J = 304$  Hz), 132.3, 132.9, 134.3, 135.8, 196.2;  $^{19}\text{F}$  NMR (376 MHz,  $\text{CDCl}_3$ )  $\delta$  -41.3; HRMS (EI, TOF) calcd for  $\text{C}_{15}\text{H}_{10}\text{Br}_2\text{O}^+$   $[M - \text{H} - \text{SCF}_3]^+$ : 363.9087, found: 363.9105.

**1,2-Bis(4-chlorophenyl)-3-((trifluoromethyl)thio)propan-1-one (3c).** The compound **3c** was obtained in 63% yield (47.5 mg) as colorless liquid after column chromatography (PE/EA = 100 : 1).  $^1\text{H}$  NMR (400 MHz,  $\text{CDCl}_3$ )  $\delta$  3.18 (1H, dd,  $J = 5.8, 14.2$  Hz), 3.60

(1H, dd,  $J = 8.9, 14.2$  Hz), 4.82 (1H, t,  $J = 7.2$  Hz), 7.20 (2H, d,  $J = 8.1$  Hz), 7.31 (2H, d,  $J = 7.9$  Hz), 7.38 (2H, d,  $J = 8.1$  Hz), 7.85 (2H, d,  $J = 8.1$  Hz);  $^{13}\text{C}$  NMR (100 MHz,  $\text{CDCl}_3$ )  $\delta$  32.6, 53.8, 129.3, 129.5, 129.9, 130.3, 131.3 (q,  $J = 304$  Hz), 133.9, 134.5, 135.3, 140.4, 196.1;  $^{19}\text{F}$  NMR (376 MHz,  $\text{CDCl}_3$ )  $\delta$  -41.3; HRMS (EI, TOF) calcd for  $\text{C}_{15}\text{H}_{11}\text{Cl}_2\text{O}^+$   $[M - \text{SCF}_3]^+$ : 277.0181, found: 277.0168.

**1,2-Bis(4-phenoxyphenyl)-3-((trifluoromethyl)thio)propan-1-one (3d).** The compound **3d** was obtained in 51% yield (50.3 mg) as colorless liquid after column chromatography (PE/EA = 50 : 1).  $^1\text{H}$  NMR (400 MHz,  $\text{CDCl}_3$ )  $\delta$  3.20 (1H, dd,  $J = 5.7, 14.0$  Hz), 3.62 (1H, dd,  $J = 9.0, 14.0$  Hz), 4.80 (1H, dd,  $J = 5.7, 9.0$  Hz), 7.13 (2H, d,  $J = 8.2$  Hz), 7.47 (2H, d,  $J = 8.2$  Hz), 7.55 (1H, d,  $J = 8.4$  Hz), 7.76 (2H, d,  $J = 8.4$  Hz);  $^{13}\text{C}$  NMR (100 MHz,  $\text{CDCl}_3$ )  $\delta$  32.9, 53.5, 117.2, 119.3, 119.5, 120.5, 123.9, 124.9, 129.5, 129.9, 130.2, 130.3, 131.4 (q,  $J = 304$  Hz), 131.8, 155.2, 156.5, 157.5, 162.5;  $^{19}\text{F}$  NMR ( $\text{CDCl}_3$ , 376 MHz)  $\delta$  -41.2; HRMS (EI, TOF) calcd for  $\text{C}_{28}\text{H}_{21}\text{F}_3\text{O}_3\text{S}^+$   $[M]^+$ : 494.1163, found: 494.1165.

**1,2-Bis(3-methoxyphenyl)-3-((trifluoromethyl)thio)propan-1-one (3e).** The compound **3e** was obtained in 79% yield (58.5 mg) as colorless liquid after column chromatography (PE/EA = 100 : 1).  $^1\text{H}$  NMR (400 MHz,  $\text{CDCl}_3$ )  $\delta$  3.22 (1H, dd,  $J = 5.6, 14.0$  Hz), 3.63 (1H, dd,  $J = 9.2, 14.0$  Hz), 3.76 (3H, s), 3.8 (3H, s), 4.85 (1H, dd,  $J = 5.6, 9.2$  Hz), 6.78–6.88 (3H, m), 7.03–7.06 (1H, m), 7.22–7.30 (2H, m), 7.47–7.52 (2H, m);  $^{13}\text{C}$  NMR (100 MHz,  $\text{CDCl}_3$ )  $\delta$  32.7, 54.7, 55.4, 55.5, 113.2, 113.3, 113.9, 120.1, 120.5, 121.6, 129.8, 130.6, 131.4 (q,  $J = 304$  Hz), 137.2, 138.7, 159.9, 160.3, 197.2;  $^{19}\text{F}$  NMR (376 MHz,  $\text{CDCl}_3$ )  $\delta$  -41.3; HRMS (EI, TOF) calcd for  $\text{C}_{18}\text{H}_{17}\text{F}_3\text{O}_3\text{S}^+$   $[M]^+$ : 370.0850, found: 370.0853.

**2-(4-Chlorophenyl)-1-phenyl-3-((trifluoromethyl)thio)propan-1-one (3f).** The compound **3f** was obtained in 47% yield (32.3 mg) as colorless liquid after column chromatography (PE/EA = 100 : 1).  $^1\text{H}$  NMR (400 MHz,  $\text{CDCl}_3$ )  $\delta$  3.19 (1H, dd,  $J = 5.9, 14.2$  Hz), 3.61 (1H, dd,  $J = 8.8, 14.2$  Hz), 4.89 (1H, dd,  $J = 5.9, 8.8$  Hz), 7.21–7.23 (2H, d,  $J = 8.5$  Hz), 7.29–7.31 (2H, m), 7.39–7.43 (2H, m), 7.51–7.55 (1H, m), 7.89–7.91 (2H, m);  $^{13}\text{C}$  NMR (100 MHz,  $\text{CDCl}_3$ )  $\delta$  32.8, 53.7, 128.9, 129.0, 129.6, 129.8, 131.3 (q,  $J = 304$  Hz), 133.8, 134.3, 135.6, 135.7, 197.3;  $^{19}\text{F}$  NMR (376 MHz,  $\text{CDCl}_3$ )  $\delta$  -41.3; HRMS (EI, TOF) calcd for  $\text{C}_{16}\text{H}_{12}\text{ClF}_3\text{OS}^+$   $[M]^+$ : 344.0249, found: 344.0255.

**2-(4-Bromophenyl)-1-phenyl-3-((trifluoromethyl)thio)propan-1-one (3g).** The compound **3g** was obtained in 67% yield (51.8 mg) as colorless liquid after column chromatography (PE/EA = 100 : 1).  $^1\text{H}$  NMR (400 MHz,  $\text{CDCl}_3$ )  $\delta$  3.19 (1H, dd,  $J = 5.9, 14.2$  Hz), 3.61 (1H, dd,  $J = 8.8, 14.2$  Hz), 4.87 (1H, dd,  $J = 5.9, 8.8$  Hz), 7.14–7.18 (2H, m), 7.39–7.47 (4H, m), 7.50–7.55 (1H, m), 7.89–7.91 (2H, m);  $^{13}\text{C}$  NMR (100 MHz,  $\text{CDCl}_3$ )  $\delta$  32.8, 53.8, 122.5, 128.9, 129.0, 129.9, 131.2 (q,  $J = 304$  Hz), 132.8, 133.8, 135.6, 136.2, 197.2;  $^{19}\text{F}$  NMR (376 MHz,  $\text{CDCl}_3$ )  $\delta$  -41.3; HRMS (EI, TOF) calcd for  $\text{C}_{15}\text{H}_{12}\text{BrO}^+$   $[M - \text{SCF}_3]^+$ : 287.0072, found: 287.0039.

**2-([1,1'-Biphenyl]-4-yl)-1-phenyl-3-((trifluoromethyl)thio)propan-1-one (3h).** The compound **3h** was obtained in 88% yield (67.9 mg) as colorless liquid after column chromatography (PE/EA = 100 : 1).  $^1\text{H}$  NMR (400 MHz,  $\text{CDCl}_3$ )  $\delta$  3.25 (1H, dd,  $J = 5.6, 14.2$  Hz), 3.68 (1H, dd,  $J = 9.1, 14.2$  Hz), 4.96 (1H, t,  $J = 6.9$  Hz), 7.32–7.36 (3H, m), 7.39–7.42 (4H, m), 7.49–7.55 (5H, m), 7.97





(2H, d,  $J = 7.7$  Hz);  $^{13}\text{C}$  NMR (100 MHz,  $\text{CDCl}_3$ )  $\delta$  32.8, 54.1, 127.1, 127.7, 128.2, 128.6, 128.8, 128.9, 129.0, 131.4 (q,  $J = 304$  Hz), 133.6, 135.9, 136.1, 140.3, 141.2, 197.5;  $^{19}\text{F}$  NMR (376 MHz,  $\text{CDCl}_3$ )  $\delta$  -41.3; HRMS (EI, TOF) calcd for  $\text{C}_{22}\text{H}_{17}\text{F}_3\text{OS}^+$   $[\text{M}]^+$ : 386.0952, found: 386.0951.

**2-(3-Chlorophenyl)-1-phenyl-3-((trifluoromethyl)thio)propan-1-one (3i).** The compound **3i** was obtained in 47% yield (32.3 mg) as colorless liquid after column chromatography (PE/EA = 100 : 1).  $^1\text{H}$  NMR (400 MHz,  $\text{CDCl}_3$ )  $\delta$  3.20 (1H, dd,  $J = 4.0$ , 16.0 Hz), 3.63 (1H, dd,  $J = 8.0$ , 16.0 Hz), 4.90 (1H, dd,  $J = 4.0$ , 8.0 Hz), 7.16–7.18 (1H, m), 7.23–7.29 (3H, m), 7.42 (2H, d,  $J = 8.0$  Hz), 7.54 (1H, d,  $J = 8.0$  Hz), 7.91–7.94 (1H, m);  $^{13}\text{C}$  NMR (100 MHz,  $\text{CDCl}_3$ )  $\delta$  32.7, 53.9, 126.5, 128.3, 128.6, 128.9, 129.0, 130.8, 131.3 (q,  $J = 305$  Hz), 133.9, 135.4, 135.6, 139.1, 197.0;  $^{19}\text{F}$  NMR (376 MHz,  $\text{CDCl}_3$ )  $\delta$  -41.3; HRMS (EI, TOF) calcd for  $\text{C}_{16}\text{H}_{12}\text{ClF}_3\text{OS}^+$   $[\text{M}]^+$ : 344.0249, found: 344.0251.

**1-(3-Methoxyphenyl)-2-phenyl-3-((trifluoromethyl)thio)propan-1-one (3j) and 2-(3-methoxyphenyl)-1-phenyl-3-((trifluoromethyl)thio)propan-1-one (3j').** The compounds **3j** and **3j'** were obtained in total 83% yield (56.4 mg) as colorless liquid after column chromatography (PE/EA = 100 : 1).  $^1\text{H}$  NMR (400 MHz,  $\text{CDCl}_3$ )  $\delta$  3.21 (2H, dd,  $J = 5.6$ , 14.0 Hz), 3.64 (2H, dd,  $J = 9.1$ , 14.0 Hz), 3.77 (2.68H, s), 3.80 (3.20H, s), 4.87 (2H, m), 6.78–6.80 (2H, m), 6.87 (1H, d,  $J = 7.6$  Hz), 7.03–7.06 (1H, m), 7.22–7.41 (9H, m), 7.46–7.52 (3H, m), 7.93–7.95 (2H, m);  $^{13}\text{C}$  NMR (100 MHz,  $\text{CDCl}_3$ )  $\delta$  32.75, 32.84, 54.6, 54.7, 55.4, 55.5, 113.2, 113.4, 113.9, 120.1, 120.6, 121.6, 128.2, 128.3, 128.8, 129.0, 129.6, 129.8, 130.6, 131.4 (q,  $J = 304$  Hz), 133.6, 135.9, 137.2, 137.3, 138.7, 159.9, 160.4, 197.4;  $^{19}\text{F}$  NMR (376 MHz,  $\text{CDCl}_3$ )  $\delta$  -41.3; HRMS (EI, TOF) calcd for  $\text{C}_{17}\text{H}_{15}\text{F}_3\text{O}_2\text{S}^+$   $[\text{M}]^+$ : 340.0745, found: 340.0749.

**2-Phenyl-1-(*o*-tolyl)-3-((trifluoromethyl)thio)propan-1-one (3k).** The compound **3k** was obtained in 45% yield (29.2 mg) as colorless liquid after column chromatography (PE/EA = 100 : 1).  $^1\text{H}$  NMR (400 MHz,  $\text{CDCl}_3$ )  $\delta$  2.37 (3H, s), 3.21 (1H, dd,  $J = 5.4$ , 14.0 Hz), 3.67 (1H, dd,  $J = 9.5$ , 14.0 Hz), 4.80 (1H, dd,  $J = 5.4$ , 9.5 Hz), 7.15–7.27 (4H, m), 7.28–7.32 (4H, m), 7.57 (1H, d,  $J = 7.7$  Hz);  $^{13}\text{C}$  NMR (100 MHz,  $\text{CDCl}_3$ )  $\delta$  21.4, 32.4, 57.0, 125.7, 128.2, 128.3, 128.5, 129.4, 131.4 (q,  $J = 304$  Hz), 131.7, 132.0, 136.6, 137.3, 138.9, 201.2;  $^{19}\text{F}$  NMR (376 MHz,  $\text{CDCl}_3$ )  $\delta$  -41.3; HRMS (ESI, TOF) calcd for  $\text{C}_{17}\text{H}_{15}\text{F}_3\text{OS}^+$   $[\text{M}]^+$ : 324.0796, found: 324.0798.

**2-(3,4-Dichlorophenyl)-1-phenyl-3-((trifluoromethyl)thio)propan-1-one (3l).** The compound **3l** was obtained in 66% yield (49.9 mg) as colorless liquid after column chromatography (PE/EA = 100 : 1).  $^1\text{H}$  NMR (400 MHz,  $\text{CDCl}_3$ )  $\delta$  3.20 (1H, dd,  $J = 6.0$ , 14.2 Hz), 3.61 (1H, dd,  $J = 8.8$ , 14.2 Hz), 4.87 (1H, dd,  $J = 6.0$ , 8.8 Hz), 7.14 (1H, dd,  $J = 2.1$ , 8.3 Hz), 7.39–7.45 (4H, m), 7.53–7.57 (1H, m), 7.90–7.92 (2H, m);  $^{13}\text{C}$  NMR (100 MHz,  $\text{CDCl}_3$ )  $\delta$  32.7, 53.2, 127.6, 128.9, 129.0, 130.1, 130.5, 131.3 (q,  $J = 303$  Hz), 131.5, 132.7, 133.7, 134.1, 135.5, 137.2, 196.8;  $^{19}\text{F}$  NMR (376 MHz,  $\text{CDCl}_3$ )  $\delta$  -41.2; HRMS (EI, TOF) calcd for  $\text{C}_{16}\text{H}_{11}\text{Cl}_2\text{F}_3\text{OS}^+$   $[\text{M}]^+$ : 377.9860, found: 377.9865.

**2-(3-Bromophenyl)-1-(3-methoxyphenyl)-3-((trifluoromethyl)thio)propan-1-one (3m).** The compound **3m** was obtained in 56% yield (46.7 mg) as colorless liquid after column chromatography (PE/EA = 100 : 1).  $^1\text{H}$  NMR (400 MHz,  $\text{CDCl}_3$ )  $\delta$  3.20

(1H, dd,  $J = 5.7$ , 14.2 Hz), 3.62 (1H, dd,  $J = 9.0$ , 14.2 Hz), 3.82 (3H, s), 4.86 (1H, dd,  $J = 5.7$ , 9.0 Hz), 7.06–7.09 (1H, m), 7.20–7.22 (2H, m), 7.31 (1H, t,  $J = 8.0$  Hz), 7.39–7.42 (1H, m), 7.43–7.49 (3H, m);  $^{13}\text{C}$  NMR (100 MHz,  $\text{CDCl}_3$ )  $\delta$  32.8, 54.0, 55.6, 113.2, 120.4, 121.6, 123.5, 126.9, 129.8, 129.9, 131.0, 131.1, 131.3 (q,  $J = 304$  Hz), 131.5, 137.0, 139.4, 160.0, 196.8;  $^{19}\text{F}$  NMR (376 MHz,  $\text{CDCl}_3$ )  $\delta$  -41.2; HRMS (EI, TOF) calcd for  $\text{C}_{17}\text{H}_{14}\text{BrF}_3\text{O}_2\text{S}^+$   $[\text{M}]^+$ : 417.9850, found: 417.9854.

**2-(4-Chlorophenyl)-1-(3-methoxyphenyl)-3-((trifluoromethyl)thio)propan-1-one (3n).** The compound **3n** was obtained in 57% yield (42.6 mg) as colorless liquid after column chromatography (PE/EA = 100 : 1).  $^1\text{H}$  NMR (400 MHz,  $\text{CDCl}_3$ )  $\delta$  3.19 (1H, dd,  $J = 5.9$ , 14.2 Hz), 3.60 (1H, dd,  $J = 8.8$ , 14.2 Hz), 3.81 (3H, s), 3.87 (1H, dd,  $J = 5.9$ , 8.8 Hz), 7.07 (1H, dd,  $J = 2.2$ , 7.9 Hz), 7.20–7.23 (2H, m), 7.28–7.32 (3H, m), 7.44–7.48 (2H, m);  $^{13}\text{C}$  NMR (100 MHz,  $\text{CDCl}_3$ )  $\delta$  32.7, 53.8, 55.6, 113.3, 120.2, 121.5, 129.6, 129.8, 129.9, 131.4 (q,  $J = 304$  Hz), 134.3, 135.7, 137.0, 160.0, 197.1;  $^{19}\text{F}$  NMR (376 MHz,  $\text{CDCl}_3$ )  $\delta$  -41.3; HRMS (EI, TOF) calcd for  $\text{C}_{17}\text{H}_{14}\text{ClF}_3\text{O}_2\text{S}^+$   $[\text{M}]^+$ : 374.0355, found: 374.0358.

**1-Phenyl-2-(pyren-2-yl)-3-((trifluoromethyl)thio)propan-1-one (3o).** The compound **3o** was obtained in 33% yield (28.6 mg) as yellow liquid after column chromatography (PE/EA = 50 : 1).  $^1\text{H}$  NMR (400 MHz,  $\text{CDCl}_3$ )  $\delta$  3.37 (1H, dd,  $J = 4.4$ , 14.4 Hz), 3.84 (1H, dd,  $J = 10.5$ , 14.4 Hz), 5.97 (1H, dd,  $J = 4.4$ , 10.5 Hz), 7.21–7.26 (2H, m), 7.37 (1H, t,  $J = 7.4$  Hz), 7.7 (1H, d,  $J = 8.0$  Hz), 7.78–7.89 (2H, m), 7.98 (1H, d,  $J = 8.9$  Hz), 8.03–8.09 (3H, m), 8.23 (1H, d,  $J = 7.4$  Hz), 8.28 (1H, d,  $J = 7.6$  Hz), 8.35 (1H, d,  $J = 9.3$  Hz), 8.55 (1H, d,  $J = 9.3$  Hz);  $^{13}\text{C}$  NMR (100 MHz,  $\text{CDCl}_3$ )  $\delta$  32.4, 51.0, 121.3, 124.9, 125.1, 125.6, 125.7, 125.8, 126.1, 126.5, 127.5, 128.1, 128.2, 128.8, 128.9, 129.6, 130.8, 131.0, 131.3, 131.4, 131.7 (q,  $J = 303$  Hz), 133.5, 135.9, 198.0;  $^{19}\text{F}$  NMR (376 MHz,  $\text{CDCl}_3$ )  $\delta$  -41.3; HRMS (EI, TOF) calcd for  $\text{C}_{26}\text{H}_{17}\text{F}_3\text{OS}^+$   $[\text{M}]^+$ : 434.0952, found: 434.0954.

**2-(Naphthalen-2-yl)-1-phenyl-3-((trifluoromethyl)thio)propan-1-one (3p).** The compound **3p** was obtained in 74% yield (53.3 mg) as colorless liquid after column chromatography (PE/EA = 100 : 1).  $^1\text{H}$  NMR (400 MHz,  $\text{CDCl}_3$ )  $\delta$  3.30 (1H, dd,  $J = 5.7$ , 14.1 Hz), 3.73 (1H, dd,  $J = 9.1$ , 14.1 Hz), 5.07 (1H, dd,  $J = 5.7$ , 9.1 Hz), 7.34–7.46 (3H, m), 7.46–7.49 (3H, m), 7.73 (1H, s), 7.77–7.84 (3H, m), 7.96–7.98 (2H, m);  $^{13}\text{C}$  NMR (100 MHz,  $\text{CDCl}_3$ )  $\delta$  32.9, 54.7, 125.7, 126.6, 126.8, 127.5, 127.9, 128.0, 128.8, 129.0, 129.6, 131.5 (q,  $J = 304$  Hz), 132.9, 133.6, 133.7, 134.7, 135.9, 197.5;  $^{19}\text{F}$  NMR (376 MHz,  $\text{CDCl}_3$ )  $\delta$  -41.3; HRMS (EI, TOF) calcd for  $\text{C}_{20}\text{H}_{15}\text{F}_3\text{OS}^+$   $[\text{M}]^+$ : 360.0796, found: 360.0797.

**1-Phenyl-2-(thiophen-2-yl)-3-((trifluoromethyl)thio)propan-1-one (3q).** The compound **3q** was obtained in 45% yield (28.5 mg) as light yellow liquid after column chromatography (eluent = petroleum ether).  $^1\text{H}$  NMR (400 MHz,  $\text{CDCl}_3$ )  $\delta$  3.32 (1H, dd,  $J = 5.7$ , 14.2 Hz), 3.66 (1H, dd,  $J = 9.1$ , 14.0 Hz), 5.20 (1H, dd,  $J = 5.7$ , 9.1 Hz), 6.93–6.94 (2H, m), 7.23 (1H, t,  $J = 3.2$  Hz), 7.42–7.46 (2H, m), 7.56 (1H, t,  $J = 7.2$  Hz), 7.98 (1H, s), 7.99 (1H, s);  $^{13}\text{C}$  NMR (100 MHz,  $\text{CDCl}_3$ )  $\delta$  33.2, 48.6, 126.1, 126.8, 127.6, 128.9, 129.0, 131.3 (q,  $J = 304$  Hz), 133.9, 135.5, 138.9, 196.4;  $^{19}\text{F}$  NMR (376 MHz,  $\text{CDCl}_3$ )  $\delta$  -41.2; HRMS (EI, TOF) calcd for  $\text{C}_{14}\text{H}_{11}\text{F}_3\text{OS}_2^+$   $[\text{M}]^+$ : 316.0203, found: 316.0197.

**1,2-Bis(4-chlorophenyl)-2-phenyl-3-((trifluoromethyl)thio)propan-1-one (3r).** The compound **3r** was obtained in 36% yield



(32.8 mg) as colorless liquid after column chromatography (PE/EA = 100 : 1).  $^1\text{H}$  NMR (400 MHz,  $\text{CDCl}_3$ )  $\delta$  3.68 (2H, d,  $J$  = 12.8 Hz), 3.77 (1H, d,  $J$  = 12.8 Hz), 7.16 (2H, d,  $J$  = 8.9 Hz), 7.30–7.38 (9H, m), 7.56 (2H, d,  $J$  = 8.6 Hz);  $^{13}\text{C}$  NMR (100 MHz,  $\text{CDCl}_3$ )  $\delta$  42.0, 64.8, 128.4, 128.9, 129.0, 129.1, 129.2, 130.8 (q,  $J$  = 304 Hz), 131.0, 132.0, 133.5, 134.3, 136.9, 138.2, 139.3, 198.1;  $^{19}\text{F}$  NMR (376 MHz,  $\text{CDCl}_3$ )  $\delta$  –42.8; HRMS (ESI, TOF) calcd for  $\text{C}_{22}\text{H}_{15}\text{Cl}_2\text{F}_3\text{NaOS}^+ [\text{M} + \text{Na}]^+$ : 477.0070, found: 477.0067.

**1,2-Bis(4-chlorophenyl)-2-(*p*-tolyl)-3-((trifluoromethyl)thio)propan-1-one (3s).** The compound **3s** was obtained in 31% yield (29.1 mg) as yellow liquid after column chromatography (PE/EA = 100 : 1).  $^1\text{H}$  NMR (400 MHz,  $\text{CDCl}_3$ )  $\delta$  2.34 (3H, s), 3.65 (1H, d,  $J$  = 12.8 Hz), 3.77 (2H, d,  $J$  = 12.8 Hz), 7.14–7.18 (4H, m), 7.21 (2H, d,  $J$  = 8.4 Hz), 7.29–7.35 (4H, m), 7.55 (2H, d,  $J$  = 8.8 Hz);  $^{13}\text{C}$  NMR (100 MHz,  $\text{CDCl}_3$ )  $\delta$  21.2, 42.0, 64.5, 128.5, 128.9, 129.1, 129.8, 131.0, 132.0, 133.7, 134.2, 135.1, 137.2, 138.4, 139.2, 199.2;  $^{19}\text{F}$  NMR ( $\text{CDCl}_3$ , 376 MHz)  $\delta$  –42.7; HRMS (EI, TOF) calcd for  $\text{C}_{22}\text{H}_{17}\text{Cl}_2\text{O}^+ [\text{M}]^+$ : 367.0656, found: 367.0653.

**1,2-Bis(4-bromophenyl)-2-phenyl-3-((trifluoromethyl)thio)propan-1-one (3t).** The compound **3t** was obtained in 39% yield (42.4 mg) as yellow liquid after column chromatography (PE/EA = 100 : 1).  $^1\text{H}$  NMR (400 MHz,  $\text{CDCl}_3$ )  $\delta$  2.34 (3H, s), 3.67 (1H, d,  $J$  = 12.8 Hz), 3.77 (2H, d,  $J$  = 12.8 Hz), 7.24–7.27 (2H, m), 7.34–7.37 (7H, m), 7.46–7.51 (4H, m);  $^{13}\text{C}$  NMR (100 MHz,  $\text{CDCl}_3$ )  $\delta$  41.9, 64.9, 122.5, 128.2, 128.5, 129.1, 129.2, 131.3, 131.5, 132.0, 132.1, 134.0, 137.5, 138.1, 198.2;  $^{19}\text{F}$  NMR ( $\text{CDCl}_3$ , 376 MHz)  $\delta$  –42.7; HRMS (EI, TOF) calcd for  $\text{C}_{21}\text{H}_{15}\text{Br}_2\text{O}^+ [\text{M}]^+$ : 440.9490, found: 440.9491.

**1,2-Bis(4-bromophenyl)-2-(*p*-tolyl)-3-((trifluoromethyl)thio)propan-1-one (3u).** The compound **3u** was obtained in 33% yield (36.8 mg) as yellow liquid after column chromatography (PE/EA = 100 : 1).  $^1\text{H}$  NMR (400 MHz,  $\text{CDCl}_3$ )  $\delta$  2.34 (3H, s), 3.67 (1H, d,  $J$  = 12.8 Hz), 3.77 (2H, d,  $J$  = 12.8 Hz), 7.15–7.18 (2H, m), 7.23–7.26 (4H, m), 7.32–7.34 (2H, m), 7.46–7.49 (4H, m);  $^{13}\text{C}$  NMR (100 MHz,  $\text{CDCl}_3$ )  $\delta$  41.9, 64.9, 122.5, 128.2, 128.5, 129.1, 129.2, 131.3, 131.5, 132.0, 132.1, 134.0, 137.5, 138.1, 198.2;  $^{19}\text{F}$  NMR ( $\text{CDCl}_3$ , 376 MHz)  $\delta$  –42.7; HRMS (EI, TOF) calcd for  $\text{C}_{22}\text{H}_{17}\text{Br}_2\text{O}^+ [\text{M}]^+$ : 454.9646, found: 454.9644.

## Acknowledgements

This work was supported by the National Natural Science Foundation of China (Project No. 21421004, 21561162003, 21672059 and 21372072), the Eastern Scholar Distinguished Professor Program, the Programme of Introducing Talents of Discipline to Universities (B16017), the NCET (NCET-13-0798) and the Fundamental Research Funds for the Central Universities.

## Notes and references

- (a) S. Purser, P. R. Moore, S. Swallow and V. Gouverneur, *Chem. Soc. Rev.*, 2008, **37**, 320; (b) O. A. Tomashenko and V. V. Grushin, *Chem. Rev.*, 2011, **111**, 4475; (c) J. Wang, M. Sánchez-Roselló, J. L. Aceña, C. del Pozo, A. E. Sorochinsky, S. Fustero, V. A. Soloshonok and H. Liu, *Chem. Rev.*, 2014, **114**, 2432.
- (a) F. Leroux, P. Jeschke and M. Schlosser, *Chem. Rev.*, 2005, **105**, 827; (b) B. Manteau, S. Pazenok, J. P. Vors and F. R. Leroux, *J. Fluorine Chem.*, 2010, **131**, 140; (c) Y. Huang, X. He, X. Lin, M. Rong and Z. Weng, *Org. Lett.*, 2014, **16**, 3284.
- (a) C. Chen, L. Chu and F.-L. Qing, *J. Am. Chem. Soc.*, 2012, **134**, 12454; (b) A. Tlili and T. Billard, *Angew. Chem., Int. Ed.*, 2013, **52**, 6818; (c) L. Chu and F.-L. Qing, *Acc. Chem. Res.*, 2014, **47**, 1513; (d) C. Ni, M. Hu and J. Hu, *Chem. Rev.*, 2015, **115**, 765; (e) X.-H. Xu, K. Matsuzaki and N. Shibata, *Chem. Rev.*, 2015, **115**, 731.
- (a) G. Teverobskiy, D. S. Surry and S. L. Buchwald, *Angew. Chem., Int. Ed.*, 2011, **50**, 7312; (b) C.-P. Zhang and D.-A. Vicić, *J. Am. Chem. Soc.*, 2012, **134**, 183; (c) C. Chen, L.-L. Chu and F.-L. Qing, *J. Am. Chem. Soc.*, 2012, **134**, 12454; (d) Z. Weng, W. He, C. Chen, R. Lee, D. Dan, Z. Lai, D. Kong, Y. Yuan and K.-W. Huang, *Angew. Chem., Int. Ed.*, 2013, **52**, 1548; (e) K.-P. Wang, S.-Y. Yun, P. Mamidipalli and D. Lee, *Chem. Sci.*, 2013, **4**, 3205; (f) G. Danoun, B. Bayarmagnai, M. F. Grünberg and J. L. Gooßen, *Chem. Sci.*, 2014, **5**, 1312; (g) L. D. Tran, I. Popov and O. Daugulis, *J. Am. Chem. Soc.*, 2012, **134**, 18237; (h) C. Chen, X.-H. Xu, B. Yang and F.-L. Qing, *Org. Lett.*, 2014, **16**, 3372; (i) Y. Huang, X. He, X. Lin, M. Rong and Z. Weng, *Org. Lett.*, 2014, **16**, 3284; (j) C. Xu and Q. Shen, *Org. Lett.*, 2014, **16**, 2046; (k) M. Hu, J. Rong, W. Miao, C. Ni, Y. Han and J. Hu, *Org. Lett.*, 2014, **16**, 2030; (l) X.-X. Shao, X.-Q. Wang, Y. Yang, L. Lu and Q. Shen, *Angew. Chem., Int. Ed.*, 2013, **123**, 3541; (m) Y.-D. Yang, A. Azuma, E. Tokunaga, M. Yamasaki, M. Shiro and N. Shitaba, *J. Am. Chem. Soc.*, 2013, **135**, 8782; (n) C.-F. Xu, B.-Q. Ma and Q. Shen, *Angew. Chem., Int. Ed.*, 2014, **53**, 9316.
- (a) X. Xu, S. Matsuzaki and N. Shibata, *Chem. Rev.*, 2015, **115**, 731; (b) F. Touglot, S. Alazet and T. Billard, *Eur. J. Org. Chem.*, 2014, 2415; (c) X. Shao, C. Xu and Q. Shen, *Acc. Chem. Res.*, 2015, **48**, 1227; (d) X. Shao, C. Xu, L. Lu and Q. Shen, *Acc. Chem. Res.*, 2014, **47**, 1513; (e) Y. Yang, X. Jiang and F.-L. Qing, *J. Org. Chem.*, 2012, **77**, 7538; (f) Q. Xiao, J. Sheng, Z. Chen and J. Wu, *Chem. Commun.*, 2013, **49**, 8647; (g) J. Sheng, C. Fan and J. Wu, *Chem. Commun.*, 2014, **50**, 5494; (h) J. Sheng, S. Li and J. Wu, *Chem. Commun.*, 2014, **50**, 578; (i) Q. Xiao, H. Zhu, G. Li and Z. Chen, *Adv. Synth. Catal.*, 2014, **356**, 3809.
- (a) Y.-F. Qiu, X.-Y. Zhu, Y.-X. Li, Y.-T. He, F. Yang, J. Wang, H.-L. Hua, L. Zheng, L.-C. Wang, X.-Y. Liu and Y.-M. Liang, *Org. Lett.*, 2015, **17**, 3694; (b) D.-P. Jin, P. Gao, D.-Q. Chen, S. Chen, J. Wang, X.-Y. Liu and Y.-M. Liang, *Org. Lett.*, 2016, **18**, 3416.
- (a) F. Yin and X.-S. Wang, *Org. Lett.*, 2014, **16**, 1128; (b) L. Zhu, G. Wang, Q. Guo, Z. Xu, D. Zhang and R. Wang, *Org. Lett.*, 2014, **16**, 5390; (c) K. Zhang, J.-B. Liu and F.-L. Qing, *Chem. Commun.*, 2014, **50**, 14157; (d) C. Li, K. Zhang, X.-H. Xu and F.-L. Qing, *Tetrahedron Lett.*, 2015, **56**, 6273; (e) N. Fuentes, W. Kong, L. Fernández-Sánchez, E. Merino and C. Nevado, *J. Am. Chem. Soc.*, 2015, **137**, 964.
- (a) F. Huang, Y. Wang, J. Sun, J. Xie, L. Qi and B. Zhang, *RSC Adv.*, 2016, **6**, 52710; (b) S. Guo, X. Zhang and P. Tang, *Angew.*



- Chem., Int. Ed.*, 2015, **54**, 4065; (c) H. Wu, Z. Xiao, J. Wu, Y. Guo, J. Xiao, C. Liu and Q. Chen, *Angew. Chem., Int. Ed.*, 2015, **54**, 4070.
- 9 (a) C. Rüchardt and R. Hecht, *Chem. Ber.*, 1965, **98**, 2471; (b) M. Tada, K. Inoue and M. Okabe, *Bull. Chem. Soc. Jpn.*, 1983, **56**, 1420; (c) C. S. A. Antunes, M. Bietti, G. Ercolani, O. Lanzalunga and M. Salamone, *J. Org. Chem.*, 2005, **70**, 3884; (d) H. Egami, R. Shimizu, Y. Usui and M. Sodeoka, *Chem. Commun.*, 2013, **49**, 7346.
- 10 (a) Z. M. Chen, W. Bai, S. H. Wang, B. M. Yang, Y. Q. Tu and F. M. Zhang, *Angew. Chem., Int. Ed.*, 2013, **52**, 9781; (b) H. Egami, R. Shimizu, Y. Usui and M. Sodeoka, *Chem. Commun.*, 2013, **49**, 7346; (c) X. Liu, F. Xiong, X. Huang, L. Xu, P. Li and X. Wu, *Angew. Chem., Int. Ed.*, 2013, **52**, 6962.
- 11 Y. Li, B. Liu, H.-B. Li, Q. Wang and J.-H. Li, *Chem. Commun.*, 2015, **51**, 1024.
- 12 J. Zhao, H. Fang, R. Song, J. Zhou, J. Han and Y. Pan, *Chem. Commun.*, 2015, **51**, 599.
- 13 R.-J. Song, Y.-Q. Tu, D.-Y. Zhu, F.-M. Zhang and S.-H. Wang, *Chem. Commun.*, 2015, **51**, 749.
- 14 X. Q. Chu, Y. Zi, H. Meng, X. P. Xu and S. J. Ji, *Chem. Commun.*, 2014, **50**, 7642.
- 15 (a) Y. Q. Tu, L. D. Sun and P. Z. Wang, *J. Org. Chem.*, 1999, **64**, 629; (b) E. Zhang, Y.-Q. Tu, C.-A. Fan, X. Zhao, Y.-J. Jiang and S.-Y. Zhang, *Org. Lett.*, 2008, **10**, 4943; (c) B. Wang and Y. Q. Tu, *Acc. Chem. Res.*, 2011, **44**, 1207; (d) Z.-L. Song, C.-A. Fan and Y.-Q. Tu, *Chem. Rev.*, 2011, **111**, 7523; (e) Z.-M. Chen, X.-M. Zhang and Y.-Q. Tu, *Chem. Soc. Rev.*, 2015, **44**, 5220.
- 16 (a) F. Minisci, A. Citterio and C. Giordano, *Acc. Chem. Res.*, 1983, **16**, 27; (b) A. Kumar and P. Neta, *J. Am. Chem. Soc.*, 1980, **102**, 7284.
- 17 S. Munavalli, D. I. Rossman, D. K. Rohrbaugh and H. D. Durst, *J. Fluorine Chem.*, 1998, **89**, 189.
- 18 (a) K. Liu, S. Chen, X. G. Li and P. N. Liu, *J. Org. Chem.*, 2016, **81**, 265; (b) X. Y. Ji, H. X. Siyang, K. Liu, J. J. Jiao and P. N. Liu, *Asian J. Org. Chem.*, 2016, **5**, 240.
- 19 X. Liu, F. Xiong, X. Huang, L. Xu, P. Li and X. Wu, *Angew. Chem., Int. Ed.*, 2013, **52**, 6962.
- 20 (a) G. Teverovskiy, D. S. Surry and S. L. Buchward, *Angew. Chem., Int. Ed.*, 2011, **50**, 7312; (b) C. Chen, L. Chu and F.-L. Qing, *J. Am. Chem. Soc.*, 2012, **134**, 12454.

