



CrossMark
 click for updates

Cite this: *RSC Adv.*, 2017, 7, 6972

A facile, simple, and inexpensive ionic liquid, 1-alkyl-3-methylimidazole chloride, as ligand for the iron(III)-mediated reverse atom transfer radical polymerization of methyl methacrylate

Xiaohui Liu,* Qian Zhu, Qiuyan Zhang, Yanguang Zhang and Chen Ding

Over the past few years, ionic liquids (ILs) have been widely reported as reaction media for reverse atom transfer radical polymerization (ATRP). In particular, almost all the ILs with the structure [Hmim][RCOO] (R represents an alkyl group) have been used as ligands for a reverse ATRP system. However, the facile, simple and low-cost ILs, 1-alkyl-3-methylimidazole chloride ([Rmim][Cl]), have rarely been employed as ligands for reverse ATRP. In this article, a [Rmim][Cl] was successfully employed as a ligand for the reverse ATRP of methyl methacrylate with Fe(III) as catalyst and 2,2'-azobisisobutyronitrile as initiator. The key to success is to adjust the FeCl₃/[Rmim][Cl] molar ratio value to 1 : 1. The results indicated that the polymerization with [Rmim][Cl] as a ligand proceeded in a controlled/"living" fashion, as evidenced by the first-order kinetic plot, low polydispersity index values, and increase in polymer molecular weight with monomer conversion. The effects of various experimental parameters, including different catalysts, reaction temperatures, solvents, and molar ratios of FeCl₃/[Rmim][Cl], on the polymerization were investigated in detail. Furthermore, ¹H NMR and gel permeation chromatography analyses confirmed the halogen-containing chain-end functionality of the resultant polymer.

Received 13th December 2016
 Accepted 5th January 2017

DOI: 10.1039/c6ra28136b

www.rsc.org/advances

Introduction

In the last twenty years, atom transfer radical polymerization (ATRP) has received great attention for preparing polymers with predictable molecular weights and low polydispersity index (PDI) values.^{1–11} In a normal ATRP, a dynamic equilibrium is established by the oxidation–reduction reaction between activator and dormant species.¹² However, the transition-metal complexes in lower oxidation states are air sensitive and easily oxidized in the presence of even traces of oxygen. Therefore, new ATRP systems, such as supplemental activator and reducing agent atom transfer radical polymerization (SARA ATRP),^{13,14} reverse ATRP,^{15–17} activators (re)generated by electron transfer (A(R)GET) ATRP,^{18–23} and initiators for continuous initiator regeneration (ICAR) ATRP,^{24–28} have been developed to overcome the above drawbacks. In the ATRP derivative systems, high-oxidation-state metals were generally converted to the corresponding lower-oxidation-state complexes with the aid of an additional reducing agent.

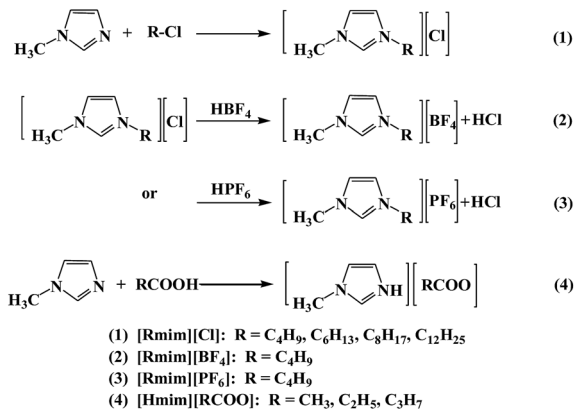
Ionic liquids (ILs) are organic salts in the liquid state at or near room temperature, and possess good solubility for transition-metal catalysts. Consequently, ILs have been considered to be environmentally friendly solvents, due to their

nonvolatile and nonflammable properties. Furthermore, various ILs have been designed as reaction media or even ligands by varying the structures of cation and anion for ATRP, especially for reverse ATRP.^{29–33}

Early in 2000, Carmichael *et al.*³⁴ first reported the use of 1-butyl-3-methylimidazolium hexafluorophosphate ([C₄mim][PF₆]) as a solvent for the copper(I)-mediated ATRP of methyl methacrylate (MMA). Later, the application of ILs as reaction media for ATRP aroused great interest. In particular, ILs with 1-alkyl-3-methylimidazolium ([Rmim], where R represents an alkyl group) as the cation have been widely used in copper-catalyzed ATRP systems.^{35–38} Matyjaszewski's group investigated the normal ATRP of MMA with various ILs as ligands.³⁹ These ILs with [Rmim] as the cations contained different anions such as Cl[−], Br[−], CO₃[−], and AlCl₄[−]. Furthermore, due to the outstanding advantages of iron catalysts, *i.e.*, low cost, low toxicity, and good biocompatibility, the excellent performance of iron-catalyzed ATRP ILs as reaction media has also been reported.^{40,41} Chen *et al.*^{42,43} reported the iron(III)/acidic ligand-catalyzed reverse ATRP of acrylonitrile (AN) and methacrylonitrile (MAN) with [Rmim][BF₄] and [Rmim][PF₆] as reaction media, respectively. Generally, when ILs were used as solvents, an organic ligand was usually required in the iron-catalyzed reverse ATRP systems. Meanwhile, the anions of ILs were the expensive BF₄[−] or PF₆[−].^{44,45} Moreover, the ILs were synthesized *via* at least two steps (steps 1 and 2 or steps 1 and 3 in Scheme 1).

School of Materials Science and Engineering, Tianjin Polytechnic University, Tianjin 300387, China. E-mail: luixiaohui@tjpu.edu.cn





Scheme 1 Typical synthetic routes of ILs.

The cheaper [Hmim][RCOO] (step 4 in Scheme 1) was used for the iron-catalyzed ATRP of AN⁴⁶ and reverse ATRP of MAN⁴⁷ without any additional ligand by Chen's group. However, the monomer conversions were relatively low. To avoid the air sensitivity of the low-oxidation-state metal in normal ATRP, other ATRP systems with ILs as reaction media have also been explored, including A(R)GET ATRP,^{48–52} ICAR ATRP,⁵³ and single electron transfer-living radical polymerization (SET-LRP).⁵⁴ Likewise, the ILs in these polymerization systems are generally expensive anions (PF₆[−], BF₄[−], OH[−], HCO₃[−], CO₃[−], PO₄[−], and RCOO[−]) or need two or more preparation steps (Scheme 1). To the best of our knowledge, the use of the facile, simple, and cheap ILs, 1-alkyl-3-methylimidazole chloride ([Rmim][Cl], step 1 in Scheme 1) as a reaction medium or ligand for reverse ATRP has rarely been reported. We find it curious that there are few reports on [Rmim][Cl] as reaction media or ligands for reverse ATRP, especially in an Fe(III)-catalyzed system.

The current work is aimed to demonstrate the feasibility of using the facile, uncomplicated, and inexpensive ILs ([Rmim][Cl]) as the ligand for Fe(III)-catalyzed reverse ATRP of MMA. Kinetic studies confirmed the controlled/"living" radical polymerization characteristics. The effects of various experimental parameters on the polymerizations were investigated in detail.

Experimental

Materials

MMA (99%), ethyl methacrylate (EMA), and butyl methacrylate (BMA), were washed with 5% NaOH to remove the inhibitor (hydroquinone), washed with distilled water several times, and freshly distilled under reduced pressure after drying over Na₂SO₄. 2,2-Azobisisobutyronitrile (AIBN) was recrystallized twice from ethanol prior to use. 1-Butyl-3-methylimidazole chloride ([C₄mim][Cl]), 1-hexyl-3-methylimidazole chloride ([C₆mim][Cl]), 1-octyl-3-methylimidazole chloride ([C₈mim][Cl]), and 1-dodecyl-3-methylimidazole chloride ([C₁₂mim][Cl]) were prepared following the method in the literature.⁵⁵ Acetonitrile (MeCN, 99%), *N,N*-dimethylformamide (DMF, 99%), dimethyl sulfoxide (DMSO, 99%), toluene (99%), and dichloromethane (CH₂Cl₂, 99%) were dried over Na₂SO₄ before use. Ferric chloride (FeCl₃, 99%, Aladdin),

ferric bromide (FeBr₃, 99%, Aladdin), and ferric sulfate (Fe₂(SO₄)₃, 99%) were used as received without further purification.

Polymerization

A typical polymerization was as follows. MMA and FeCl₃ were added to a Schlenk tube with a magnetic stirrer bar. The tube was immersed in liquid nitrogen for one minute. Subsequently, AIBN, IL, and MeCN were rapidly added into the tube. Then the mixture was subject to three freeze–pump–thaw cycles to remove oxygen. Finally, the tube was charged with nitrogen before being sealed with a rubber septum, and placed in an oil bath at 70 °C. After the desired reaction time, the polymerization mixture was cooled by ice water, exposed to air, and the contents were then diluted with MeCN. When the mixture became a homogenous solution, the polymer was precipitated in a large excess of ethyl alcohol. The final product was separated by filtration, and dried under vacuum at 45 °C until constant weight was achieved.

Characterization

The monomer conversions were determined gravimetrically. The number-average molecular weight (*M*_{n,GPC}) and PDI values of the obtained poly(methyl methacrylate) (PMMA) samples were determined by gel permeation chromatography (GPC). The GPC system was equipped with a Waters 510 HPLC pump and a Waters 2414 RI detector and used three Waters Ultrastaygel columns (500, 103, and 105) in THF at a flow rate of 1.0 mL min^{−1}. PMMA standards were used to calibrate the columns. ¹H NMR spectra of PMMA samples were recorded on a Bruker 300 MHz spectrometer using CDCl₃ as the solvent and tetramethylsilane (TMS) as the internal standard.

Results and discussion

[Rmim]Cl as ligand for the FeCl₃-catalyzed reverse ATRP of MMA

As noted previously, the common, facile, and cheap ionic liquids, [Rmim][Cl] were rarely reported as reaction media or ligands for reverse ATRP.⁵⁶ The ligand is very important for controlled/"living" radical polymerization, as reported by Anastasaki *et al.*⁵⁷ Therefore, we firstly examined the feasibility of the Fe(III)/[Rmim][Cl]-catalyzed reverse ATRP of MMA by changing the amount of [Rmim][Cl], *i.e.*, the effect of the concentration of a typical IL [C₁₂mim][Cl] was investigated in detail under similar polymerization conditions at 70 °C. As shown in Table 1, when a large amount of IL is added into the polymerization (the ratio of [FeCl₃]₀/[C₁₂mim][Cl]₀ = 2 : 40, entry 1), the monomer conversion reaches only 12% within 42 h. Moreover, the measured molecular weight value (*M*_{n,GPC}) is much larger than the theoretical one (*M*_{n,th}), and the PDI value reaches 1.85. The results suggested that Fe(III) retarded or even inhibited the polymerization. By decreasing the amount of IL to a ratio of [FeCl₃]₀/[C₁₂mim][Cl]₀ = 2 : 2, it is found, surprisingly, that the monomer conversion increases to 76% within a shorter duration (8 h), and the PDI value is lowered to 1.28 (entry 2). In addition, the measured molecular weight



Table 1 Effect of IL concentration on the reverse ATRP of MMA in bulk^a

Entry	[FeCl ₃] ₀ /[IL] ₀	Time (h)	Conv. (%)	M _{n,th} (Da)	M _{n,GPC} (Da)	Initiat. effic.	PDI
1	2/40	41	12	2000	9200	0.22	1.85
2	2/2	8	76	12 800	12 900	0.99	1.28
3	2/1	33	24	4000	5600	0.71	1.15

^a [MMA]₀/[AIBN]₀ = 200 : 1, [MMA]₀ = 9.4 mol L⁻¹, IL: [C₁₂mim][Cl], T = 70 °C.

Table 2 Effect of different ILs on the reverse ATRP of MMA in bulk^a

Entry	IL	Conv. (%)	M _{n,th} (Da)	M _{n,GPC} (Da)	Initiat. effic.	PDI
1	[C ₄ mim][Cl]	56	9500	10 200	0.93	1.23
2	[C ₆ mim][Cl]	67	11 300	12 200	0.93	1.25
3	[C ₈ mim][Cl]	67	11 300	11 900	0.95	1.24
4	[C ₁₂ mim][Cl]	76	12 800	12 900	0.99	1.28

^a [MMA]₀/[AIBN]₀/[FeCl₃]₀/[IL]₀ = 200 : 1 : 2 : 2, [MMA]₀ = 9.4 mol L⁻¹, T = 70 °C, reaction time = 8 h.

M_{n,GPC} is close to the theoretical M_{n,th} one. Clearly, the polymerization process proceeds in a controlled/"living" fashion. With a further decrease in [C₁₂mim][Cl]₀ to a ratio of [FeCl₃]₀/[C₁₂mim][Cl]₀ to 2 : 1, the rate of polymerization is lowered again (only 24% monomer conversion within 33 h, entry 3). Therefore, by adding too much or too little IL into the polymerization system it is not possible to obtain a high rate of polymerization and control of the polymerization. Under the investigated conditions, only the reverse ATRP of MMA with [FeCl₃]₀/[IL]₀ = 2 : 2 shows a controlled/"living" radical polymerization (CRP) process. The controlled/"living" characteristics are confirmed by a measured molecular weight value close to the theoretical one and a low PDI value. These findings are in agreement with the results of Bai *et al.*⁵⁸ In particular, as clearly demonstrated by Table 1, with an optimized molar ratio of 2 : 2 (entry 2) the IL may readily coordinate to FeCl₃. With large amount of IL, with a molar ratio of 2 : 40 (entry 1), the FeCl₃/IL complex could be preferentially destroyed, while with a FeCl₃/IL molar ratio of 2 : 1, free FeCl₃ metal compound could potentially retard or inhibit the radical polymerization of MMA (entry 3).

To gain further insight into the polymerization system, the effect of the IL alkyl chain length on the reverse ATRP of MMA was studied. A series of polymerization reactions with [C₄mim][Cl], [C₆mim][Cl], [C₈mim][Cl], and [C₁₂mim][Cl] as ligands was carried out under the same conditions, and the polymerization results are presented in Table 2. The monomer conversions reach 56%, 67%, 67%, and 76% within 8 h with [C₄mim][Cl], [C₆mim][Cl], [C₈mim][Cl], and [C₁₂mim][Cl] as ligands, respectively. The PDI values of the resultant polymer remain in a low range, from 1.23 to 1.28. Fig. 1 shows the dependence of monomer conversion and M_{n,GPC} for the reverse ATRP of MMA in bulk on the IL alkyl chain length. Obviously, the longer the alkyl chain length, the higher the monomer conversion and the PMMA molecular weight. This may originate from the fact that an IL ligand with a longer alkyl chain can more easily coordinate with the catalyst FeCl₃, thus inducing a faster rate of polymerization than an IL ligand with a shorter alkyl chain. This

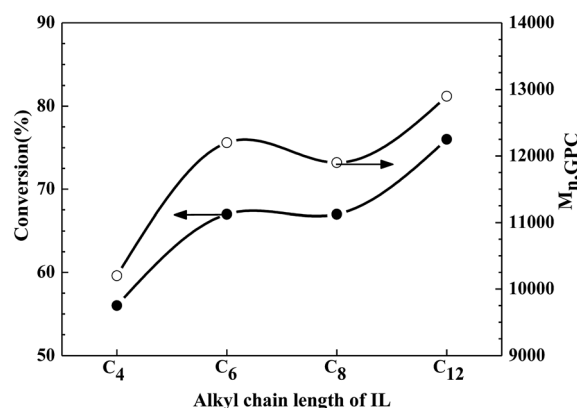


Fig. 1 Dependence of conversion and M_{n,GPC} on the alkyl chain length of IL for the reverse ATRP of MMA in bulk. Reaction conditions: [MMA]₀/[AIBN]₀/[FeCl₃]₀/[IL]₀ = 200 : 1 : 2 : 2, [MMA]₀ = 9.4 mol L⁻¹, T = 70 °C.

indicates a strong dependence of polymerization on the alkyl chain length of IL. Thus, [C₁₂mim][Cl] is an optimal ligand for the reverse ATRP of MMA in bulk, yielding the fastest rate of polymerization and the highest molecular weight.

To further confirm the controlled/"living" nature of the Fe(III)/[Rmim][Cl]-catalyzed reverse ATRP of MMA in bulk, kinetic studies were performed with the molar ratio of [MMA]₀/[AIBN]₀/[FeCl₃]₀/[C₁₂mim][Cl]₀ = 200 : 1 : 2 : 2 in bulk at 70 °C. The kinetic plot of ln([M]₀/[M]) versus time is shown in Fig. 2. The plot shows an approximately straight line, proving that the concentration of propagating radicals was stable, and the side reactions can be ignored during the polymerization.^{59,60} In addition, an induction period of ca. 3 h is observed. The induction period probably originated from the following factors.^{61,62} On the one hand, Fe³⁺ and Fe²⁺ required a certain time to establish dynamic equilibrium at the beginning of the polymerization. On the other hand, AIBN decomposed relatively slowly in the initial stage of the polymerization, and the primary



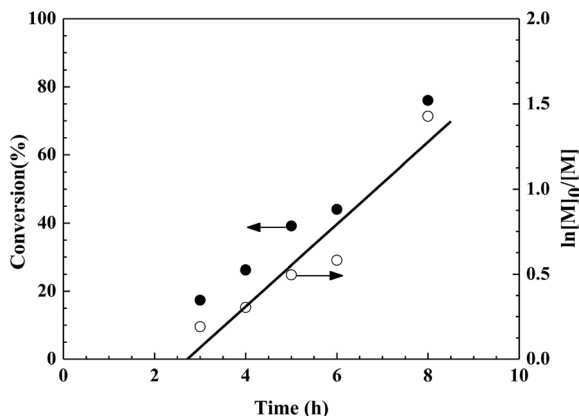


Fig. 2 Kinetic plots of $\ln([M]_0/[M])$ versus reaction time for the reverse ATRP of MMA in bulk. Reaction conditions: $[MMA]_0/[AIBN]_0/[FeCl_3]_0/[C_{12}mim][Cl]_0 = 200 : 1 : 2 : 2$, $[MMA]_0 = 9.4 \text{ mol L}^{-1}$, $T = 70 \text{ }^\circ\text{C}$.

radical generated from AIBN reacted completely with $FeCl_3$ to form the activator species Fe^{2+} , leading to the result that the concentration of the reactive radical species was too low to initiate the polymerization at a noticeable rate. The $M_{n,th}$ of PMMA obtained from reverse ATRP may be calculated based on the following equation:⁶³

$$M_{n,th} = \frac{[MMA]_0 \times \text{conv.} \times M_{MMA}}{2[AIBN]_0(1 - e^{-k_d t})} \quad (1)$$

where $[MMA]_0$ and $[AIBN]_0$ correspond to the initial concentrations of MMA and AIBN, respectively, conv. is the monomer conversion, M_{MMA} is the molecular weight of MMA, the value of k_d for AIBN is 3.1×10^{-5} at $70 \text{ }^\circ\text{C}$,⁶⁴ and t corresponds to the reaction time. The dependences of M_n and PDI of the obtained polymer on the monomer conversion are illustrated in Fig. 3. The measured molecular weight $M_{n,GPC}$ values increase linearly from 3900 to 12 900 with monomer conversion, and are close to the theoretical $M_{n,th}$ ones. The PDI values of the obtained polymers decrease from 1.45 to 1.16 in the first stage, and then remain almost unchanged. The trend in PDI values from high to

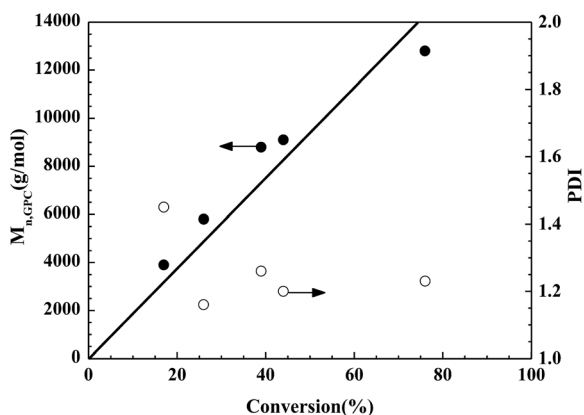


Fig. 3 Evolution of M_n (—theoretical) and PDI with monomer conversion for the reverse ATRP of MMA in bulk. Reaction conditions: $[MMA]_0/[AIBN]_0/[FeCl_3]_0/[C_{12}mim][Cl]_0 = 200 : 1 : 2 : 2$, $[MMA]_0 = 9.4 \text{ mol L}^{-1}$, $T = 70 \text{ }^\circ\text{C}$.

low is in accord with the CRP principle.⁶⁵ The change in the GPC traces displays the trend visually (Fig. 4). The curves are narrow and symmetrical. Moreover, the traces of the obtained typical polymers shift toward a shorter elution time, indicating the increase in $M_{n,GPC}$ with monomer conversion.⁶⁶ All the above observations suggest that the $Fe(III)$ -[Rmim][Cl]-catalyzed reverse ATRP of MMA progressed in a controlled/“living” manner.⁶⁷

Effect of different catalysts on the reverse ATRP of MMA

The effect of different $Fe(III)$ catalysts on the reverse ATRP of MMA in bulk was also examined, and the results are summarized in Table 3. With $Fe_2(SO_4)_3$ as the catalyst to conduct the $Fe(III)$ -[C₁₂mim][Cl]-catalyzed reverse ATRP of MMA, the polymerization reaches only 19% monomer conversion within 24 h (entry 1). The measured molecular weight value $M_{n,GPC}$ (7900) of the resultant PMMA is much larger than the theoretical one $M_{n,th}$ (1900). Meanwhile, the PDI value (4.93) is the highest among the three systems. As the catalyst ($Fe_2(SO_4)_3$) and initiator (AIBN) do not contain halogen elements, the polymerization cannot proceed *via* the ATRP mechanism. Thus, for the $Fe_2(SO_4)_3$ -[C₁₂mim][Cl]-catalyzed polymerization of MMA, there is a loss of control, which is different from the result for ethyl-2-bromoisobutyrate/ $CuSO_4 \cdot 5H_2O/N,N,N',N',N''$ -pentamethyldiethylenetriamine-initiated CRP of MMA by Zhu's group.⁶⁸ In contrast, with the bromine-containing catalyst $FeBr_3$ instead of $Fe_2(SO_4)_3$, the bulk polymerization yielded 70% monomer conversion after 8 h (entry 2). Obviously, the rate of polymerization increased greatly, while the PDI value (1.35) of the resultant PMMA was lowered, and the measured molecular weight value ($M_{n,GPC} = 14\ 500$) is closer to the theoretical one ($M_{n,th} = 11\ 800$). Nevertheless, the PDI value is slightly higher than that with a chlorine-containing catalyst, $FeCl_3$ (PDI = 1.28, entry 3). To sum up, $FeCl_3$ is the most suitable catalyst for the investigated systems, as evidenced from the results that the corresponding polymerization yields 76% monomer conversion, and produces well-defined PMMA with a controlled

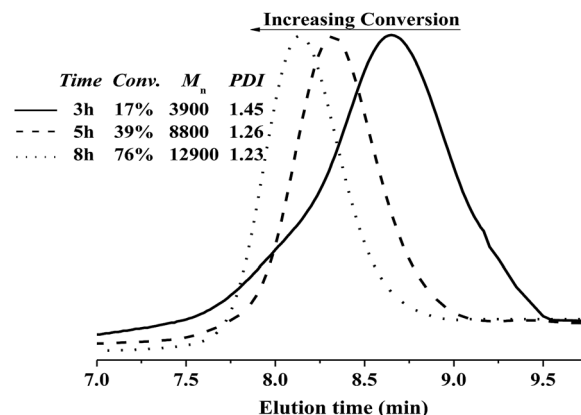


Fig. 4 The change in the GPC traces for the reverse ATRP of MMA in bulk at different monomer conversions: 17%, 39%, and 76%. Reaction conditions: $[MMA]_0/[AIBN]_0/[FeCl_3]_0/[C_{12}mim][Cl]_0 = 200 : 1 : 2 : 2$, $[MMA]_0 = 9.4 \text{ mol L}^{-1}$, $T = 70 \text{ }^\circ\text{C}$.



Table 3 Effect of different catalysts on the reverse ATRP of MMA in bulk^a

Entry	Catalyst	Time (h)	Conv. (%)	$M_{n,th}$ (Da)	$M_{n,GPC}$ (Da)	Initiat. effic.	PDI
1	Fe ₂ (SO ₄) ₃	24	19	1900	7900	0.24	4.93
2	FeBr ₃	8	70	11 800	14 500	0.81	1.35
3	FeCl ₃	8	76	12 800	12 900	0.99	1.28

^a [MMA]₀/[AIBN]₀/[catalyst]₀/[C₁₂mim][Cl]₀ = 200 : 1 : 2 : 2, [MMA]₀ = 9.4 mol L⁻¹, T = 70 °C.

$M_{n,GPC}$ (12 800) close to $M_{n,th}$ (12 900) and the lowest PDI value (1.28).

FeCl₃-[C₁₂mim][Cl]-catalyzed reverse ATRP for different monomers

According to the above results, the Fe(III)-[C₁₂mim][Cl]-catalyzed reverse ATRP of MMA with [FeCl₃]₀/[IL]₀ = 2 : 2 is a CRP process. To investigate the generality of this approach for different monomers, EMA and BMA were selected instead of MMA as the monomer to carry out the Fe(III)-[C₁₂mim][Cl]-catalyzed reverse ATRP under the same reaction conditions. As shown in Table 4, the monomer conversion reaches 76% after 8 h for the MMA system, and the measured molecular weight $M_{n,GPC}$ value is very close to the theoretical one (entry 1). Likewise, the EMA and BMA polymerization systems achieve moderate-to-high rates of polymerization (58% and 70% monomer conversions, respectively), and the measured molecular weight $M_{n,GPC}$ values (14 500 and 18 800, respectively) of the resultant EMA and BMA polymers are higher than their corresponding theoretical ones (10 700 and 10 800, respectively). Importantly, their corresponding polymers give narrow molecular weight distribution values (PDI = 1.18 and 1.22, respectively). Therefore, the EMA and BMA polymerization systems proceed according to the CRP principle, confirming that the polymerization approach can be successfully extended to other monomers.

Effect of various solvents on the reverse ATRP of MMA

It is necessary to investigate the effect of various mediums including bulk, DMSO, DMF, MeCN, CH₂Cl₂, and toluene on the Fe(III)-[C₁₂mim][Cl]-catalyzed reverse ATRP of MMA at 70 °C. The molar ratio of [MMA]₀/[AIBN]₀/[FeCl₃]₀/[IL]₀ was set to 200 : 1 : 2 : 2, and the original volume ratio of MMA to solvent was 2 : 1. Clearly, compared with the bulk polymerization yielding 76% monomer conversion after 8 h and the controlled PMMA with a measured $M_{n,GPC}$ very close to the theoretical $M_{n,th}$ and PDI = 1.28 (entry 1, Table 5), the polymerization in DMSO shows the lowest monomer conversion (23%) after 20 h and gives a less-controlled PMMA, with a $M_{n,GPC}$ (7600) three times larger than the theoretical $M_{n,th}$ (2300, entry 2). Similar results are found in Fe(II)-catalyzed normal ATRP in DMSO without any ligand, as reported by Matyjaszewski *et al.*,⁶⁹ which is possibly attributable to the fact that DMSO coordinates much more strongly to the Fe catalyst and substitutes for halide ligands, thereby weakening the catalytic activity and inducing a loss of control over the polymerization. In contrast, the excellent solvent systems for PMMA, *i.e.*, DMF, MeCN, and CH₂Cl₂, can reach relatively higher monomer conversions within the same reaction time of 20 h (entries 3–5): in particular, MeCN and CH₂Cl₂ reach up to 91% monomer conversion (entries 4 and 5). Moreover, for the less polar solvent toluene, the monomer conversion reaches 80% after 20 h (entry 6), suggesting that this less polar solvent

Table 4 Reverse ATRP for different monomers in bulk^a

Entry	Monomer	Time (h)	Conv. (%)	$M_{n,th}$ (Da)	$M_{n,GPC}$ (Da)	Initiat. effic.	PDI
1	MMA	8	76	12 800	12 900	0.99	1.28
2	EMA	9	58	10 700	14 500	0.74	1.18
3	BMA	21	70	10 800	18 800	0.57	1.22

^a [Monomer]₀/[AIBN]₀/[FeCl₃]₀/[C₁₂mim][Cl]₀ = 200 : 1 : 2 : 2, [MMA]₀ = 9.4 mol L⁻¹, [BMA]₀ = 6.30 mol L⁻¹, [EMA]₀ = 8.04 mol L⁻¹, T = 70 °C.

Table 5 Effect of various solvents on the reverse ATRP of MMA^a

Entry	Solvent	Conv. (%)	$M_{n,th}$ (Da)	$M_{n,GPC}$ (Da)	Initiat. effic.	PDI
1 ^b	Bulk	76	12 800	12 900	0.99	1.28
2	DMSO	23	2500	7600	0.33	1.26
3	DMF	90	9000	11 200	0.80	1.29
4	MeCN	91	10 100	15 200	0.66	1.22
5	CH ₂ Cl ₂	91	10 100	14 500	0.69	1.20
6	Toluene	80	8400	12 500	0.67	1.20

^a [MMA]₀/[AIBN]₀/[FeCl₃]₀/[C₁₂mim][Cl]₀ = 200 : 1 : 2 : 2, MMA/solvent = 2 : 1 (v/v), [MMA]₀ = 9.4 mol L⁻¹, T = 70 °C, reaction time = 20 h.

^b Reaction time = 8 h.



Table 6 Effect of $[AIBN]_0/[FeCl_3]_0/[IL]_0$ on the reverse ATRP of MMA in MeCN^a

Entry	$[MMA]_0/[AIBN]_0/[FeCl_3]_0/[IL]_0$	Time (h)	Conv. (%)	$M_{n,th}$ (Da)	$M_{n,GPC}$ (Da)	Initiat. effic.	PDI
1	200/1/0.5/0.5	16	99	11 900	22 600	0.53	1.91
2	200/1/1/1	16	92	11 100	18 500	0.60	1.44
3	200/1/2/2	20	91	10 100	15 200	0.66	1.22
4	200/1/3/3	46	50	5000	10 500	0.48	1.23
5	200/1/4/4	46	50	5000	8800	0.57	1.20

^a $MMA/MeCN = 2 : 1$ (v/v), $[MMA]_0 = 9.4 \text{ mol L}^{-1}$, $T = 70 \text{ }^\circ\text{C}$.

has almost no effect on the polymerization system. On the basis of the above results that CH_2Cl_2 and MeCN have a significant impact on the polymerization, the non-halogen solvent MeCN is thus chosen as the optimal solvent for the $Fe(III)$ - $[C_{12}mim][Cl]$ -catalyzed reverse ATRP of MMA. It is noteworthy that the measured $M_{n,GPC}$ values are much larger than the theoretical $M_{n,th}$ ones: that is, the initiator efficiency (f) based on $f = M_{n,th}/M_{n,GPC}$ is lowered as the polymerization is conducted in the solvent. This may be due to the occurrence of coupling reactions of primary radicals in the initial stages of the polymerizations in various solvents. However, all investigated polymerizations consisting of bulk and solution systems produced polymers with lower PDI results (1.20–1.29), showing the high controllability of the employed $Fe(III)$ - $[C_{12}mim][Cl]$ catalytic system for methacrylate monomers.

Effect of $[AIBN]_0/[FeCl_3]_0/[IL]_0$ on the reverse ATRP of MMA

For an efficient reverse ATRP system, it is necessary to use the minimum amount of metal in expectation of a high rate of polymerization and for good control of the polymerization. As demonstrated in Table 6, the rate of polymerization can be changed by altering the molar ratio of $[AIBN]_0/[FeCl_3]_0/[IL]_0$. The polymerization reaches 99% and 92% monomer conversion within 16 h for $[AIBN]_0/[FeCl_3]_0/[IL]_0 = 1 : 0.5 : 0.5$ and $1 : 1 : 1$, respectively (entries 1–2). For $[AIBN]_0/[FeCl_3]_0/[IL]_0 = 1 : 2 : 2$, the polymerization gives 91% monomer conversion within 20 h (entry 3). Decreasing $[AIBN]_0/[FeCl_3]_0/[IL]_0$ down to $1 : 3 : 3$ and $1 : 4 : 4$, the polymerizations yield only 50% conversion within 46 h (entries 4 and 5). Thus the $[FeCl_3]_0/[IL]_0$ value is a crucial experimental parameter for the rate of polymerization, and adding an excess of catalyst obviously decreases monomer conversions from ca. 100% to 50% (Fig. 5). The same rule can be observed from the changes in the PDI and molecular weight values with different $[FeCl_3]_0/[IL]_0$ values, as exhibited in Table 6, Fig. 5, and 6. With low $[FeCl_3]_0/[IL]_0$ values of $0.5 : 0.5$ and $1 : 1$, the corresponding PDI values are relatively higher (1.91 and 1.44, respectively). With a decrease in $[AIBN]_0/[FeCl_3]_0/[IL]_0$ down to $1 : 2 : 2$, $1 : 3 : 3$, and $1 : 4 : 4$, the corresponding PDI values remain in a narrow range of 1.20–1.23. For the case of molecular weight, the final polymers obtained from five catalytic systems show a straight drop from 22 600 to 8800 with the variation in $[FeCl_3]_0/[IL]_0$ values. Furthermore, it is worthwhile noting the deviation between the measured molecular weight value and the corresponding theoretical one, *i.e.*, the initiator efficiency (Fig. 6).

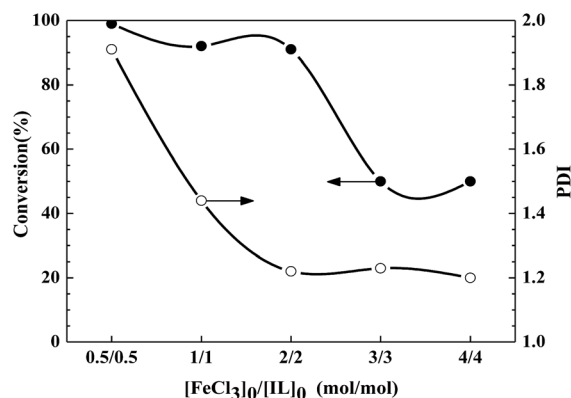


Fig. 5 Dependence of conversion and PDI on the ratio of $[FeCl_3]_0/[IL]_0$ for the reverse ATRP of MMA in MeCN. Reaction conditions: $[MMA]_0/[AIBN]_0/[FeCl_3]_0/[C_{12}mim][Cl]_0 = 200 : 1 : 2 : 2$, $MMA/MeCN = 2 : 1$ (v/v), $[MMA]_0 = 9.4 \text{ mol L}^{-1}$, $T = 70 \text{ }^\circ\text{C}$.

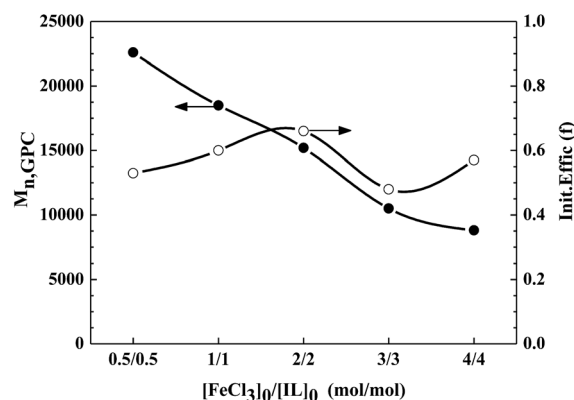


Fig. 6 Dependence of $M_{n,GPC}$ and initiator efficiency (f) on the ratio of $[FeCl_3]_0/[IL]_0$ for the reverse ATRP of MMA in MeCN. Reaction conditions: $[MMA]_0/[AIBN]_0/[FeCl_3]_0/[C_{12}mim][Cl]_0 = 200 : 1 : 2 : 2$, $MMA/MeCN = 2 : 1$ (v/v), $[MMA]_0 = 9.4 \text{ mol L}^{-1}$, $T = 70 \text{ }^\circ\text{C}$.

For example, for $[FeCl_3]_0/[IL]_0 = 0.5 : 0.5$ and $1 : 1$, the measured $M_{n,GPC}$ values (22 600 and 18 500, respectively) of the obtained polymers are higher than their corresponding theoretical ones (11 900 and 11 100, respectively). Among the molar ratios investigated, the polymerization shows the highest initiator efficiency (0.66) with a molar ratio of $[FeCl_3]_0/[IL]_0 = 2 : 2$. Therefore, all the results suggest that selecting a suitable molar ratio of $[FeCl_3]_0/[IL]_0 = 2 : 2$ is extremely important for the reverse ATRP of MMA.



Table 7 Effect of different temperature on the reverse ATRP of MMA^a

Entry	Temperature (°C)	Time (h)	Conv. (%)	$M_{n,th}$ (Da)	$M_{n,GPC}$ (Da)	Initiat. effic.	PDI
1	60	52	50	5000	11 100	0.45	1.38
2	70	16	92	11 100	18 500	0.60	1.44
3	90	11	94	9400	13 400	0.70	1.34

^a $[MMA]_0/[AIBN]_0/[FeCl_3]_0/[C_{12}mim][Cl]_0 = 200 : 1 : 1 : 1$, $MMA/MeCN = 2 : 1$ (v/v), $[MMA]_0 = 9.4 \text{ mol L}^{-1}$.

Effect of reaction temperature on the reverse ATRP of MMA

Generally, increasing the reaction temperature can enhance the decomposition rate of radical initiators and the rate of polymerization, and thus shorten the polymerization duration.⁷⁰ Three polymerization reactions were conducted and compared in MeCN at 60 °C, 70 °C, and 90 °C under the same reaction conditions and the results are summarized in Table 7. The rate of polymerization increases with increasing temperature from 60 °C to 90 °C, as evidenced by the increasing monomer conversion (from 50% to 94%) and the shortening of the polymerization time from 52 h to 11 h. When the polymerization is performed at a relatively low temperature (60 °C, entry 1), it gives only 50% monomer conversion after 52 h, and the measured molecular weight value $M_{n,GPC}$ (11 000) of the polymer is much larger than the theoretical one $M_{n,th}$ (5000). In contrast, when the polymerization is performed at a relatively high temperature (90 °C, entry 3), it gives 94% monomer conversion after a shorter polymerization time (11 h). In addition, the PDI values (1.34–1.44) of the obtained polymers remain low at the three polymerization temperatures, indicating that the polymerization can be successfully conducted over a wide temperature range (60–90 °C).

End-group analysis of the resultant PMMA

The chemical structure of the obtained PMMA was characterized by ¹H NMR spectroscopy. Fig. 7 illustrates the representative ¹H NMR spectrum of the well-defined PMMA with $M_n =$

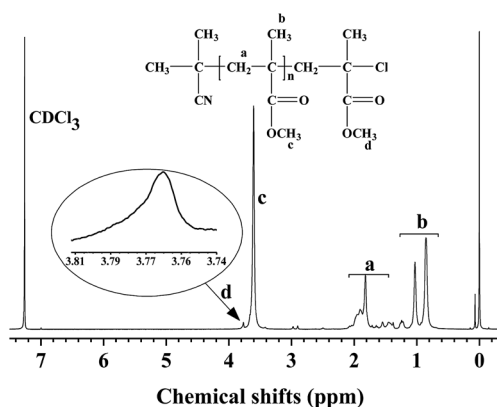


Fig. 7 ¹H NMR spectrum of PMMA obtained from the reverse ATRP of MMA in bulk. Reaction conditions: $[MMA]_0/[AIBN]_0/[FeCl_3]_0/[C_{12}mim][Cl]_0 = 200 : 1 : 2 : 2$, $[MMA]_0 = 9.4 \text{ mol L}^{-1}$, reaction time = 4 h, monomer conversion = 26%, $T = 70 \text{ °C}$.

7600 and PDI = 1.16. The signals at 0.66–1.30, 1.32–2.18, and 3.46–3.72 ppm are attributed to the protons of the methyl groups (CH_3 , peak b), methylene groups (CH_2 , peak a), and methoxy groups (OCH_3 , peak c), respectively. Moreover, the absorption at 3.74–3.81 is attributed to the protons of OCH_3 next to the halogen chain end (peak d), proving the presence of the halogen-containing end group, $CH_2CCl(CH_3)(COOCH_3)$, which agrees with the work reported by Zhu's group.⁷¹ The $M_{n,NMR}$ value of PMMA can be estimated from the ratio of the methylene protons (peak a) to the terminal ones (peak d). The estimated $M_{n,NMR}$ value (4900) is slightly lower than the theoretical molecular weight value $M_{n,th}$ (7300) and the measured molecular weight value $M_{n,GPC}$ (7600). Overall, the results confirmed the distinct controlled/“living” characteristics of the polymerization.

Conclusions

A small amount of facile, simple, and inexpensive IL ($[Rmim][Cl]$) was successfully used as a ligand for the $Fe(III)$ -catalyzed reverse ATRP of MMA. Polymerization kinetic studies confirmed the living/controlled radical polymerization characteristics, as evidenced by the first-order kinetics of polymerization, linear increase in M_n with monomer conversion, controlled M_n close to $M_{n,th}$ values, and low PDI values. The polymerization was studied in detail in terms of different alkyl chain lengths of IL (from C_4 to C_{12}), concentration of IL, catalyst, solvent, molar ratio of $FeCl_3/[Rmim][Cl]$, and reaction temperature. Longer alkyl chain lengths of IL and a higher polymerization temperature can accelerate the rate of polymerization. With a suitable molar ratio of $[FeCl_3]_0/[IL]_0 = 2 : 2$, the bulk polymerization achieved a controlled/“living” radical polymerization process with a high molecular weight ($M_{n,th} = 12 800$ and $M_{n,GPC} = 12 900$) and initiator efficiency ($f = 0.99$), and low PDI value (PDI = 1.28). In addition, the polymerization system can be successfully extended to other vinyl monomers. The polymerizations in different solvents, including DMSO, DMF, MeCN, CH_2Cl_2 , and toluene, gave varied control of molecular weight and PDI values, and showed that MeCN can be the best solvent for the polymerization system. Moreover, the halogen-containing chain-end functionality of the resultant PMMA was confirmed by GPC and ¹H NMR analyses.

Acknowledgements

The authors thank the National Natural Science Foundation of China (No. 21074127) for financial support.



Notes and references

- 1 K. Matyjaszewski, *Macromolecules*, 2012, **45**, 4015–4039.
- 2 J. Ran, L. Wu, Z. Zhang and T. Xu, *Prog. Polym. Sci.*, 2013, **39**, 124–144.
- 3 A. Pal and S. Pal, *RSC Adv.*, 2016, **6**, 2958–2965.
- 4 H. Zhou, W. Jiang, N. An, Q. P. Zhang, S. D. Xiang, L. P. Wang and J. Tang, *RSC Adv.*, 2015, **5**, 42728–42735.
- 5 C. Zhou, S. S. Qian, X. J. Li, F. Yao, J. Forsythe and G. D. Fu, *RSC Adv.*, 2014, **4**, 54631–54640.
- 6 M. Zhang, Q. Xiong, W. Shen and Q. Zhang, *RSC Adv.*, 2014, **4**, 30566–30572.
- 7 Q. Zhang, X. D. Tang, T. S. Wang, F. Q. Yu, W. J. Guo and M. S. Pei, *RSC Adv.*, 2014, **4**, 24240–24247.
- 8 P. Mandal and N. Singha, *RSC Adv.*, 2014, **4**, 213–215.
- 9 J. C. Theriot, C. H. Lim, H. Yang, M. D. Ryan, C. B. Musgrave and G. M. Miyake, *Science*, 2016, **352**, 1082–1086.
- 10 C. Boyer, N. A. Corrigan, K. Jung, D. Nguyen, T.-K. Nguyen, N. N. M. Adnan, S. Oliver, S. Shanmugam and J. Yeow, *Chem. Rev.*, 2016, **116**, 1803–1949.
- 11 C. Boyer, A. H. Soeriyadi, P. B. Zetterlund and M. R. Whittaker, *Macromolecules*, 2011, **44**, 8028–8033.
- 12 J. S. Wang and K. Matyjaszewski, *J. Am. Chem. Soc.*, 1995, **117**, 5614–5615.
- 13 A. Anastasaki, V. Nikolaou and D. M. Haddleton, *Polym. Chem.*, 2016, **7**, 1002–1026.
- 14 A. Anastasaki, V. Nikolaou, G. Nurumbetov, P. Wilson, K. Kempe, J. F. Quinn, T. P. Davis, M. R. Whittaker and D. M. Haddleton, *Chem. Rev.*, 2015, **116**, 835–877.
- 15 Y. P. Jiao, J. S. Jiang, H. T. Zhang, K. Y. Shi and H. Q. Zhang, *Eur. Polym. J.*, 2014, **54**, 95–108.
- 16 O. S. Taskin, G. Yilmaz, M. A. Tasdelen and Y. Yagci, *Polym. Int.*, 2014, **63**, 902–907.
- 17 Y. J. Chen, B. J. Wu, F. S. Wang, M. H. Chi, J. T. Chen and C. H. Peng, *Macromolecules*, 2015, **48**, 6832–6838.
- 18 L. F. Zhang, Z. P. Cheng, S. P. Shi, Q. H. Li and X. L. Zhu, *Polymer*, 2008, **49**, 3054–3059.
- 19 J. Miao, H. J. Jiang, L. F. Zhang, Z. Q. Wu, Z. P. Cheng and X. L. Zhu, *RSC Adv.*, 2011, **2**, 840–847.
- 20 Y. H. Yu, X. H. Liu, D. Jia, B. W. Cheng, Y. L. Ren, F. J. Zhang, H. N. Li, P. Chen and S. Xie, *J. Polym. Sci., Part A: Polym. Chem.*, 2013, **51**, 1690–1694.
- 21 Y. H. Yu, X. H. Liu, D. Jia, B. W. Cheng, F. J. Zhang, P. Chen and S. Xie, *Polymer*, 2013, **54**, 148–154.
- 22 J. Y. Peng, M. Q. Ding, Z. P. Cheng, L. F. Zhang and X. L. Zhu, *RSC Adv.*, 2015, **5**, 104733–104739.
- 23 L. J. Bai, L. F. Zhang, Z. P. Cheng and X. L. Zhu, *Polym. Chem.*, 2012, **3**, 2685–2697.
- 24 X. H. Liu, J. Wang, F. J. Zhang, S. L. An, Y. L. Ren, Y. H. Yu, P. Chen and S. Xie, *J. Polym. Sci., Part A: Polym. Chem.*, 2012, **50**, 4358–4364.
- 25 X. H. Liu, J. Wang, J. S. Yang, S. L. An, Y. L. Ren, Y. H. Yu and P. Chen, *J. Polym. Sci., Part A: Polym. Chem.*, 2012, **50**, 1933–1940.
- 26 X. W. Jiang, L. F. Zhang, Z. P. Cheng and X. L. Zhu, *Macromol. Rapid Commun.*, 2016, **37**, 1337–1343.
- 27 X. W. Jiang, J. Wu, L. F. Zhang, Z. P. Cheng and X. L. Zhu, *Macromol. Rapid Commun.*, 2014, **35**, 1879–1885.
- 28 T. Guo, L. F. Zhang, X. Q. Pan, X. H. Li, Z. P. Cheng and X. L. Zhu, *Polym. Chem.*, 2013, **4**, 3725–3734.
- 29 B. Tadeusz and K. Przemysław, *J. Polym. Sci., Part A: Polym. Chem.*, 2005, **43**, 3454–3459.
- 30 S. M. Gong, H. Y. Ma and X. H. Wan, *Polym. Int.*, 2006, **55**, 1420–1425.
- 31 E. J. Tang, K. D. Du, X. Y. Feng, M. Yuan, S. J. Liu and D. S. Zhao, *Eur. Polym. J.*, 2015, **66**, 228–235.
- 32 P. Kubisa, *Prog. Polym. Sci.*, 2004, **29**, 3–12.
- 33 A. Anastasaki, V. Nikolaou, G. Nurumbetov, N. P. Truong, G. S. Pappas, N. G. Engelis, J. F. Quinn, M. R. Whittaker, T. P. Davis and D. M. Haddleton, *Macromolecules*, 2015, **48**, 5140–5147.
- 34 A. J. Carmichael, D. M. Haddleton, S. A. F. Bon and K. R. Seddon, *Chem. Commun.*, 2000, 1237–1238.
- 35 T. Biedroń and P. Kubisa, *Polym. Int.*, 2003, **52**, 1584–1588.
- 36 H. Y. Ma, X. H. Wan, X. F. Chen and Q. F. Zhou, *J. Polym. Sci., Part A: Polym. Chem.*, 2005, **41**, 143–151.
- 37 H. Y. Ma, X. H. Wan, X. F. Chen and Q. F. Zhou, *Polymer*, 2003, **44**, 5311–5316.
- 38 S. J. Ding, M. Radosz and Y. Shen, *Macromolecules*, 2005, **38**, 5921–5928.
- 39 T. Sarbu and K. Matyjaszewski, *Macromol. Chem. Phys.*, 2001, **202**, 3379–3391.
- 40 Z. J. Deng, L. H. Qiu, L. J. Bai, Y. X. Zhou, B. C. Lin, J. Zhao, Z. P. Cheng, X. L. Zhu and F. Yan, *J. Polym. Sci., Part A: Polym. Chem.*, 2012, **50**, 1605–1610.
- 41 L. J. Bai, S. Q. Huang, W. X. Wang, H. Xu, H. Chen, Y. Z. Niu and M. H. Wang, *Polym. Int.*, 2015, **64**, 1754–1761.
- 42 H. Chen, R. J. Qu, C. N. Ji, C. M. Sun and C. H. Wang, *J. Polym. Sci., Part A: Polym. Chem.*, 2008, **46**, 2701–2707.
- 43 Y. Liang, H. Chen and W. Y. Zhou, *J. Macromol. Sci., Part A: Pure Appl. Chem.*, 2009, **46**, 759–764.
- 44 H. Chen, Y. Liang, M. L. Wang, P. L. Lv and Y. H. Xuan, *Chem. Eng. J.*, 2009, **147**, 297–301.
- 45 H. Chen, C. H. Wang, D. L. Liu, M. Wang and C. N. Ji, *J. Appl. Polym. Sci.*, 2011, **122**, 3298–3302.
- 46 H. Chen, R. J. Qu, C. M. Sun, C. N. Ji, C. H. Wang, L. Ying, N. Jiang, F. Xiu and L. F. Chen, *Polymer*, 2008, **49**, 3424–3427.
- 47 H. Chen, Y. F. Meng, Y. Liang, Z. X. Lu and P. L. Lv, *J. Mater. Res.*, 2009, **24**, 1880–1885.
- 48 H. Chen, D. L. Liu, Y. T. Song, R. J. Qu and C. H. Wang, *Polym. Adv. Technol.*, 2011, **22**, 1513–1517.
- 49 H. Chen, L. F. Chen, C. H. Wang and R. J. Qu, *J. Polym. Sci., Part A: Polym. Chem.*, 2011, **49**, 1046–1049.
- 50 G. X. Wang, M. Lu, L. C. Liu, H. Wu and M. Zhong, *J. Appl. Polym. Sci.*, 2013, **128**, 3077–3083.
- 51 Z. Deng, J. Guo, L. Qiu, Y. Zhou, L. Xia and F. Yan, *Polym. Chem.*, 2012, **3**, 2436–2443.
- 52 X. Y. Du, J. L. Pan, M. T. Chen, L. F. Zhang, Z. P. Cheng and X. L. Zhu, *Chem. Commun.*, 2014, **50**, 9266–9269.
- 53 G. X. Wang, M. Lu and H. Wu, *Polymer*, 2012, **53**, 1093–1097.
- 54 J. Ma, H. Chen, M. Zhang and M. M. Yu, *J. Polym. Sci., Part A: Polym. Chem.*, 2012, **50**, 609–613.



- 55 J. G. Huddleston and R. D. Rogers, *Chem. Commun.*, 1998, 1765–1766.
- 56 T. Welton, *Chem. Rev.*, 1999, **99**, 2071–2084.
- 57 A. Anastasaki, C. Waldron, P. Wilson, R. Mchale and D. M. Haddleton, *Polym. Chem.*, 2013, **4**, 2672–2675.
- 58 L. J. Bai, W. X. Wang, H. Chen, L. F. Zhang, Z. P. Cheng and X. L. Zhu, *RSC Adv.*, 2015, **5**, 62577–62584.
- 59 L. F. Zhang, Z. P. Cheng, Y. T. Lü and X. L. Zhu, *Macromol. Rapid Commun.*, 2009, **30**, 543–547.
- 60 B. J. Zhang, X. Y. Jiang, L. F. Zhang, Z. P. Cheng and X. L. Zhu, *Polym. Chem.*, 2015, **6**, 6616–6622.
- 61 G. H. Zhu, L. F. Zhang, Z. B. Zhang, J. Zhu, Y. F. Tu, Z. P. Cheng and X. L. Zhu, *Macromolecules*, 2011, **44**, 3233–3239.
- 62 L. F. Zhang, J. Miao, Z. P. Cheng and X. L. Zhu, *Macromol. Rapid Commun.*, 2010, **31**, 275–280.
- 63 J. S. Wang and K. Matyjaszewski, *Macromolecules*, 1995, **28**, 7572–7573.
- 64 Z. G. Xue, D. He and X. L. Xie, *Polym. Chem.*, 2015, **6**, 1660–1687.
- 65 X. H. Liu, H. N. Li, F. J. Zhang, S. Xie, Z. J. Liu and Y. G. Li, *Chin. J. Polym. Sci.*, 2015, **33**, 362–370.
- 66 V. S. Vo, S. Mahouchechergui, J. Babinot, V. H. Nguyen, S. Naili and B. Carbonnier, *RSC Adv.*, 2016, **6**, 89322–89327.
- 67 X. H. Liu, H. N. Li, F. J. Zhang, Q. Zhu, X. H. Hu, W. L. Di, S. Zhao and Y. G. Li, *Polymer*, 2016, **107**, 170–176.
- 68 J. F. Zhao, W. X. Wang, L. J. Bai, L. L. Zhou, Z. P. Cheng, Z. B. Zhang and X. L. Zhu, *Polym. Chem.*, 2012, **3**, 3220–3223.
- 69 Y. Wang and K. Matyjaszewski, *Macromolecules*, 2010, **43**, 4003–4005.
- 70 Z. J. Deng, L. H. Qiu, L. J. Bai, Y. X. Zhou, B. C. Lin, J. Zhao, Z. P. Cheng, X. L. Zhu and F. Yan, *J. Polym. Sci., Part A: Polym. Chem.*, 2012, **50**, 1605–1610.
- 71 G. Wang, X. L. Zhu, Z. P. Cheng and J. Zhu, *Eur. Polym. J.*, 2003, **39**, 2161–2165.

