



CrossMark
 click for updates

Cite this: *RSC Adv.*, 2017, 7, 14769

Microwave-enhanced catalytic wet peroxide oxidation of quinoline: the influence of pH and H₂O₂ dosage and identification of reactive oxygen species†

Bo Zhang,^{*a} Hong You^{ab} and Fei Wang^a

This article presents a comprehensive study about the influence of initial pH and H₂O₂ dosage on quinoline mineralization efficiency (denoted by TOC abatement) by microwave-catalytic wet peroxide oxidation (MW-CWPO) with supported Cu–Ni bimetallic oxides as a catalyst and reactive oxygen identification on the basis of inhibition of quinoline mineralization using the specific radical scavengers. In an initial pH range from 2.0 to 8.0, this MW-CWPO was powerful, with the reaction at pH 7.0 obtaining the highest 81.12% TOC abatement under MW 500 W, H₂O₂ 22.75 mmol L⁻¹, Cu/Ni-catalyst 4 g L⁻¹, and T 333 K. Five carboxylic acids, namely acetic acid, formic acid, succinic acid, oxalic acid, and glycolic acid, were quantified to elucidate the pH fall during mineralization under alkaline and neutral conditions. The experiments of reactive oxygen identification on the basis of inhibition of quinoline mineralization under the corresponding scavenger for ·OH and O₂^{·-} exhibited ·OH and O₂^{·-} immersed in supported bimetallic Cu/Ni oxides catalyzing MW-CWPO, and that ·OH was a direct product and O₂^{·-} was a secondary oxidant produced from ·OH-involved reactions. Based on the results of stability and metal leaching experiments, it could be concluded that supported Cu–Ni bimetallic oxides could be a proper catalyst.

Received 1st February 2017
 Accepted 27th February 2017

DOI: 10.1039/c7ra01350g

rsc.li/rsc-advances

1. Introduction

Heterogeneous catalytic wet peroxide oxidation (CWPO), a Fenton-like technology, has appeared as a potential technique for advanced oxidation processes (AOPs) and has aroused growing interest in wastewater purification owing to its natural advantages, such as wide-ranging pH, no metal sludge, and recyclable catalyst. Many solid catalysts containing monometallic transition metals like Fe^{1,2} and Cu^{3,4} have been confirmed to be effective in heterogeneous CWPO treatment of refractory wastewater. For example, Yan *et al.*,² who examined phenol degradation using Fe₂O₃/MCM-41 as a heterogeneous CWPO catalyst in a fixed bed reactor, found that the conversion of TOC reached 72.5% under optimum conditions. Additionally, Huang *et al.*⁵ reported the degradation of phenol using copper hydroxyl sulfates as a catalyst, and the phenol removal efficiency and COD removal were 99% and 97%, respectively, when the phenol concentration was 100 mg L⁻¹ under the best conditions. However, iron species as

a traditional catalyst show excellent catalytic activities,⁶ but the redox reaction between H₂O₂ and iron-containing catalysts is somewhat unstable.⁷ Such drawbacks have induced great efforts to improve them. Copper species have received a lot of attention in the last 10 years because the redox reaction between H₂O₂ and Cu species is more stable than that with iron.⁷ This characteristic promotes the application of copper-containing catalysts in water remediation.

Now, bimetallic catalytic materials have come to be a research hotspot in the field of heterogeneous CWPO over the last 10 years. In heterogeneous CWPO mineralization of phenol, Xu *et al.*,⁸ who tested heterogeneous CWPO to treat phenol over Cu/Fe-flokite used as a catalyst in a glass batch reactor, found that the removal of phenol using Cu/Fe-flokite was 1.37 times under the same reaction conditions than pure Cu-flokite, indicating that bimetallic catalytic materials may present better catalytic performance. Considering that Ni presents great catalytic performance in treatment of phenol and its derivatives,^{9–11} our previous work confirmed that supported bimetallic Cu/Ni oxides could be successfully applied in the heterogeneous MW-CWPO process to obtain high catalytic performance.¹² The two-metal materials had enhanced catalytic activity owing to the synergistic effects of the two metals.

On the other hand, microwave-enhanced catalytic oxidation has gained wide interest from numerous scientific communities

^aState Key Laboratory of Urban Water Resource and Environment, School of Municipal and Environmental Engineering, Harbin Institute of Technology, 73, Huanghe Rd., Nangang Dist., Harbin, 150090, PR China. E-mail: zhangbovivi@163.com; Fax: +86 451 8628 3118; Tel: +86 451 8628 3118

^bSchool of Marine Science and Technology, HIT at Weihai, Weihai 264209, PR China
 † Electronic supplementary information (ESI) available. See DOI: 10.1039/c7ra01350g



in the field of wastewater treatment^{13,14} because it has higher energy efficiency, shorter reaction time, and the transmission of charge supports the surface.¹⁵ Additionally, earlier research confirmed that the non-thermal effects of MW can promote the decomposition of H₂O₂ into hydroxyl radical ([•]OH).^{16,17} In heterogeneous CWPO mineralization of *p*-chlorophenol, Zhao *et al.*¹⁸ found that the TOC abatement was above 90% at 343 K within 15 minutes with MW irradiation, whereas it was merely 62.8% in an identical system without MW irradiations, demonstrating that under MW irradiation, the H₂O₂ utilization efficiency was enhanced. Analogous conclusions were attained during *p*-nitrophenol mineralization with CuO/Al₂O₃ catalyst.¹⁹ The utilization efficiency of H₂O₂ is an important parameter to assess H₂O₂-based systems^{20,21} because H₂O₂ utilization efficiency not only considerably impacts the operation cost in real-world applications, but also significantly affects the mineralization efficiency.

Furthermore, the effect of pH on mineralization performance is relatively different. Fajerberg *et al.*²² found that phenol mineralization in heterogeneous CWPO decreased with increasing pH and the TOC abatement was 81.4% in 360 min with an initial pH of 2, and the mineralization efficiency was obviously impacted by the initial solution pH in a wide range of 2.0–7.0. Whether heterogeneous MW-CWPO could still retain high-pitched catalytic performance under neutral conditions is a key issue to be explored in detail. Additionally, most of the current studies on the mechanism involved in heterogeneous Fenton-like systems are based on the Haber–Weiss mechanism,²³ mainly concentrating on yield of [•]OH.²⁰ Nevertheless, few reports are available on the involvement of other radicals in heterogeneous Fenton-like systems.

The environmental persistence contaminant of quinoline, which has an N atom in the cyclic system, is very easy to be assembled in water environments.^{24,25} Besides, it is very harmful toward the health of humans and animals.²⁶ It was chosen as the target pollutant to study the mineralization efficiency of supported bimetallic Cu/Ni oxides catalyzing MW-CWPO.

As part of our ongoing work in this field, this work presents the influence of initial pH and H₂O₂ dosage on quinoline mineralization to assess whether supported bimetallic Cu/Ni oxides catalyzing MW-CWPO could carry out the mineralization efficiently under neutral conditions, in addition to H₂O₂ utilization efficiency. Moreover, five carboxylic acids, namely acetic acid, formic acid, succinic acid, oxalic acid, and glycolic acid, were quantified to elucidate the pH fall during mineralization under alkaline and neutral conditions. Finally, specific radical scavengers were used to identify the oxygen radicals involved in supported bimetallic Cu/Ni oxides catalyzing MW-CWPO.

2. Experimental

2.1. Chemicals and reagents

All reagents utilized in this research were of analytical grade and were utilized without further purification. Quinoline was obtained from Sigma-Aldrich. The main characteristics of quinoline are presented in Table S1 of the ESI.† Hydrogen peroxide (H₂O₂) (35%, w/w, stabilized), nitrobenzene (NB) and carbon

tetrachloride (CT) were obtained from J&K Scientific. All solutions were prepared with Milli-Q water.

2.2. Preparation and characterization of catalyst

The supported Cu/Ni catalyst was prepared by the wet impregnation method with 50 mL of mixture (1.5 mol L⁻¹; Cu(NO₃)₂ and Ni(NO₃)₂; C_{Cu(NO₃)₂} : C_{Ni(NO₃)₂} = 5 : 1). The detailed synthetic methods are illustrated in Text S1.† All the samples were kept in a desiccator for the subsequent experiments. The SEM images, EDX analysis, and XRD patterns of the as-synthesized catalyst is provided in Fig. S1–S3.† Furthermore, the elemental content of the as-prepared catalyst is provided in Table S2.† The BET surface area, pore size, and pore volume of the as-synthesized catalyst were 136.64 m² g⁻¹, 0.34 cm³ g⁻¹, and 10.11 nm, respectively.

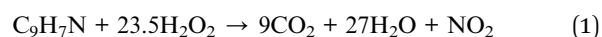
2.3. Degradation experiments

Batch degradation experiments were carried out in a 500 mL glass flask equipped with a mechanical agitator, a reflux condenser and a thermocouple under MW irradiation. More information is offered in Text S2.†

Samples were taken at set time intervals: some sample was promptly quantified for H₂O₂ concentration; Na₂SO₃ was introduced to the remainder to impede the ongoing redox reaction before TOC (Total Organic Carbon) measurement.²⁷ In probing the oxygen radicals included in the heterogeneous MW-CWPO catalyzed by supported Cu/Ni bimetallic oxides, NB and carbon CT were utilized as scavengers for [•]OH and O₂^{•-}, respectively, assessing the variation of the removal rate of 100 mg L⁻¹ quinoline with 22.75 mmol L⁻¹ H₂O₂, 4 g L⁻¹ Cu/Ni-catalyst, temperature of 333 K, and initial pH of 7.0 under MW (500 W) irradiation to identify relevant radicals.

2.4. Sample analysis

The H₂O₂ concentration in the solution was measured by titration with potassium permanganate.²⁸ TOC in solution was quantified by a TOC-V analyzer (Shimadzu Co., Tokyo, Japan). Agilent ion exclusion HPLC with an Aminex HPX-87H column was employed to quantify the amount of generated carboxylic acids.²⁷ The calculated equation of H₂O₂ utilization efficiency (η) is presented in Text S3.†²⁹ The pH value was quantified and adjusted with a pH meter (FiveEasyPlus™ pH meter FEP 20, Mettler). The mineralization reaction of quinoline can be expressed as follows (eqn. (1)):



The theoretical H₂O₂ dosage for complete oxidation of 100 mg L⁻¹ quinoline was determined from eqn (1) to be 18.20 mmol L⁻¹ (denote it by \blacktriangle H₂O₂).

3. Results and discussion

3.1. Influence of initial pH on quinoline mineralization in supported Cu/Ni bimetallic oxides catalyzing MW-CWPO

The solution pH value can substantially impact the MW-CWPO reaction. Thus, the influence of initial pH on quinoline



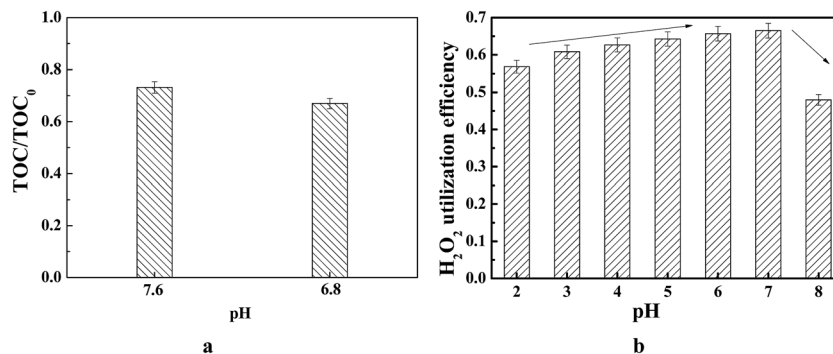


Fig. 1 Effect of initial pH on TOC abatement in heterogeneous MW-CWPO catalyzed by supported Cu/Ni bimetallic oxides. (a) TOC evolution in buffer solutions of pH 6.8 and pH 7.6; (b) H₂O₂ utilization efficiency at 18 min with initial pH range of 2.0–8.0. Except for the investigated pH, other parameters were fixed: H₂O₂: 22.75 mmol L⁻¹, catalyst: 4 g L⁻¹, time: 18 min, quinoline concentration: 100 mg L⁻¹.

Table 1 Variation of solution pH during TOC abatement in supported Cu/Ni bimetallic oxides catalyzing MW-CWPO with different initial pH values

Time (min)	pH							
0	2.00	3.00	4.00	5.00	6.00	7.00	8.00	
9	1.95	2.81	3.34	3.87	3.99	3.97	3.85	
12	2.01	2.76	3.27	3.45	3.47	3.54	3.45	
15	2.01	2.76	3.31	3.25	3.30	3.75	3.27	
18	1.98	2.79	3.54	3.64	3.85	4.01	3.49	

mineralization by supported Cu/Ni bimetallic oxides catalyzing MW-CWPO was determined, as presented in Fig. 1.

Fig. S4† presents the TOC abatement with different initial pH values, and it was witnessed that the influence of initial pH on quinoline mineralization was coupled with reaction time. During the first 9 min, the TOC removal efficiency diminished with increasing pH from 3 to 7, while during the remaining 9 min, the TOC abatement increased with increasing pH from 3 to 7. This may be ascribed to the variation of solution pH (Table 1) resulting from the production of some acidic intermediates. The variation of oxidation efficiency for the initial pH of 2.0 and 8.0 during 18 min was analogous to that at pH 6.0 and pH 5.0, respectively. After 18 min, the quinoline mineralization efficiency followed the order: pH 7.0 > pH 6.0 > pH 5.0 > pH 4.0 > pH 3.0 > pH 2.0 > pH 8.0; the reaction at the initial pH of 7.0 attained the best catalytic performance with 81.12% TOC abatement. The tendency of pH influence on TOC abatement in this study was not the same as that reported earlier regarding the decrease of mineralization efficiency with increasing pH.³⁰ In most studies, the optimal pH was close to 3.0.^{31,32} Actually, the solution pH reduced with reaction time, as presented in Table 1.

Even at an initial pH of 7.0 and 8.0, the solution pH reached acidic conditions of about pH 3.5 before 15 min owing to the generation of some acidic intermediates. In the CWPO degradation of quinoline, some organic acids, including oxalic acid, succinic acid, glycolic acid, acetic acid, and formic acid, were discovered in the study by Thomsen *et al.*³³ The decrease of pH based on the Fenton reaction was also stated in the elimination of acidic red,³⁴ bisphenol A,³⁵ tannery wastewater,³⁶ and landfill

leachate.³⁷ However, the pH began to decrease from 0 min, which might be attributable to incomplete decomposition of the produced organic acids in this study, which will be revealed in-depth in the variation of generated carboxylic acids in Section 3.4.

In order to explore the mineralization performance of Cu/Ni bimetallic oxides catalyzing MW-CWPO under neutral conditions without the influence of alteration of solution pH by produced organic acids, experiments were executed in buffer solutions of pH 6.8 and pH 7.6 including Na₂HPO₄·7H₂O and NaH₂PO₄·H₂O. From Fig. 1a, it was apparent that TOC removal substantially decreased with a stable pH of 6.8 and 7.6. In Fenton reactions the optimum pH is usually 2.0–4.0.

The benefit of supported Cu/Ni bimetallic oxides over soluble metal salts as a catalyst in CWPO lies in avoiding the shortcoming owing to metal ion precipitation. The reduced mineralization efficiency with buffers at pH 6.8 and 7.6 could be based on the fact that ·OH has an oxidation-reduction potential of +1.5 V in basic media and +2.8 V in acidic media.³⁸ In addition, it was noticed that the utilization of H₂O₂ with buffers of pH 6.8 and 7.6 was considerably inhibited, consequently diminishing the amount of reactive species for quinoline mineralization.

Fig. 1b displays the variation of H₂O₂ utilization efficiency with different initial pHs. As the pH rises from 2.0 to 7.0 in solution, the H₂O₂ utilization efficiency increased from 0.56 at pH 2.0 to 0.67 at pH 7.0 at 18 min. Higher H₂O₂ utilization efficiency indicates a lower required amount of H₂O₂ for the same mineralization efficiency. The values above 0.56 indicate that less TOC was removed than the theoretical value calculated from the amount of H₂O₂ in the reaction.²⁹

The higher H₂O₂ utilization efficiency along with the highest TOC removal at initial pH of 7.0 in supported Cu/Ni bimetallic oxides catalyzing MW-CWPO would avoid the inherent disadvantages of homogeneous wet peroxide oxidation, including high H₂O₂ dosage and regulation of initial pH to be strongly acidic.^{39,40}

3.2. Influence of H₂O₂ dosage on quinoline mineralization by supported Cu/Ni bimetallic oxides catalyzing MW-CWPO

The influence of H₂O₂ dosage was explored by altering the initial H₂O₂ concentration to 0.75 × ▲H₂O₂, 1 × ▲H₂O₂, 1.25 ×



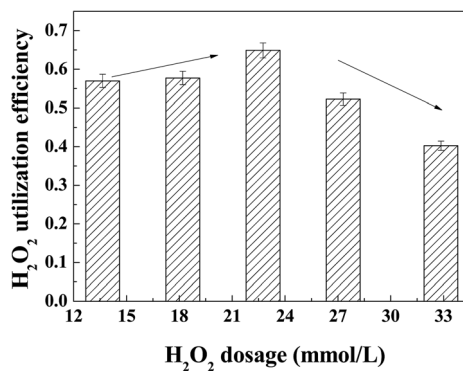


Fig. 2 Effect of H₂O₂ dosage on H₂O₂ utilization efficiency in MW-CWPO catalyzed by supported Cu/Ni bimetallic oxides. Except for the investigated H₂O₂ dosage, other parameters were fixed: 500 W, initial pH 7.0, 4 g L⁻¹ Cu/Ni-catalyst, 100 mg L⁻¹ quinoline, and T 333 K.

▲ H₂O₂, 1.5 × ▲ H₂O₂, and 1.75 × ▲ H₂O₂ mmol L⁻¹ theoretical H₂O₂ dosage for mineralization of 100 mg L⁻¹ quinoline.

Fig. S5† shows that the TOC removal efficiency increased with H₂O₂ dosage over the range from 0.75 × ▲ H₂O₂ to 1.75 × ▲ H₂O₂ at 18 min. During the 18 min reaction time, the TOC abatement with 1.25 × ▲ H₂O₂ was significantly higher than that at other H₂O₂ dosages; 1.5 × ▲ H₂O₂, gave 81.12%, indicating that an excessive dosage of H₂O₂ was not essential to attain satisfactory performance. Actually, with the exception of the reaction with 0.75 × ▲ H₂O₂, there was some H₂O₂ left in the solution after 18 min, which were 0.72 mM, 0.99 mM, 2.01 mM, and 2.73 mM for the reactions with 1 × ▲ H₂O₂, 1.25 × ▲ H₂O₂, 1.5 × ▲ H₂O₂, and 1.75 × ▲ H₂O₂, respectively.

The H₂O₂ utilization efficiency in Fig. 2 demonstrates that the reaction with 1.25 × ▲ H₂O₂ had the highest H₂O₂ utilization efficiency of 0.65. With increasing the dosage of H₂O₂ from 1.25 × ▲ H₂O₂ to 1.75 × ▲ H₂O₂, the utilization efficiency of H₂O₂ diminished from 0.65 to 0.40, which might be attributed to the scavenging of ·OH by excess H₂O₂.^{19,41}

To acquire high efficiency of both TOC abatement and H₂O₂ utilization, the H₂O₂ dosage could be limited to the range of 1 × ▲ H₂O₂ to 1.5 × ▲ H₂O₂ for mineralization of 100 mg L⁻¹ quinoline. The high H₂O₂ utilization efficiency in this study

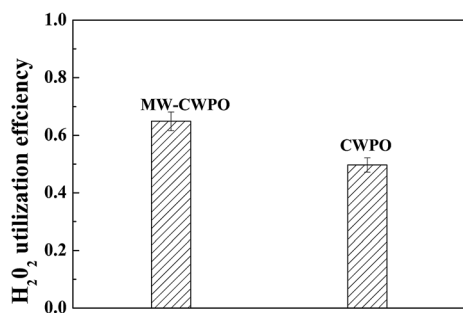


Fig. 3 Comparison of H₂O₂ utilization efficiency for MW-CWPO and CWPO in mineralization of 100 mg L⁻¹ quinoline under initial pH 7.0, 22.75 mmol L⁻¹ H₂O₂, 4 g L⁻¹ Cu/Ni-catalyst, and T 333 K. In CWPO: reaction time of 90 min. In MW-CWPO: reaction time of 18 min and MW 500 W.

poses a vital highlight of supported Cu/Ni bimetallic oxides catalyzing MW-CWPO, which is to reduce the H₂O₂ dosage and operation cost. Comparison of the H₂O₂ utilization efficiency for CWPO and MW-CWPO is displayed in Fig. 3.

The MW-CWPO systems had a significantly higher efficiency of H₂O₂ utilization than the CWPO systems, increased by more than 15%. Furthermore, the MW-CWPO systems had better and quicker TOC removal efficiency. Further work was conducted to clarify the reason for the quite high utilization efficiency of H₂O₂ in the MW-CWPO systems.

3.3. Time course of generated carboxylic acids

In order to reveal the explanation for the pH fall during the supported Cu/Ni bimetallic oxides catalysis of the wet peroxide oxidation under microwave irradiation of quinoline, several short linear aliphatic carboxylic acids, namely acetic acid, formic acid, succinic acid, oxalic acid, and glycolic acid, were detected by HPLC after degradation with an initial pH of 7.0.

Fig. 4a displays the time-profile of carboxylic acids with 22.75 mmol L⁻¹ H₂O₂ (1.25 × ▲ H₂O₂); acetic acid was the major constituent of the carboxylic acids, achieving the highest concentration of 73.15 mg L⁻¹ at 9 min in mineralization of 100 mg L⁻¹ quinoline. However, formic acid, oxalic acid, succinic acid, and glycolic acid were gathered to the highest values of 23.14 mg L⁻¹, 14.1 mg L⁻¹, 12.11 mg L⁻¹, and 7.11 mg L⁻¹ at 9 min, 12 min, 12 min, and 12 min, respectively. At the end of mineralization at 18 min, succinic acid and glycolic acid disappeared and only small amounts of acetic acid and oxalic acid existed, because most of them were degraded between 12 min and 18 min; acetic acid was the chief constituent of the residual carboxylic acids. The sum of TOC contributed by residual acetic acid, formic acid, and oxalic acid, was 16.35 mg L⁻¹, similar to the measured TOC value at 18 min of 17.16 ± 2 mg L⁻¹. As for the pH increase starting from 12 min presented in Table 1, it might be linked to the degradation of carboxylic acids for the reason that the carboxylic acids were substantially degraded during this period. When the H₂O₂ dosage was reduced to 18.20 mmol L⁻¹ H₂O₂ (1.00 × ▲ H₂O₂), the time-profile of produced carboxylic acids was quite dissimilar to that with 22.75 mmol L⁻¹ H₂O₂ (1.25 × ▲ H₂O₂). Fig. 4b shows the carboxylic acids produced with 18.20 mmol L⁻¹ H₂O₂ (1.00 × ▲ H₂O₂). The succinic acid, formic acid, glycolic acid, and oxalic acid were unable to be decomposed while acetic acid was slowly but surely decomposed with 18.20 mmol L⁻¹ H₂O₂ (1.00 × ▲ H₂O₂), which was probably caused by the inadequate production of reactive species like ·OH owing to the lower H₂O₂ dosage. When decreasing the dosage of H₂O₂ in practical applications, an approach should be approved in which the effluent from supported Cu/Ni bimetallic oxides catalyzing MW-CWPO with high biodegradability is further clarified by successive biological treatment.

3.4. Identification of free radicals utilizing the chemical probe method

Although ·OH has been widely acknowledged as the most active species in modified systems based on the Fenton system, the



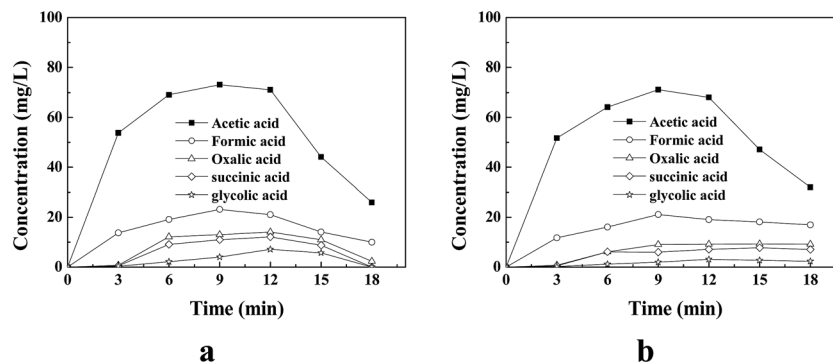


Fig. 4 Evolution of carboxylic acids generated during supported Cu/Ni bimetallic oxides catalysis of MW-CWPO oxidation of 100 mg L⁻¹ quinoline at initial pH 7.0, 4 g L⁻¹ Cu/Ni-catalyst, MW 500 W, and 333 K temperature. (a) 22.75 mmol L⁻¹ H₂O₂ (1.25 × ▲ H₂O₂); (b) 18.20 mmol L⁻¹ H₂O₂ (1.00 × ▲ H₂O₂).

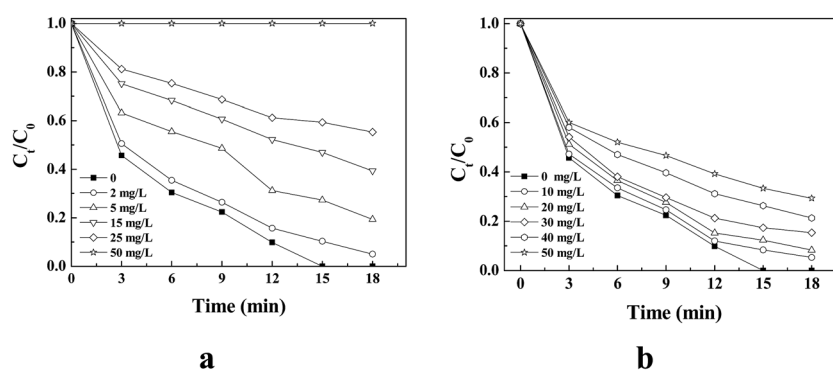


Fig. 5 The effect of various radical scavengers on quinoline degradation in supported Cu/Ni bimetallic oxides catalysis of MW-CWPO. (a) Influence of NB for $\cdot\text{OH}$ scavenging; (b) influence of CT for $\text{O}_2^{\cdot-}$ scavenging. Except for the different radical scavengers, other parameters were fixed: initial pH 7.0, 22.75 mM H₂O₂, 100 mg L⁻¹ quinoline, MW 500 W, and temperature 333 K.

production of other free radicals, for example, $\text{O}_2^{\cdot-}$, had also been witnessed in some Fenton-like reactions.⁴²

Smith *et al.*⁴³ confirmed that $\text{O}_2^{\cdot-}$ is the main reductive species in the degradation of CT. Hence, it is quite probable that under specific situations, both redox reactions may promote the elimination of pollutants in the MW-CWPO systems at the same time. Hereafter, further research was carried out in this study to detect the generation of $\cdot\text{OH}$ and $\text{O}_2^{\cdot-}$ utilizing free radical probe tests. Based on the reaction with each of the free radicals potentially present in the MW-CWPO system, NB and CT were utilized as scavengers for $\cdot\text{OH}$ and $\text{O}_2^{\cdot-}$, respectively, because NB reacts with $\cdot\text{OH}$ rapidly ($k_{\cdot\text{OH}} = 3.9 \times 10^9 \text{ M}^{-1} \text{ s}^{-1}$)⁴⁴ and CT has high reactivity with $\text{O}_2^{\cdot-}$ ($k_{\cdot\text{OH}} < 2 \times 10^6 \text{ M}^{-1} \text{ s}^{-1}$, $k_e = 1.6 \times 10^{10} \text{ M}^{-1} \text{ s}^{-1}$).⁴⁵

Fig. 5a shows the impact of NB on quinoline degradation over the range of 0–50 mg L⁻¹. The degradation rate of quinoline substantially declined with NB compared with that without NB. The results imply that $\cdot\text{OH}$ was present in MW-CWPO, which caused quick quinoline removal. Furthermore, the quinoline removal in 18 min was 100% in the absence of NB. However, quinoline degradation was substantially impeded after NB addition and the impact of quinoline degradation was obviously dependent on NB dosage (Fig. 5a). The production of

$\text{O}_2^{\cdot-}$ in the MW-CWPO system, quantified by CT, is shown in Fig. 5b. Quinoline degradation was diminished to different degrees over the range of 0–50 mg L⁻¹, but the impact degrees were less than that for NB. These results show that $\text{O}_2^{\cdot-}$ was present in the MW-CWPO systems, participated in the quinoline degradation, and played a slight role in the quinoline degradation.

Based on the influence of NB and CT on quinoline degradation in supported bimetallic Cu/Ni oxides catalyzing catalytic wet peroxide oxidation under microwave irradiation, it could be concluded that $\cdot\text{OH}$ and $\text{O}_2^{\cdot-}$ were present in the MW-CWPO systems and the relative contribution of these two radicals followed the order: $\cdot\text{OH} > \text{O}_2^{\cdot-}$. Furthermore, quinoline degradation was completely impeded by scavenging $\cdot\text{OH}$, implying that $\text{O}_2^{\cdot-}$ was produced from reactions with the involvement of $\cdot\text{OH}$.⁴⁶ So, a simple mechanism of supported Cu/Ni bimetallic oxides catalyzing MW-assisted CWPO is proposed in Fig. 6.

3.5. Catalytic activity of Cu/Ni-catalyst in repeated runs

In exploring the stability and reusability of the Cu/Ni-catalyst in heterogeneous MW-CWPO, the catalytic reaction was conducted repeatedly six times with the Cu/Ni-catalyst under the standard reaction conditions. As seen in Fig. S6,[†] the activity of the Cu/Ni-



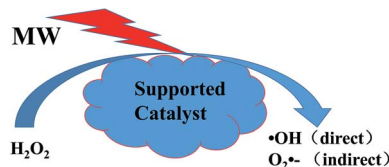


Fig. 6 A simple mechanism of supported Cu/Ni bimetallic oxides catalyzing MW-assisted CWPO.

Table 2 Extent of metal leaching using reused Cu/Ni-catalyst

Cycle number	Leached metal/total metal (%)	
	Cu	Ni
1st run	0.007	0.002
2nd run	0.004	0.0007
3rd run	0.001	0.0003
4th run	—	—
5th run	—	—
6th run	—	—

catalyst decreased gradually on the basis of TOC abatement and H_2O_2 utilization efficiency, probably owing to the leaching of iron from the catalyst surface as determined in the former section (Table 2). However, during the later third runs, TOC removal and H_2O_2 utilization efficiency were similar (Fig. S6[†]), implying that the catalyst may be stable.

Additionally, atomic absorption spectroscopy was utilized to measure whether there were any free Cu and Ni ions in the reaction solution after each reaction. The amount of metal leaching was analyzed after each experimental run (Table 2).

As with the metal Cu and Ni leaching, quinoline mineralization efficiency and H_2O_2 utilization efficiency are reduced in the third experimental run (Fig. S6[†]). This agrees well with previous reports that showed that catalysts were deactivated as a result of the active ingredient leaching.^{47,48} However, dissolved Cu and Ni ions could not be detected from the fourth to sixth runs, and TOC abatement and H_2O_2 utilization efficiency were almost stable (Fig. S6[†]), implying that the Cu/Ni-catalyst was relatively constant in the MW-CWPO. Further work is required to reduce the leaching of the active ingredient from the surface of the Cu/Ni-catalyst and to develop an effective regeneration process.

4. Conclusions

Supported bimetallic Cu/Ni oxides catalyzing heterogeneous MW-CWPO are a future technology for mineralization of organic pollutants with intrinsic advantages over homogeneous wet peroxide oxidation, such as wider initial pH range and higher H_2O_2 utilization efficiency. In the mineralization of aqueous quinoline solution, this heterogeneous MW-CWPO could perform proficiently over an initial pH range from 2.0 to 8.0 accompanied with higher H_2O_2 utilization efficiency than other CWPO processes.

During quinoline mineralization with an initial of pH 7.0, formic acid, acetic acid, oxalic acid, succinic acid, and glycolic acid were produced and instigated the fall of the solution pH to acidic conditions, favorable for high mineralization performance. In order to attain satisfactory mineralization efficiency and H_2O_2 utilization efficiency, the H_2O_2 dosage should be 1.25 times the theoretical value of H_2O_2 usage in mineralization of 100 mg L^{-1} quinoline.

To identify the free radical species, CT and NB were introduced to the MW-CWPO system. Differences between the probes' reactivity and the potential free radical species were perceived, indicating that $\cdot\text{OH}$ was a direct product and $\text{O}_2^{\cdot-}$ was a secondary oxidant produced from $\cdot\text{OH}$ -based reactions. The results of the stability and metal leaching experiments indicated that supported Cu–Ni bimetallic oxides could be applied as a proper catalyst.

5. Conflict of interest statement

The authors declare that there are no conflicts of interest.

Acknowledgements

The present paper was supported by SKLUWRE of HIT (No. 2016DX12 and No. 2013DX09).

References

- 1 Y. Yan, S. Jiang, H. Zhang and X. Zhang, *Chem. Eng. J.*, 2015, **259**, 243–251.
- 2 Y. Yan, X. Wu and H. Zhang, *Sep. Purif. Technol.*, 2016, **171**, 52–61.
- 3 K. M. Valkaj, A. Katovic and S. Zrnecvic, *Ind. Eng. Chem. Res.*, 2011, **50**, 4390–4397.
- 4 K. Huang, Y. Xu, L. Wang and D. Wu, *RSC Adv.*, 2015, **5**, 32795–32803.
- 5 K. Huang, J. Wang, D. Wu and S. Lin, *RSC Adv.*, 2015, **5**, 8455–8462.
- 6 A. Rey, A. B. Hungria, C. J. Duran-Valle, M. Faraldos, A. Bahamonde, J. A. Casas and J. J. Rodriguez, *Appl. Catal., B*, 2016, **181**, 249–259.
- 7 A. S. Albuquerque, M. V. C. Tolentino, J. D. Ardisson, F. C. C. Moura, R. de Mendonça and W. A. A. Macedo, *Ceram. Int.*, 2012, **38**, 2225–2231.
- 8 J. Q. Xu, F. Guo, J. Li, X. Z. Ran and Y. Tang, in *Material Sciences and Technology, Pts 1 & 2*, ed. Y. Li, Trans Tech Publications Ltd, Stafa-Zurich, 2012, vol. 560–561, pp. 869–872.
- 9 T.-L. Lai, J.-Y. Liu, K.-F. Yong, Y.-Y. Shu and C.-B. Wang, *J. Hazard. Mater.*, 2008, **157**, 496–502.
- 10 T.-L. Lai, W.-F. Wang, Y.-Y. Shu, Y.-T. Liu and C.-B. Wang, *J. Mol. Catal. A: Chem.*, 2007, **273**, 303–309.
- 11 A. B. Ahmed, B. Jibril, S. Danwittayakul and J. Dutta, *Appl. Catal., B*, 2014, **156–157**, 456–465.
- 12 B. Zhang, H. You, Z. Yang and F. Wang, *RSC Adv.*, 2016, **6**, 66027–66036.



- 13 V. Homem, A. Alves and L. Santos, *Chem. Eng. J.*, 2013, **220**, 35–44.
- 14 N. Serpone, S. Horikoshi and A. V. Emeline, *J. Photochem. Photobiol., C*, 2010, **11**, 114–131.
- 15 Q.-S. Liu, T. Zheng, P. Wang and Y.-J. Li, *Sep. Sci. Technol.*, 2013, **49**, 68–73.
- 16 Y. J. Wang, H. Y. Zhao, J. X. Gao, G. H. Zhao, Y. G. Zhang and Y. L. Zhang, *J. Phys. Chem. C*, 2012, **116**, 7457–7463.
- 17 H. Iboukhoulef, A. Amrane and H. Kadi, *Environ. Technol.*, 2013, **34**, 853–860.
- 18 G. H. Zhao, B. Y. Lv, Y. Jin and D. M. Li, *Water Environ. Res.*, 2010, **82**, 120–127.
- 19 W. Pan, G. Zhang, T. Zheng and P. Wang, *RSC Adv.*, 2015, **5**, 27043–27051.
- 20 L. Xu and J. Wang, *Environ. Sci. Technol.*, 2012, **46**, 10145–10153.
- 21 N. Masomboon, C. Ratanatamskul and M.-C. Lu, *Environ. Sci. Technol.*, 2009, **43**, 8629–8634.
- 22 K. Fajerwerg, J. N. Foussard, A. Perrard and H. Debellefontaine, *Water Sci. Technol.*, 1997, **35**, 103–110.
- 23 L. Xu and J. Wang, *Appl. Catal., B*, 2012, **123–124**, 117–126.
- 24 B.-h. Tuo, J.-b. Yan, B.-a. Fan, Z.-h. Yang and J.-z. Liu, *Bioresour. Technol.*, 2012, **107**, 55–60.
- 25 J. Jing, J. Feng, W. Li and W. W. Yu, *J. Colloid Interface Sci.*, 2013, **396**, 90–94.
- 26 D. Rameshraj, V. C. Srivastava, J. P. Kushwaha and I. D. Mall, *Chem. Eng. J.*, 2012, **181–182**, 343–351.
- 27 W. Li, Y. Wang and A. Irini, *Chem. Eng. J.*, 2014, **244**, 1–8.
- 28 B. Cornish, L. A. Lawton and P. K. J. Robertson, *Appl. Catal., B*, 2000, **25**, 59–67.
- 29 W. Luo, L. Zhu, N. Wang, H. Tang, M. Cao and Y. She, *Environ. Sci. Technol.*, 2010, **44**, 1786–1791.
- 30 Y. Kojima, T. Fukuta, T. Yamada, M. S. Onyango, E. C. Bernardo, H. Matsuda and K. Yagishita, *Water Res.*, 2005, **39**, 29–36.
- 31 H. C. Li, X. Yu, H. W. Zheng, Y. M. Li, X. H. Wang and M. X. Huo, *RSC Adv.*, 2014, **4**, 7266–7274.
- 32 S. Zhang, Y. Han, L. Wang, Y. Chen and P. Zhang, *Chem. Eng. J.*, 2014, **252**, 141–149.
- 33 A. B. Thomsen and H. H. Kilen, *Water Res.*, 1998, **32**, 3353–3361.
- 34 L. C. Almeida, S. Garcia-Segura, C. Arias, N. Bocchi and E. Brillas, *Chemosphere*, 2012, **89**, 751–758.
- 35 L. Lyu, L. Zhang, Q. Wang, Y. Nie and C. Hu, *Environ. Sci. Technol.*, 2015, **49**, 8639–8647.
- 36 S. G. Schrank, H. J. José, R. F. P. M. Moreira and H. F. Schröder, *Chemosphere*, 2005, **60**, 644–655.
- 37 H. Zhang, X. Ran and X. Wu, *J. Hazard. Mater.*, 2012, **241–242**, 259–266.
- 38 J. L. Wang and L. J. Xu, *Crit. Rev. Environ. Sci. Technol.*, 2012, **42**, 251–325.
- 39 S.-T. Liu, J. Huang, Y. Ye, A.-B. Zhang, L. Pan and X.-G. Chen, *Chem. Eng. J.*, 2013, **215–216**, 586–590.
- 40 N. Li, P. Wang, C. Zuo, H. L. Cao and Q. S. Liu, *Environ. Eng. Sci.*, 2010, **27**, 271–280.
- 41 J. J. Pignatello, E. Oliveros and A. MacKay, *Crit. Rev. Environ. Sci. Technol.*, 2006, **36**, 1–84.
- 42 B. A. Smith, A. L. Teel and R. J. Watts, *Environ. Sci. Technol.*, 2004, **38**, 5465–5469.
- 43 B. A. Smith, A. L. Teel and R. J. Watts, *J. Contam. Hydrol.*, 2006, **85**, 229–246.
- 44 G. M. S. ElShafei, F. Z. Yehia, O. I. H. Dimitry, A. M. Badawi and G. Eshaq, *Appl. Catal., B*, 2010, **99**, 242–247.
- 45 Z. Miao, X. Gu, S. Lu, M. L. Brusseau, N. Yan, Z. Qiu and Q. Sui, *J. Hazard. Mater.*, 2015, **300**, 530–537.
- 46 L. Zhou, W. Song, Z. Q. Chen and G. C. Yin, *Environ. Sci. Technol.*, 2013, **47**, 3833–3839.
- 47 F. Arena, R. Giovenco, T. Torre, A. Venuto and A. Parmaliana, *Appl. Catal., B*, 2003, **45**, 51–62.
- 48 A. Santos, P. Yustos, A. Quintanilla and F. Garcia-Ochoa, *Top. Catal.*, 2005, **33**, 181–192.

