

Cite this: *RSC Adv.*, 2017, 7, 28407

Intramolecular cyclization of *N*-allyl propiolamides: a facile synthetic route to highly substituted γ -lactams (a review)

Somayeh Soleimani-Amiri,^{*a} Esmail Vessally,^{id b} Mirzaagha Babazadeh,^c Akram Hosseinian^d and Ladan Edjlali^c

The development of simple and efficient methods for construction of substituted γ -lactams is an important synthetic goal because such ring skeletons are present in numerous natural compounds that display diverse biological activities. Intramolecular cyclization of *N*-allyl propiolamides is an efficient, economic, and operationally simple strategy for the synthesis of the titled compounds. In the present review we will discuss recent advances in the synthesis of functionalized γ -lactam derivatives from these easily accessible and versatile building blocks with the emphasis on the mechanistic aspects of the reactions.

Received 15th March 2017
Accepted 4th May 2017

DOI: 10.1039/c7ra03075d

rsc.li/rsc-advances

1. Introduction

Needless to say, γ -lactams are at the heart of a number of medicinally and biologically important compounds, as well as a large array of natural products. For instance, brivaracetam **1**, with the brand name Briviact, is an anticonvulsant drug marketed worldwide for the treatment of partial onset seizures.¹ Piracetam **2** (also known as a smart drug) is a nootropic

supplement that has the ability to enhance memory and learning ability. It also used as an adjunctive treatment for myoclonus of cortical origin.² Marizomib **3** is a naturally-occurring salinosporamide, isolated from the marine actinomycete *Salinospora tropica*. This compound is a promising drug candidate for the treatment of multiple myeloma and mantle cell lymphoma.^{3,4} Annosqualine **4**, which has good antibacterial activity, is a natural product isolated from the stems of *Annona squamosa*.^{5,6} Codinaeopsin **5**, which was isolated from an endophytic fungus collected in Costa Rica, has significant antimalarial activity.⁷ This biological activity has made the synthesis of γ -lactams quite attractive, and a large number of straightforward and robust methods for the construction of these cores has been established.⁸⁻¹² More recently, Rivas and

^aDepartment of Chemistry, Karaj Branch, Islamic Azad University, Karaj, Iran. E-mail: s.soleimani@kiau.ac.ir; solesomy@yahoo.com

^bDepartment of Chemistry, Payame Noor University, Tehran, Iran

^cDepartment of Chemistry, Tabriz Branch, Islamic Azad University, Tabriz, Iran

^dDepartment of Engineering Science, College of Engineering, University of Tehran, P. O. Box 11365-4563, Tehran, Iran



Somayeh Soleimani-Amiri was born in Tehran, Iran, in 1975. She received her B.S. degree in Pure Chemistry from Shahid Beheshti University, Tehran, Iran, and her M.S. degree in organic chemistry from Alzahra University, Tehran, Iran, in 2002 under the supervision of Prof. S. H. Abdi Oskooie and Prof. M. M. Heravi. She completed his Ph.D. degree in 2009 under the supervision of

Prof. M. Z. Kassae. Now she is working at Karaj Branch, Islamic Azad University as Assistant Professor. Her research interests include Computational Organic Chemistry, Nano Chemistry, Synthesis of Organic Compounds.



Esmail Vessally was born in Sharabiyan, Sarab, Iran, in 1973. He received his B.S. degree in Pure Chemistry from University of Tabriz, Tabriz, Iran, and his M.S. degree in organic chemistry from Tehran University, Tehran, Iran, in 1999 under the supervision of Prof. H. Pir-elahi. He completed his Ph.D. degree in 2005 under the supervision of Prof. M. Z. Kassae. Now he is working at Payame

Noor University as full Professor of Organic Chemistry. His research interests include Theoretical Organic Chemistry, new methodologies in organic synthesis and spectral studies of organic compounds.



Ling published an interesting review paper that covers most of the recent advances in the synthesis of the titled compounds.¹² However, synthesis of these cores through intramolecular cyclization of simple and easily accessible *N*-allyl propiolamide derivatives was omitted, while this synthetic strategy has recently attracted much attention because of its high efficiency, atom economy, and operational simplicity (Fig. 1).

In connection with our series of review papers on the synthesis of nitrogen based heterocycles from *N*-propargylamine/amide derivatives,^{13–22} we summarize here a variety of protocols for the synthesis of γ -lactam cores from readily accessible *N*-allyl propiolamides. The review is divided into two major sections. The first section focuses exclusively on transition metal-catalyzed cyclization of *N*-allyl propiolamides, while the second covers radical promoted cyclizations. It should be noted that we have not discussed synthesis of indolinones (benzene-fused γ -lactams), since it has recently been described in another publication.¹³



Mirzaagha Babazadeh is Associate Professor of Organic Chemistry in Department of Chemistry at Tabriz Branch, Islamic Azad University, Tabriz, Iran. He was born in Tabriz, Iran, in 1973. He received his B.S. degree in Applied Chemistry (1996) and his M.S. degree in Organic Chemistry from University of Tabriz, Tabriz, Iran (1999) under the supervision of Prof. A. A. Entezami and Prof. H. Namazi.

He completed his Ph.D. degree under the supervision of Prof. K. D. Safa in University of Tabriz, Tabriz, Iran (2005). His research interests focus on organic synthesis, catalyst, polymer, green chemistry, drug delivery systems, organosilicon compounds and nanocomposites.



Akram Hosseinian was born in Ahar, Iran, in 1973. She received her B.S. degree in Pure Chemistry from University of Tehran, Iran, and her M.S. degree in inorganic chemistry from Tarbiat Modares University, Tehran, Iran, in 2000 under the supervision of Prof. A. R. Mahjoub. She completed his Ph.D. degree in 2007 under the supervision of Prof. A. R. Mahjoub. Now she is working at University of Tehran

as Assistant Professor. Her research interests include inorganic and organic synthesis, new methodologies in nano material synthesis.

2. Transition metal-catalyzed cyclizations

2.1 Palladium

Synthesis of γ -lactams *via* Pd-catalyzed intramolecular cyclization of propiolamide derivatives has been the subject of a number of papers. One of the earliest report on this chemistry have been published by Lu and co-workers in 1996. They showed that treatment of *N*-allyl propiolamides **6** with the PdCl₂(PhCN)₂/CuCl₂/LiCl system in acetonitrile directly gave corresponding α -chloromethylene- β -chloromethyl- γ -lactams **7** after 6–40 hours at room temperature (Scheme 1). According to the author proposed mechanism, this transformation proceeded *via* a chloropalladation/oxidative cleavage/insertion sequential process.²³ In a closely related study, the same group found that *N*-(3'-formylallylic)propiolamides **8** were converted to the corresponding α -bromomethylene- β -formylmethyl- γ -lactams **9**, *via* Pd(II)-catalyzed intramolecular cyclization using LiBr as bromide source in HOAc at room temperature (Scheme 2).²⁴

In 2005, Zhu and Zhang described the first PdCl₂-catalyzed *cis*-chloropalladation-cyclization reaction of *N*-allyl propiolamides. Thus, the treatment of 1,6-enyne substrates **10** with 5 mol% of PdCl₂ in HOAc at 50 °C afforded corresponding (*E*)- α -halomethylene- γ -lactams **11** in high isolated yields (Scheme 3a). The mechanism proposed for the formation of γ -lactams **11** involves the key intermediate **A**, which underwent dehalopalladation to produce the cyclized product.²⁵ Subsequently, the same authors extended this chemistry to synthesis of α -phenylmethylene- γ -lactams **13** *via* a beautiful Pd(0)-catalyzed tandem cyclization/Suzuki coupling reaction of *N*-allyl propiolamides **12** with phenylboronic acid.²⁶ Several catalysts, bases and solvents were tested, and the system Pd(PPh₃)₄/KF/toluene was found to be superior.²⁷ Under optimized conditions, the reaction tolerates both aryl and alkyl substituted internal propiolamides and gave the corresponding lactams **13** in high yields (Scheme 3b).



Ladan Edjlali was born in Tabriz, Iran, in 1960. She received her B.S. degree in Applied Chemistry from University of Tabriz, Iran, and her M.S. degree in organic chemistry from University of Tabriz, Tabriz, Iran, in 1993 under the supervision of Prof. Y. Mirzaei. She completed his Ph.D. degree in 2000 under the supervision of Prof. Y. Mirzaei and Prof. S. M. Golabi. Now, she is working at

Islamic Azad University, Tabriz Branch as Associate Professor. Her research interests include organic synthesis and new methodologies in organic synthesis.



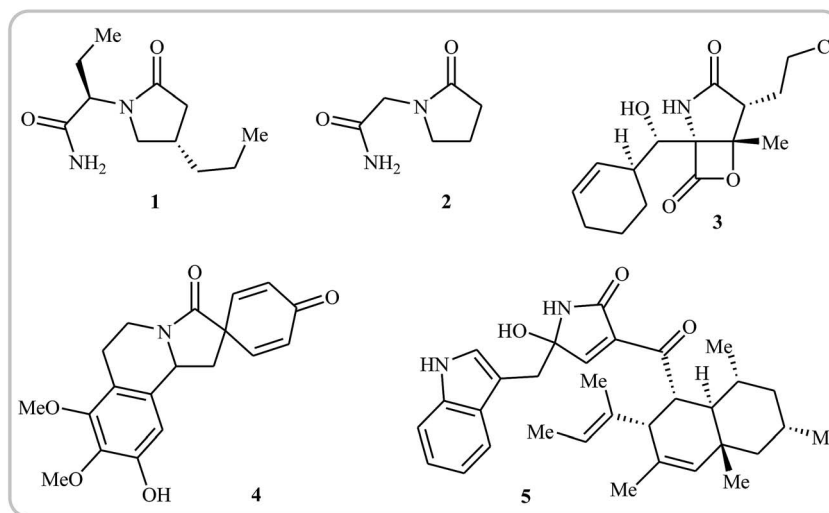
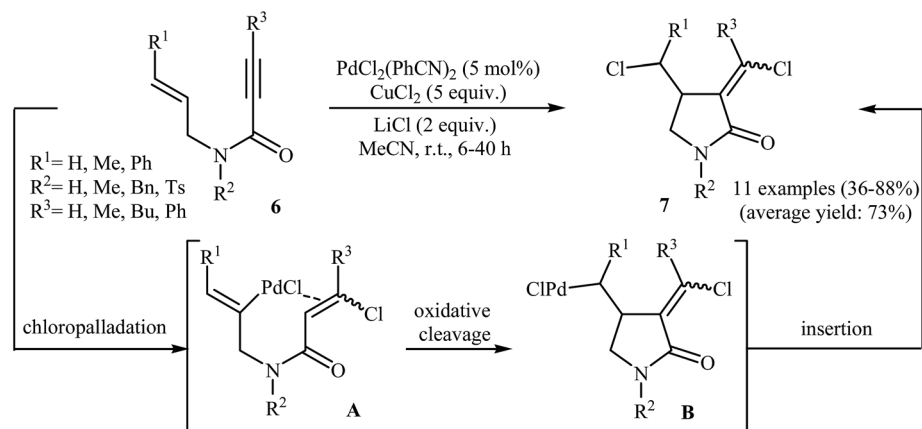
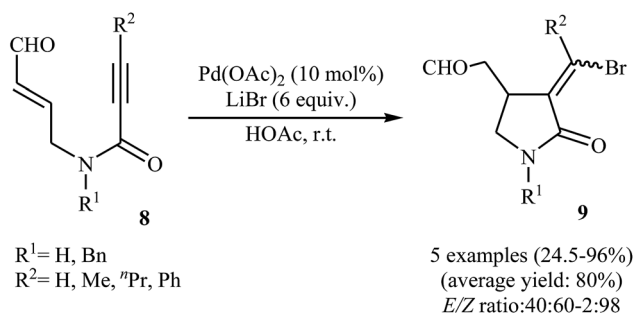


Fig. 1 Selected examples of bioactive γ -lactams.



Scheme 1 Lu's synthesis of α -chloromethylene- β -chloromethyl- γ -lactams **7**.



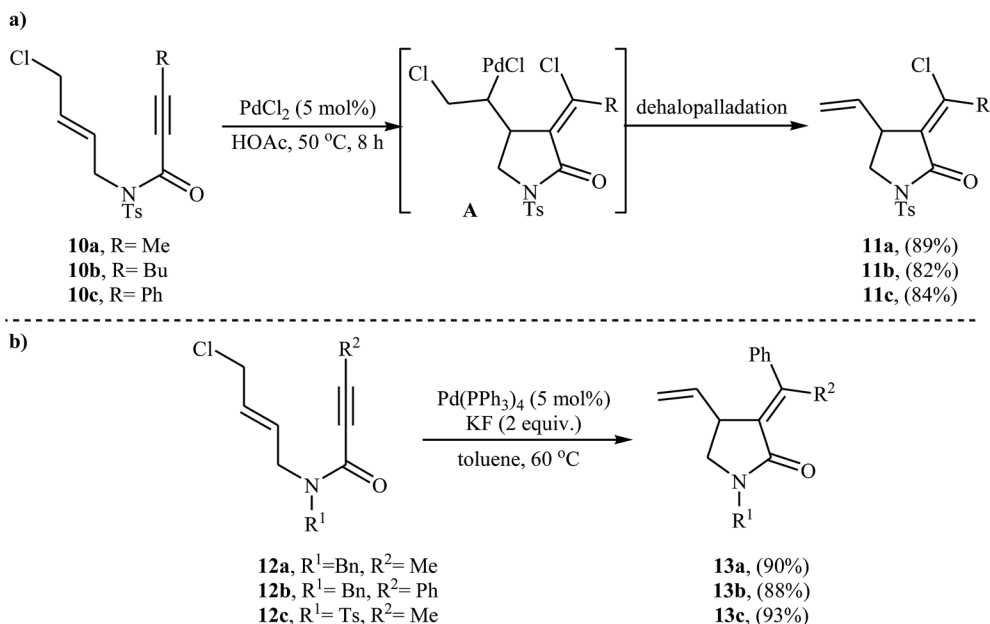
Scheme 2 Pd(II)-catalyzed cyclization of *N*-(3'-formylallylic)propiolamides **8** reported by Lu.

Shortly afterward, the group of Lu successfully synthesized a series of (*Z*)- α -alkylidene- γ -butyrolactams **15** from corresponding (*Z*)-*N*-allyl propiolamides **14** in good yields, as a single isomer, using 5 mol% of Pd(OAc)₂ as catalyst, and 7.5 mol% of bpy as ligand in acetic acid (Scheme 4). Mechanistically, the reaction proceeded *via* a coordination/intramolecular insertion/

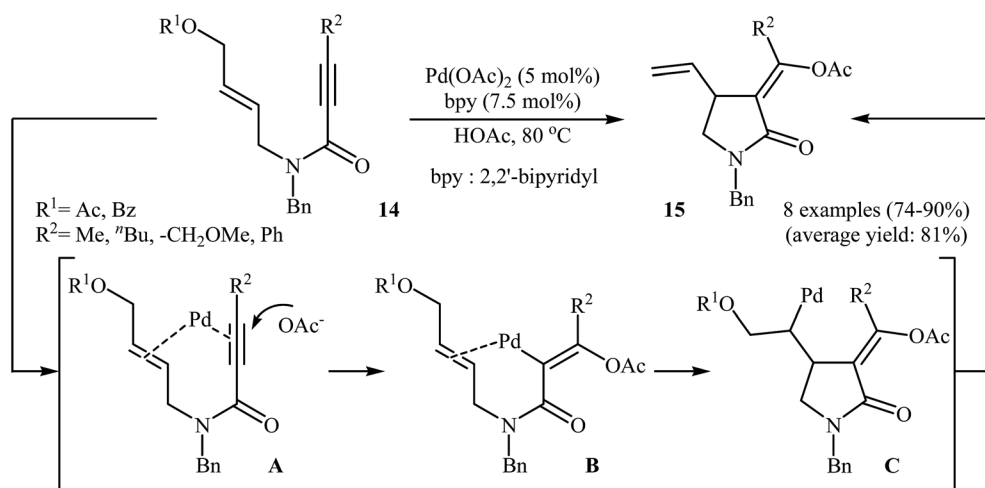
trans-acetoxy-palladation/ β -heteroatom elimination sequential process. The author found that when the reaction was carried out in the presence of chiral nitrogen-containing ligands, an asymmetric version of this protocol with moderate enantioselectivity was established.²⁸

In 2010, the same group reported an elegant approach for the synthesis of α -alkylidene- β -hydroxy- γ -lactams **18** *via* Pd(II)-catalyzed cascade reaction of propiolamides **16** and arylboronic acids **17**. The optimum conditions for this reaction utilize Pd(OAc)₂ as the catalyst, bpy as ligand and DCE/H₂O (20 : 1) as solvent. Under optimized conditions, the reaction tolerates both terminal and alkyl substituted propiolamides and gave corresponding γ -lactams **18** in moderate to excellent yields, but extension of the reaction to aryl substituted alkynes and *N*-arylpropiolamides was failed (Scheme 5). The postulated reaction mechanism is displayed in Scheme 6. The reaction starts with *in situ* generation of bpyPd(OAc)₂ by reaction between the Pd(OAc)₂ and bpy. Its reaction with arylboronic acid **17** leads to an arylpalladium species **A** that, after coordination with the triple bond and the carbonyl group of substrate **16**, affords





Scheme 3 (a) PdCl₂-catalyzed *cis*-chloropalladation-cyclization of *N*-allyl propiolamides **10**; (b) Pd(0)-catalyzed tandem cyclization/Suzuki coupling reaction of *N*-allyl propiolamides **12** with phenylboronic acid.



Scheme 4 Pd(II)-catalyzed asymmetric synthesis of (*Z*)- α -alkylidene- γ -butyrolactams **15** from corresponding (*Z*)-*N*-allyl propiolamides **14**.

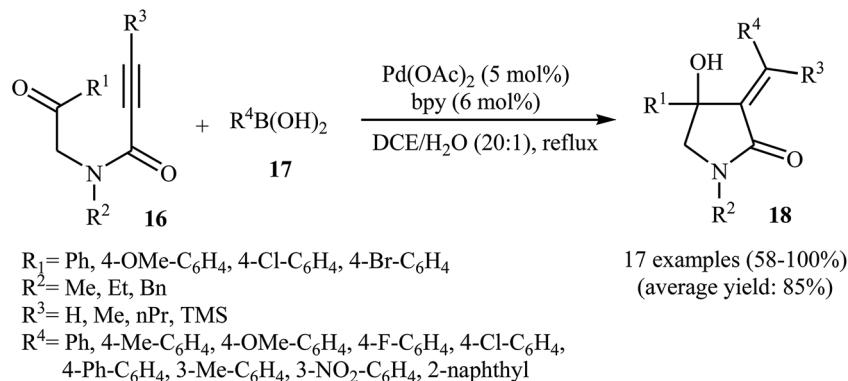
intermediate **B**. The insertion of the triple bond to arylpalladium species in **B** furnishes vinylpalladium intermediate **C**. Next, an intramolecular 1,2-addition of the vinylpalladium species to the carbonyl group in **C** takes place to form intermediate **D** which finally furnishes the final product **18** by a rapid protodemetalation and regeneration of the palladium(II) species.²⁹

Inspired by these works, Peng and Liu reported a beautiful palladium(II)-catalyzed tandem fluorination and cyclization of *N*-allyl propiolamides **19** to prepare α -fluoromethylene γ -lactams **20**. It was found that upon treatment with *N*-fluorobenzenesulfonimide (NSFI) as fluorinating reagent, Pd(TFA)₂/BC as catalytic system and isopropyl alcohol and 4-nitrophenol as additives, *N*-allyl propiolamides **19** could be converted into

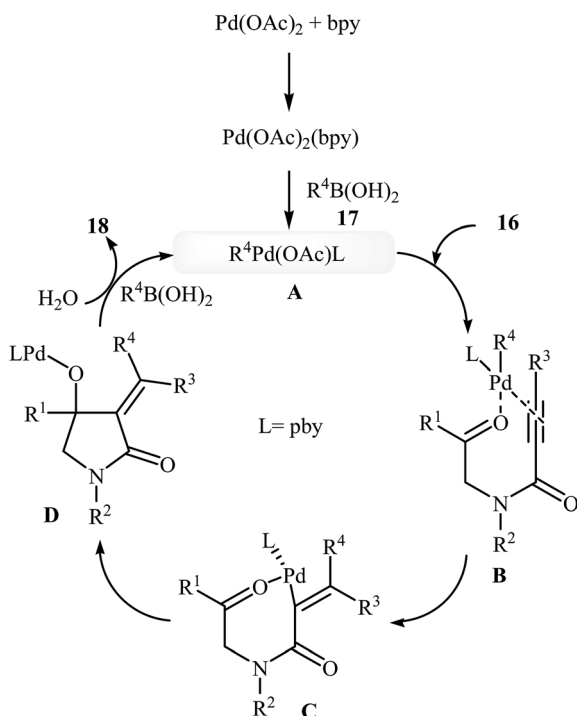
the corresponding fluorinated γ -lactams **20** in moderate to good yields and high (*E*)-selectivity (Scheme 7). However, substrates bearing alkyl groups in the alkyne terminus failed to participate in the reaction. The results also demonstrated that the substrates with disubstituted alkene afforded only trace of γ -lactams.³⁰

An interesting domino procedure for the synthesis of 3-azabicyclo[3.1.0]hexan-2-ones **22** from *N*-allyl propiolamides **21** through a 5-*exo*-trig cyclization and S_N2 C–O formation process, in which three new C–C bonds are formed, was developed by Tse and co-workers. The reaction was performed in the presence of Pd(OAc)₂/PhI(OAc)₂ combination as catalytic system in acetic acid and resulted in the formation of desired products **22** in good yields (Scheme 8a).³¹ In a closely related investigation, the





Scheme 5 Synthesis of α -alkylidene- β -hydroxy- γ -lactams **3** via Pd(II)-catalyzed annulation of propiolamides **16** with arylboronic acids **17**.



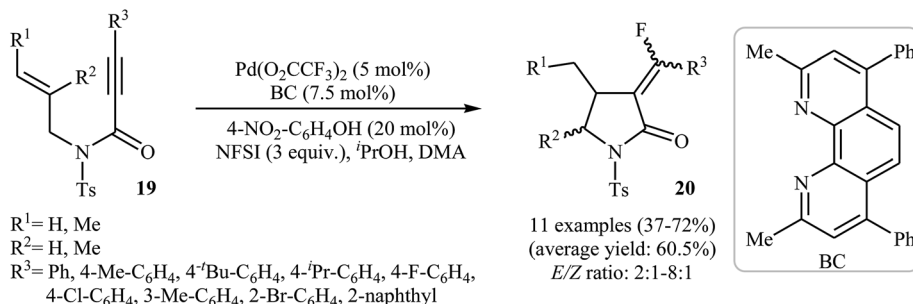
Scheme 6 Mechanism that accounts for the formation of **18**.

group of Welsch reported the cyclization of a series of Ugi-adducts **23** to construction of bicyclic lactams **24** employing Pd(OAc)₂/PhI(OAc)₂/bipy as catalytic system in HOAc. The 3-aza-

bicyclo[3.1.0]hexan-2-ones **24** were formed with low to moderate yields (Scheme 8b). Unexpectedly, the authors did not notice any yield improvement when microwave irradiation was applied.³²

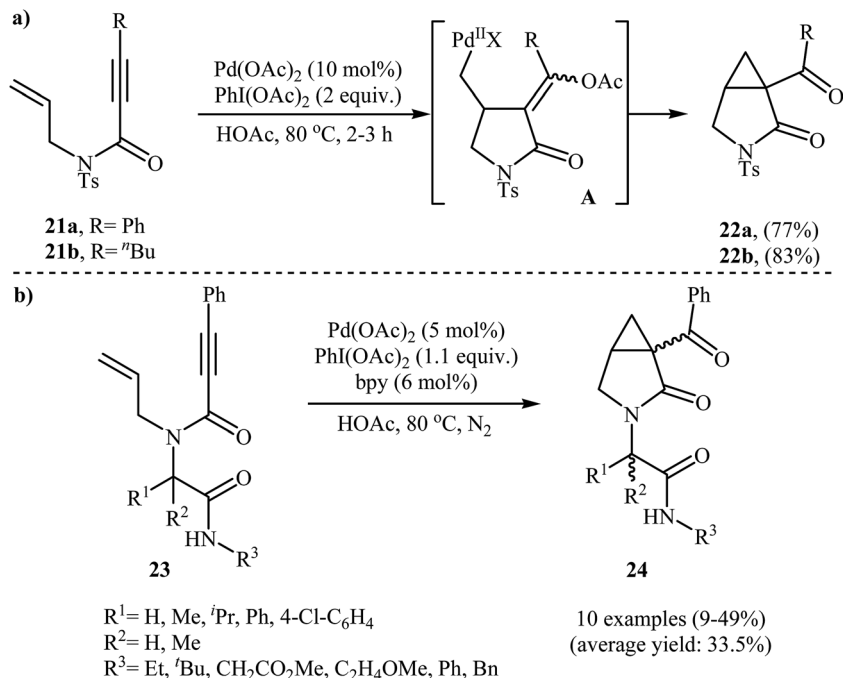
2.2 Rhodium

In 2002, the group of Zhang have shown that a commercially available Rh(I) catalyst [Rh(cod)Cl]₂ could be used in combination with BINAP (2,2'-bis(diphenylphosphino)-1,1'-binaphthyl) and AgSbF₆ to transform *N*-allyl propiolamides **25** into functionalized γ -lactams **26** (Scheme 9a). This enantioselective cycloisomerization proved to be highly efficient (82–96%) and allows general and practical access to a variety of functionalized γ -lactams under very mild reaction conditions. The excellent ee value (up to 99%) obtained in these reactions was especially remarkable. These results are consistent with a mechanism proceeding by the coordination of *N*-allyl propiolamides **25** with a Rh(I) species to form intermediate **A**, followed by an intramolecular oxidative cyclization to form metallacyclopentane **B**. The Rh-H species **C** would be formed *via* β -H elimination of the metallacyclopentane **B**. The reductive elimination of this Rh-H species **C** would then give products **26** and generate Rh(I) species (Scheme 9b).³³ Interestingly, when *N*-allyl propiolamides **27** having a halogen on the allylic terminus were subjected to cyclizations, another type of Rh(I)-catalyzed ene reaction was observed. In these cases an unusual intramolecular halogen shift happened to give α -halomethylene- γ -butyrolactones **28** as product (Scheme 10).^{34–36}

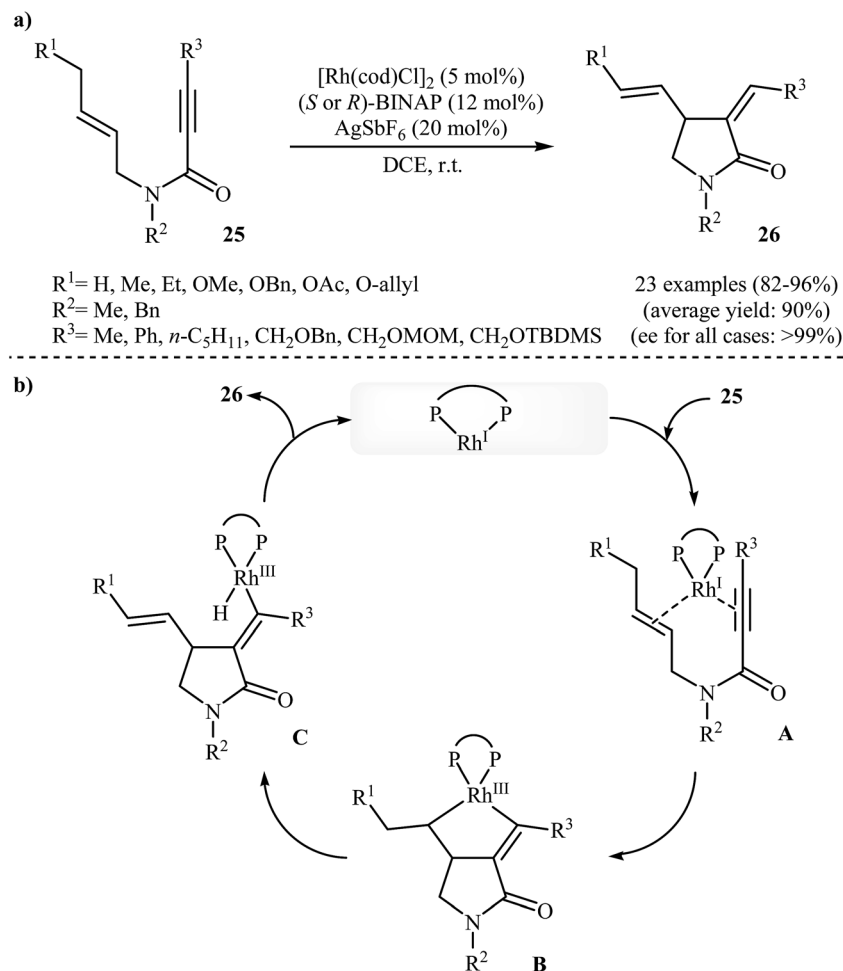


Scheme 7 Pd(II)-catalyzed tandem fluorination and cyclization of *N*-allyl propiolamides **19** developed by Liu.



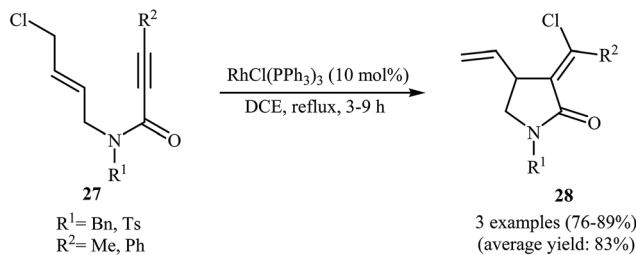


Scheme 8 (a) Tse's synthesis of 3-aza-bicyclo[3.1.0]hexan-2-ones **22**; (b) synthesis of bicyclic lactams **24** from Ugi-adducts **23**.



Scheme 9 (a) Enantioselective Rh-catalyzed cycloisomerization of propiolamides **25** into γ -actams **26**; (b) plausible mechanism for the formation of **26**.





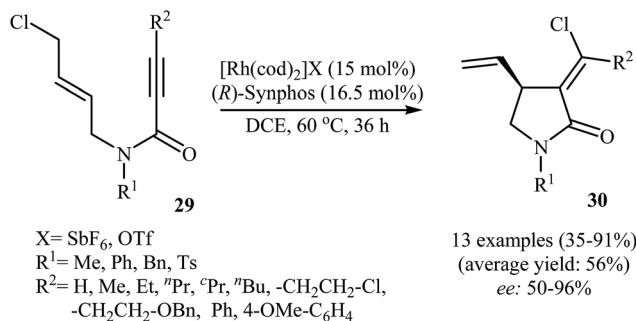
Scheme 10 Rh(II)-catalyzed cycloisomerization of *N*-allyl propiolamides **27** with an intramolecular halogen shift.

In 2012, Zhang and Ratovelomanana-Vidal along with their co-workers were able to demonstrate that a cationic Rh-Synphos catalyst can efficiently catalyze the cycloisomerization of *N*-allyl propiolamides **29** with an intramolecular halogen shift to the corresponding enantiomerically enriched α -chloromethylene- γ -butyrolactams **30** in moderate to high yields and good to very high enantiomeric excesses (Scheme 11). The reaction showed good functional group tolerance and could be applied for synthesis of various functionalized γ -lactams with potential biological activities.³⁷

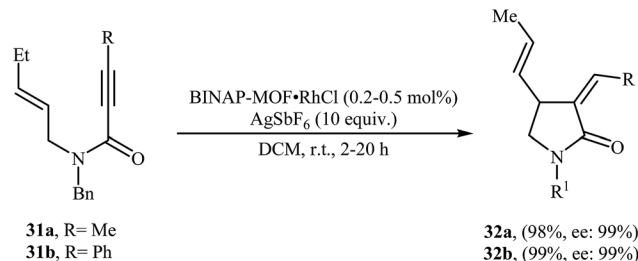
Recently, Lin and co-workers have described the synthesis of BINAP-based metal-organic framework BINAP-MOF (formula $\text{Zr}_6(\text{OH})_4\text{O}_4(\text{L})_6$) *via* a solvothermal reaction between 4,4'-bis(4-carboxyphenylethynyl)BINAP ($\text{H}_2\text{L1}$), ZrCl_4 , and trifluoroacetic acid in DMF, which can be metalated with rhodium complex $[\text{Rh}(\text{nbd})\text{Cl}]_2$ to provide highly active and enantioselective single-site catalyst BINAP-MOF RhCl for the asymmetric Alder-ene cycloisomerization reactions of *N*-allyl propiolamides **31** to provide the corresponding γ -lactams **32** in excellent yields and outstanding enantioselectivity (Scheme 12).³⁸

2.3 Gold

In 2009, the group of Kang and Chung demonstrated for the first time the usefulness of gold catalysts for the cycloisomerization reaction of *N*-allyl propiolamides. Thus, in the presence of 5 mol% of $[\text{Au}(\text{PPh}_3)]\text{SbF}_6$ in dichloromethane at room temperature, *N*-allyl propiolamides **33** undergo rapid intramolecular cycloisomerization to give the corresponding aza-bicyclo[3.2.0]hept-6-en-2-ones **34** in good to high yields



Scheme 11 Enantioselective Rh-catalyzed synthesis of α -chloromethylene- γ -butyrolactams **30** from *N*-allyl propiolamides **29**.



Scheme 12 Lin's synthesis of γ -lactams **32**.

(Scheme 13a). The mechanism of this cyclization was proposed based on density functional theory (DFT) calculations, determining that the reaction proceeds *via* tandem formal [2 + 2] cycloaddition/skeletal rearrangement.³⁹ Curiously, when the reaction was carried out under air atmosphere in 2,2,2-trifluoroethanol, the tricarbonyl compounds **35** were obtained in yields ranging from 41 to 86% instead of the desired bicyclic γ -lactam products (Scheme 13b).⁴⁰

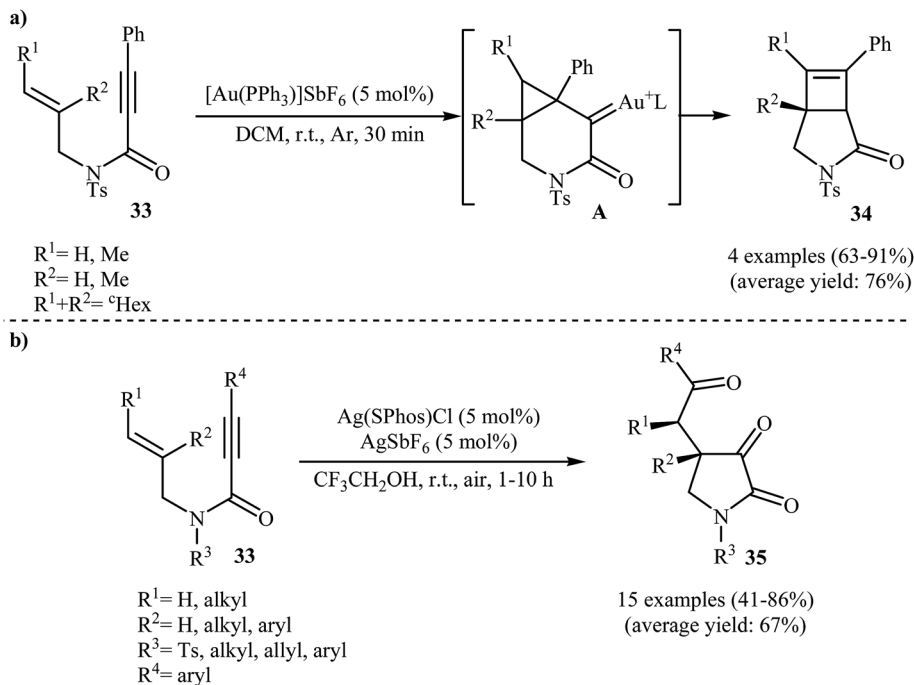
In 2011, Qian and Zhang published an efficient protocol for the synthesis of 3-aza bicyclo[3.1.0]hexan-2-ones **37** *via* gold(I)-catalyzed intramolecular oxidation-cyclopropanation sequence of *N*-allyl propiolamides **36** (Scheme 14a). Thus, the optimized reactions revealed that the optimum condition for this reaction was the combination of $[\text{IPrAuCl}]$ (5 mol%) and AgNTf_2 (5 mol%) as catalytic system, 4-acetyl-pyridine *N*-oxide (2.0 equiv.) as external oxidant, and MsOH (1.2 equiv.) as additive using DCM as the solvent, at 60 °C. Under optimized conditions, the reaction tolerated aryl substituted internal *N*-propargylamines **36** and gave final products **37** in moderate to high yields. However, the reaction fails for substrates bearing alkyl groups in the alkyne terminus. The author proposed mechanistic pathway for this reaction starts with the formation of π -complex **A** from the enyne **36** and gold species, followed by its oxidation by 4-acetyl-pyridine *N*-oxide to give α -oxo gold carbenoid **B**. Finally, an intramolecular cyclopropanation of intermediate **B** leads to the observed γ -lactams **37** (Scheme 14b).⁴¹

In a closely related study, Yeom and Shin also found that terminal *N*-allyl propiolamides **38** were converted to the corresponding cyclopropane-fused γ -lactams **39** *via* Au(I)-catalyzed oxidative cyclopropanation using $[\text{Au}(\text{SPhos})\text{Cl}]/\text{AgNTf}_2$ combination as catalytic system and diphenyl sulfoxide as an oxidant in 1,2-dichloroethane at 60 °C (Scheme 15).⁴²

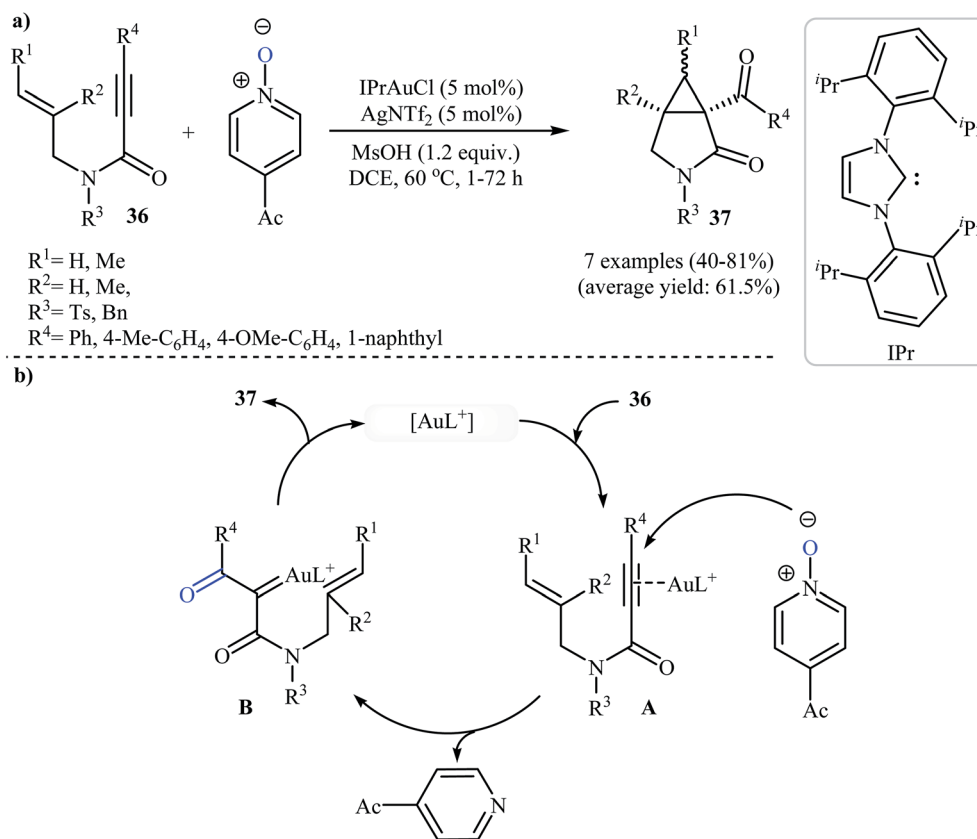
2.4 Silver

In 2013, Shin and co-workers have established a novel method for the preparation of Alder-ene-type 1,4-dienes. Thus in 1,2-dichloroethane, a AgNTf_2 -catalyzed cycloisomerization of *N*-allyl propiolamides **40** furnished 5-*exo*-dig 1,4-diene products **41** in good to excellent yields (Scheme 16). Other silver catalysts such as AgSbF_6 , AgOTf , and AgBF_4 were also found to promote the reaction, however, in lower yields. The authors claimed that the presence of C(5) carbonyl group in combination with Ag salts is essential for the selective formation of 5-*exo*-dig products.⁴³ Interestingly, when the reaction was carried out in the



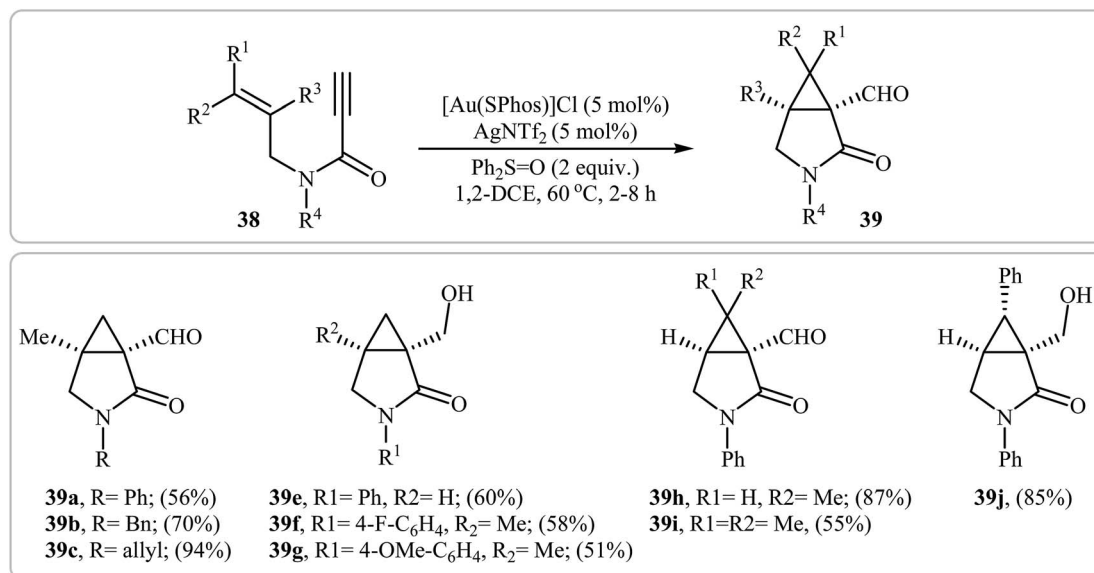


Scheme 13 (a) Au(I)-catalyzed cycloisomerization reaction of *N*-allyl propiolamides **33** to corresponding aza-bicyclo[3.2.0]hept-6-en-2-ones **34**; (b) Synthesis of tricarboxyl compounds **35** through Au-catalyzed cyclization of *N*-allyl propiolamides **33** under air atmosphere.

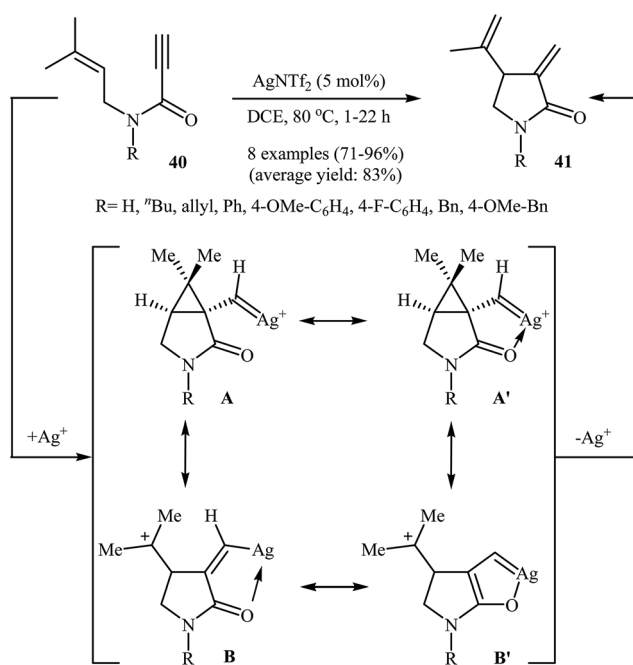


Scheme 14 (a) Synthesis of 3-aza-bicyclo[3.1.0]hexan-2-ones **37** via Au-catalyzed oxidative cyclopropanations of *N*-allyl propiolamides **36** with pyridine *N*-oxide; (b) mechanistic proposal for the reaction in (a).





Scheme 15 Synthesis of cyclopropane-fused γ -lactams **39** via Au(I)-catalyzed oxidative cyclopropanations of *N*-allyl propiolamides **38** with diphenyl sulfoxide.



Scheme 16 Ag(I)-catalyzed cycloisomerization of *N*-allyl propiolamides **40**.

presence of an Au(I) catalyst, the 6-*endo*-dig mode is preferred over 5-*exo*-dig.⁴⁴

2.5 Copper

Copper-catalyzed cyclization of *N*-allyl propiolamides into γ -lactams has been scarcely studied; in fact, only one example of such a reaction was reported in the literature. In 2017, Bai and Zhu along with their co-workers have demonstrated the

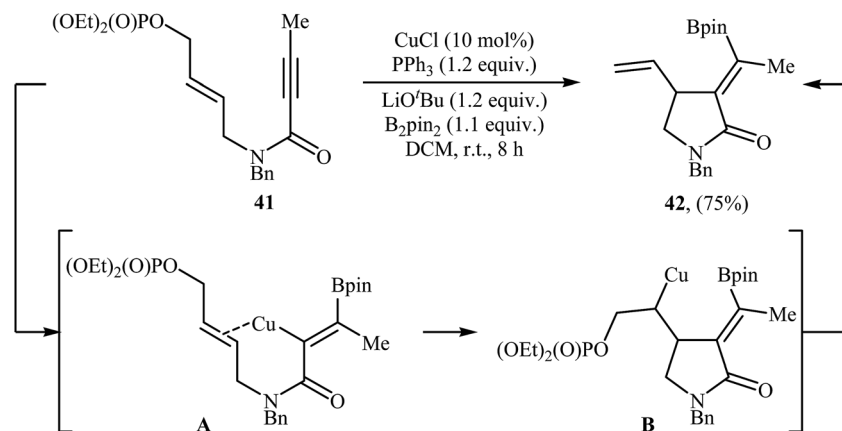
formation of α -alkylidene- γ -lactam **42** by room temperature CuCl/PPh₃-catalyzed borylative cyclization of 1,6-enynyl phosphate **41** with B₂Pin₂ as the borylation reagent (Scheme 17). Among the various solvents like THF, DMF, 1,4-dioxane, toluene, DCM, DCE, MeCN; DCM was the most efficient for this borylative cyclization. As shown in Scheme 1, the reaction starts with the formation of an alkenylcopper intermediate **A** via addition of the *in situ* generated borylcopper species (CuBpin) to the C–C triple bond of **41**, followed by addition of the alkenyl C–Cu bond to the intramolecular C–C double bond to generate alkenylcopper species **B**. Finally, a β -elimination step leads to the final product.⁴⁵

3. Radical mediated cyclizations

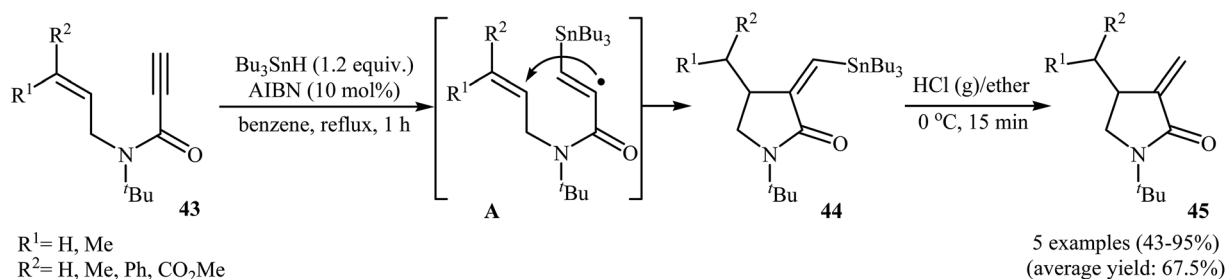
Synthesis of γ -lactams through radical mediated cyclization of propiolamide derivatives have been rarely studied. The earliest report on this chemistry have been published by Lee and Kang in 1993. They showed that treatment of *N*-allyl propiolamides **43** with 1.2 equiv. of Bu₃SnH and 10 mol% of AIBN in refluxing benzene gave α -stannylmethylene γ -lactams **44** via 5-*exo* cyclization of (α -aminocarbonyl- β -stannyl)viny radicals **A** that formed by the addition of stannyl radicals to the propiolamides triple bonds. The following destannylation reactions using HCl/ether system afforded moderate to excellent yields of corresponding α -methylene γ -lactams **45** (Scheme 18).⁴⁶ One main difference between this procedure and metal catalyzed reactions is that this protocol gives the products that having one C–C double bond in their structures while the latter affords the lactam derivatives that having two C–C double bond in their structures (compare Schemes 16 and 18).

Fifteen years later, Feray and Bertrand reported the use of dialkylzinc mediated atom-transfer radical addition cyclization of *N,N*-diallylpropiolamides **46** into α -alkylidene- γ -lactams **48**.

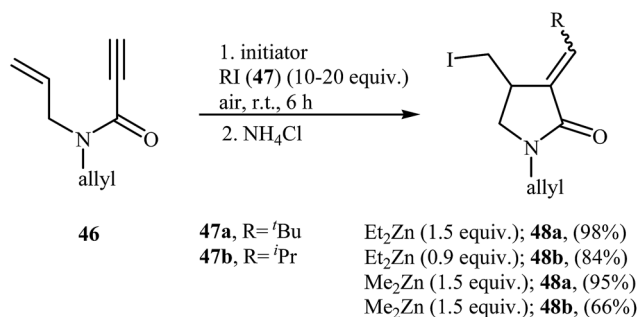




Scheme 17 Cu(I)-catalyzed cyclization of 1,6-enynyl phosphate **41** reported by Bai and Zhu.



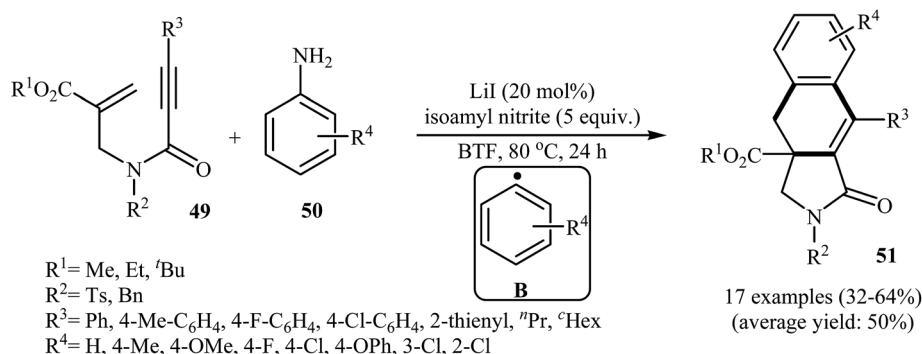
Scheme 18 Radical mediated synthesis of α -methylene γ -lactams **45** from *N*-allyl propiolamides **43**.



Scheme 19 Bertrand's synthesis of α -alkylidene- γ -lactams **48**.

Good to excellent isolated yields of γ -lactams **48** were obtained when propiolamides **46** was treated with either diethyl or dimethylzinc in the presence of alkyl iodides **47** and oxygen at room temperature (Scheme 19).⁴⁷

More recently, an interesting cascade radical cyclization of *N*-allyl propiolamides **49** toward the synthesis of polycyclic γ -lactams **51** was reported by Studer *et al.* Thus, the reaction of *N*-allyl propiolamides **49** with aryl radicals **B**, generated *in situ* from commercially available anilines **50**, in benzotrifluoride afforded biologically important γ -lactams **51** in moderate yields (Scheme 20). The cyclization shows good functional group tolerance, including methoxy, chloro, fluoro, and ester



Scheme 20 Construction of polycyclic γ -lactams **51** via cascade radical cyclization of *N*-allyl propiolamides **49**.



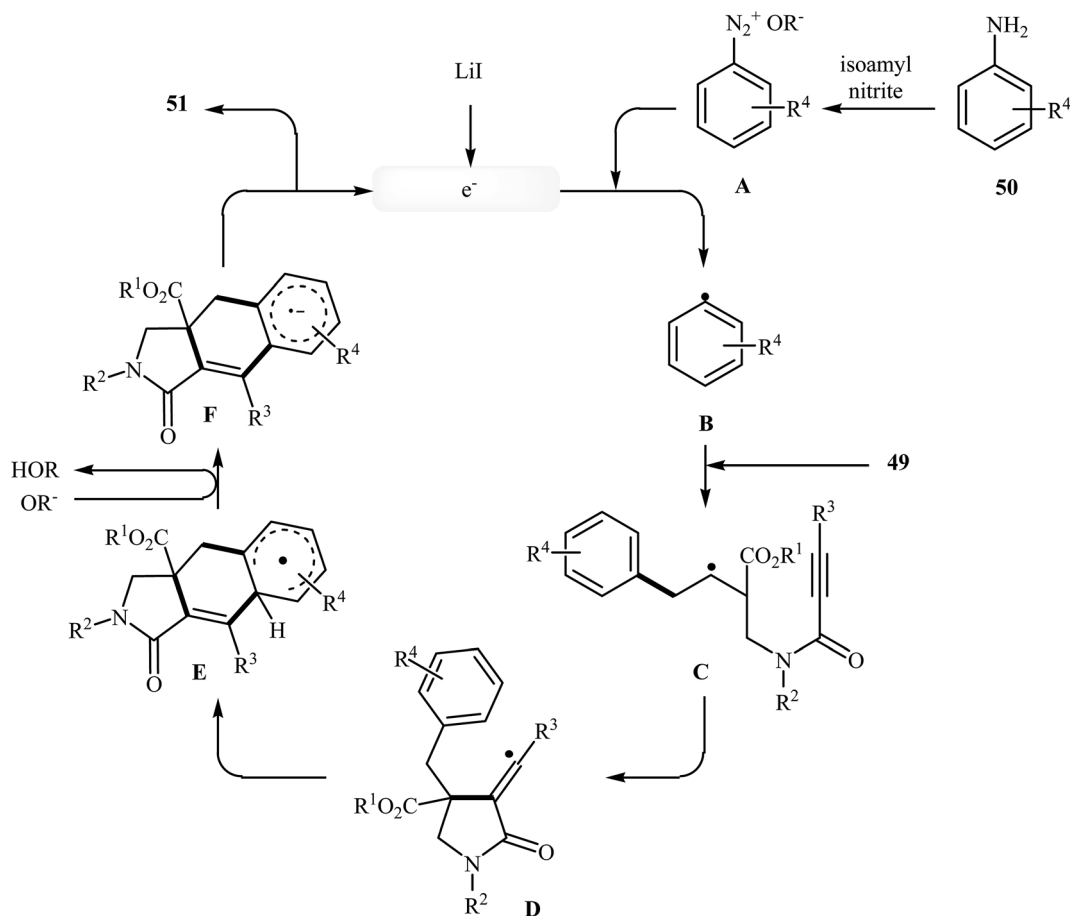


Fig. 2 Mechanistic proposal for the formation of 51.

functionalities. It is noted that the strategy could be efficiently extended to the synthesis of polycyclic pyrrole and γ -butyrolactone derivatives. The mechanism shown in Fig. 2 is proposed for this transformation. It consists of the following key steps: (i) initial formation of diazonium salt **A** via reaction of aniline **50** with isoamyl nitrite; (ii) interaction of **A** with LiI to afford the aryl radical **B**; (iii) chemoselective radical addition of **B** to the activated alkene of *N*-allyl propiolamides **49** to give tertiary alkyl radical **C**; (iv) 5-*exo* cyclization of radical **C** leading to vinyl radical **D**; (v) intramolecular cyclization of radical **D** onto the arene produces the cyclohexadienyl radical **E**; (vi) deprotonation of **E** with alcoholate derived from isoamyl nitrite to afford arene radical anion **F**; and (vii) oxidation by liberating an electron gives polycyclic γ -lactam product **51**.⁴⁸

4. Conclusion

γ -Lactams are at the heart of a number of natural products and synthetic pharmaceuticals that display an impressive variety of biological properties including antibacterial, antimicrobial, anticonvulsant, antidepressant, anti-inflammatory, antitumor, antimalarial, and antidiabetic properties. Several commercially available drugs, including brivaracetam, piracetam, levetiracetam, oxiracetam, seletiracetam, aniracetam, and

phenylpiracetam are derived from γ -lactam-core entities. This biological activity has made the synthesis of γ -lactams quite attractive, and a large number of straightforward and robust methods for the construction of these cores established. In modern organic synthesis, intramolecular cyclization reactions are particularly important tools allowing the generation of at least one cycle in a single step with high atom economy, cost efficiency, and operational simplicity. As illustrated, the intramolecular cyclization of easily available *N*-allyl propiolamides into γ -lactam derivatives has gained a great deal of interest in recent years as useful alternative procedures. High atom and step economy, simplicity of operation, and good yields are the salient features of these reactions. Hopefully, this procedure will be employed in the synthesis of biologically important and complex natural γ -lactam-based compounds in future studies.

Acknowledgements

The authors gratefully thank to Dr Ahmadreza Bekhradnia for his useful comments and suggestions to improve our paper.

References

- 1 P. von Rosenstiel, *Neurotherapeutics*, 2007, **4**, 84–87.



- 2 B. Winblad, *CNS Drug Rev.*, 2005, **11**, 169–182.
- 3 M. Nett, T. A. Gulder, A. J. Kale, C. C. Hughes and B. S. Moore, *J. Med. Chem.*, 2009, **52**, 6163–6167.
- 4 D. Chauhan, L. Catley, G. Li, K. Podar, T. Hideshima, M. Velankar, C. Mitsiades, N. Mitsiades, H. Yasui and A. Letai, *Cancer Cell*, 2005, **8**, 407–419.
- 5 Y. L. Yang, F. R. Chang and Y. C. Wu, *Helv. Chim. Acta*, 2004, **87**, 1392–1399.
- 6 H. Shigehisa, J. Takayama and T. Honda, *Tetrahedron Lett.*, 2006, **47**, 7301–7306.
- 7 R. Kontnik and J. Clardy, *Org. Lett.*, 2008, **10**, 4149–4151.
- 8 A. Lebedev, *Chem. Heterocycl. Compd.*, 2007, **43**, 673–684.
- 9 G. Martelli, M. Orena and S. Rinaldi, *Curr. Org. Chem.*, 2014, **18**, 1373–1481.
- 10 A. Albrecht, L. Albrecht and T. Janecki, *Eur. J. Org. Chem.*, 2011, 2747–2766.
- 11 J. Caruano, G. Muccioli and R. Robiette, *Org. Biomol. Chem.*, 2016, **14**, 10134–10156.
- 12 F. Rivas and T. Ling, *Org. Prep. Proced. Int.*, 2016, **48**, 254–295.
- 13 E. Vessally, R. Hosseinzadeh-Khanmiri, E. Ghorbani-Kalhor, M. Es'haghi and A. Bekhradnia, *RSC Adv.*, 2017, **7**, 19061–19072.
- 14 E. Vessally, A. Bekhradnia, A. Hosseinian, M. Sobati and S. Arshadi, *J. CO2 Util.*, 2017, **19**, 120–129.
- 15 E. Vessally, A. Hosseinian, L. Edjlali, R. Hosseinzadeh-Khanmir and E. Ghorbani-Kalhor, *Beilstein J. Org. Chem.*, 2017, **13**, 625–638.
- 16 S. Arshadi, E. Vessally, L. Edjlali, E. Ghorbani-Kalhor and R. Hosseinzadeh-Khanmir, *RSC Adv.*, 2017, **7**, 13198–13211.
- 17 E. Vessally, A. Hosseinian, L. Edjlali, A. Bekhradnia and M. D. Esrafil, *Curr. Org. Synth.*, 2017, **14**, 557–567.
- 18 E. Vessally, S. Soleimani-Amiri, A. Hosseinian, L. Edjlali and A. Bekhradnia, *RSC Adv.*, 2017, **7**, 7079–7091.
- 19 E. Vessally, A. Hosseinian, L. Edjlali, A. Bekhradnia and M. D. Esrafil, *RSC Adv.*, 2016, **6**, 99781–99793.
- 20 E. Vessally, L. Edjlali, A. Hosseinian, A. Bekhradnia and M. D. Esrafil, *RSC Adv.*, 2016, **6**, 49730–49746.
- 21 E. Vessally, A. Hosseinian, L. Edjlali, A. Bekhradnia and M. D. Esrafil, *RSC Adv.*, 2016, **6**, 71662–71675.
- 22 (a) E. Vessally, *RSC Adv.*, 2016, **6**, 18619–18631; (b) E. Vessally and M. Abdoli, *J. Iran. Chem. Soc.*, 2016, **13**, 1235–1256; (c) E. Vessally, H. Saeidian, A. Hosseinian, L. Edjlali and A. Bekhradnia, *Curr. Org. Chem.*, 2017, **21**, 249–271.
- 23 H. Jiang, S. Ma, G. Zhu and X. Lu, *Tetrahedron*, 1996, **52**, 10945–10954.
- 24 X. Xie and X. Lu, *Synlett*, 2000, 707–709.
- 25 G. Zhu and Z. Zhang, *J. Org. Chem.*, 2005, **70**, 3339–3341.
- 26 G. Zhu, X. Tong, J. Cheng, Y. Sun, D. Li and Z. Zhang, *J. Org. Chem.*, 2005, **70**, 1712–1717.
- 27 G. Zhu and Z. Zhang, *Org. Lett.*, 2003, **5**, 3645–3648.
- 28 W. Xu, A. Kong and X. Lu, *J. Org. Chem.*, 2006, **71**, 3854–3858.
- 29 H. Wang, H. Xiuling and X. Lu, *Tetrahedron*, 2010, **66**, 9129–9134.
- 30 H. Peng and G. Liu, *Org. Lett.*, 2011, **13**, 772–775.
- 31 X. Tong, M. Beller and M. K. Tse, *J. Am. Chem. Soc.*, 2007, **129**, 4906–4907.
- 32 S. J. Welsch, M. Umkehrer, G. Ross, J. Kolb, C. Burdack and L. A. Wessjohann, *Tetrahedron Lett.*, 2011, **52**, 6295–6297.
- 33 A. Lei, J. P. Waldkirch, M. He and X. Zhang, *Angew. Chem., Int. Ed.*, 2002, **41**, 4526–4529.
- 34 X. Tong, Z. Zhang and X. Zhang, *J. Am. Chem. Soc.*, 2003, **125**, 6370–6371.
- 35 X. Tong, D. Li, Z. Zhang and X. Zhang, *J. Am. Chem. Soc.*, 2004, **126**, 7601–7607.
- 36 J. Wang, X. Xie, F. Ma, Z. Peng, L. Zhang and Z. Zhang, *Tetrahedron*, 2010, **66**, 4212–4217.
- 37 O. Jackowski, J. Wang, X. Xie, T. Ayad, Z. Zhang and V. Ratovelomanana-Vidal, *Org. Lett.*, 2012, **14**, 4006–4009.
- 38 T. Sawano, N. C. Thacker, Z. Lin, A. R. McIsaac and W. Lin, *J. Am. Chem. Soc.*, 2015, **137**, 12241–12248.
- 39 Y. T. Lee, Y. K. Kang and Y. K. Chung, *J. Org. Chem.*, 2009, **74**, 7922–7934.
- 40 D. V. Patil, H.-S. Park, J. Koo, J. W. Han and S. Shin, *Chem. Commun.*, 2014, **50**, 12722–12725.
- 41 D. Qian and J. Zhang, *Chem. Commun.*, 2011, **47**, 11152–11154.
- 42 H.-S. Yeom and S. Shin, *Org. Biomol. Chem.*, 2013, **11**, 1089–1092.
- 43 J. Koo, H.-S. Park and S. Shin, *Tetrahedron Lett.*, 2013, **54**, 834–839.
- 44 S. I. Lee, S. M. Kim, S. Y. Kim and Y. K. Chung, *Synlett*, 2006, 2256–2260.
- 45 F. Zhang, S. Wang, Z. Liu, Y. Bai and G. Zhu, *Tetrahedron Lett.*, 2017, **58**, 1448–1452.
- 46 S. K. Tae, *Bull. Korean Chem. Soc.*, 1993, **14**, 431–432.
- 47 L. Feray and M. P. Bertrand, *Eur. J. Org. Chem.*, 2008, 3164–3170.
- 48 J. Xuan, C. G. Daniliuc and A. Studer, *Org. Lett.*, 2016, **18**, 6372.

