



Cite this: *RSC Adv.*, 2017, 7, 38877

Received 14th July 2017
 Accepted 26th July 2017

DOI: 10.1039/c7ra07738f

rsc.li/rsc-advances

Diethylamine Dess–Martin periodinane: an efficient catalyst–oxidant combination in a sequential, one-pot synthesis of difficult to access 2-amino-3,5-dicarbonitrile-6-sulfanylpiperidines at ambient temperature†

R. V. Kupwade,^a S. S. Khot,^a M. A. Kulkarni,^a U. V. Desai^a and P. P. Wadgaonkar^b

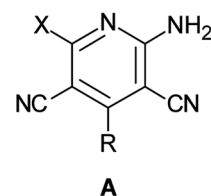
Herein, diethylamine Dess–Martin periodinane has been demonstrated for the first time as an efficient catalyst–oxidant combination in a sequential, one-pot synthesis of medicinally privileged but difficult to access 2-amino-3,5-dicarbonitrile-6-sulfanylpiperidines *via* a pseudo-four component reaction between 2,6-disubstituted benzaldehydes, malononitrile, and thiols. Ambient reaction conditions, excellent yields, and total avoidance of conventional isolation as well as purification are the noteworthy merits of this developed protocol.

Introduction

Rapid assembly of molecular diversity, obeying the demands of green chemistry is an important area of current research in organic synthesis. A rational pathway to this goal begins with the design and implementation of appropriate multicomponent reactions.¹ Multicomponent reactions for the generation of complex products involve the formation of several bonds with concomitant elimination of simple molecules such as water, ammonia, and alcohol that can be very easily removed from the resultant product. The usefulness of multicomponent reactions increases many fold when they provide an easy access towards medicinally privileged scaffolds that can act as ligands for structurally diverse biological receptors and consequently assist in drug discovery.² Pyridine-3,5-dicarbonitriles, possessing amino and sulfanyl moieties at the positions C₂ and C₆, respectively, and aryl or heteroaryl substitution at C₄ have long been recognised as one such medicinally important scaffolds. Compounds belonging to this class are known to exhibit diverse pharmacological activities and are useful as anti-prion,³ anti-hepatitis B virus,⁴ anti-bacterial,⁵ and anticancer⁶ agents and as potassium channel openers in the treatment of urinary incontinence.⁷ A few compounds of this class have been reported to serve as high potency agonists for human adenosine receptors⁸ and are, therefore, used in the development of new

drugs useful in the treatment of Parkinson's disease, hypoxia/ischemia, asthma, kidney disease, and epilepsy.⁹ This wide range of applications of pyridine-3,5-dicarbonitriles has inspired many researchers to develop efficient methods for their synthesis (Fig. 1).

As far as synthesis of 2-amino-3,5-dicarbonitrile-6-sulfanylpiperidines is concerned, the most preferred pathway is to perform a multicomponent reaction between an aldehyde, malononitrile, and thiol.¹⁰ The synthesis follows the Knoevenagel-carba-Michael-thia-Michael addition-oxidation pathway.¹¹ Taking into account the fact that Knoevenagel as well as Michael addition reactions are typically base-catalyzed reactions, many protocols using the aforementioned substrates have been subsequently developed employing the catalysts such as Et₃N, DABCO,¹⁰ piperidine, TBAH,¹¹ DBU,^{12a} {(bmim)OH},^{12b} KF–Al₂O₃,^{12c} nano-crystalline-MgO,^{12d} ethanolic KOH,^{12e} and diethylamine^{12f} (Scheme 1). Although these reported protocols are efficient, they are associated with a common drawback that using 2,6-disubstituted benzaldehyde as an aldehyde component, instead of the



A
X = OH / NH₂ / SR
R = aryl / heteroaryl / alk

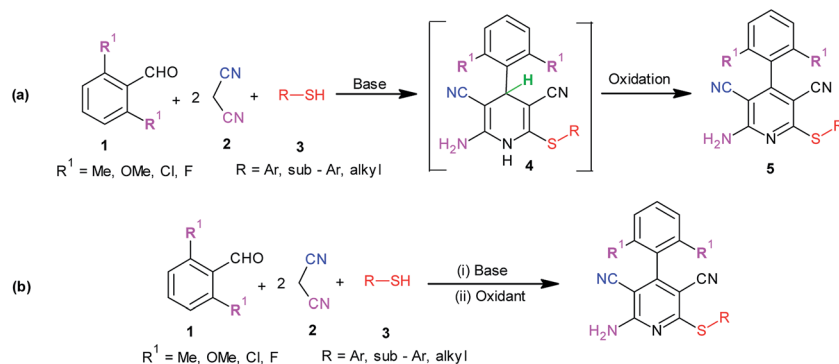
Fig. 1 Medicinally privileged pyridine-3,5-dicarbonitrile scaffold.

^aDepartment of Chemistry, Shivaji University, Kolhapur, Maharashtra, India. E-mail: wvdchem2011@gmail.com; uprabhu_desai@rediffmail.com

^bPolymer Science and Engineering Division, CSIR National Chemical Laboratory, Pune, India

† Electronic supplementary information (ESI) available. See DOI: 10.1039/c7ra07738f





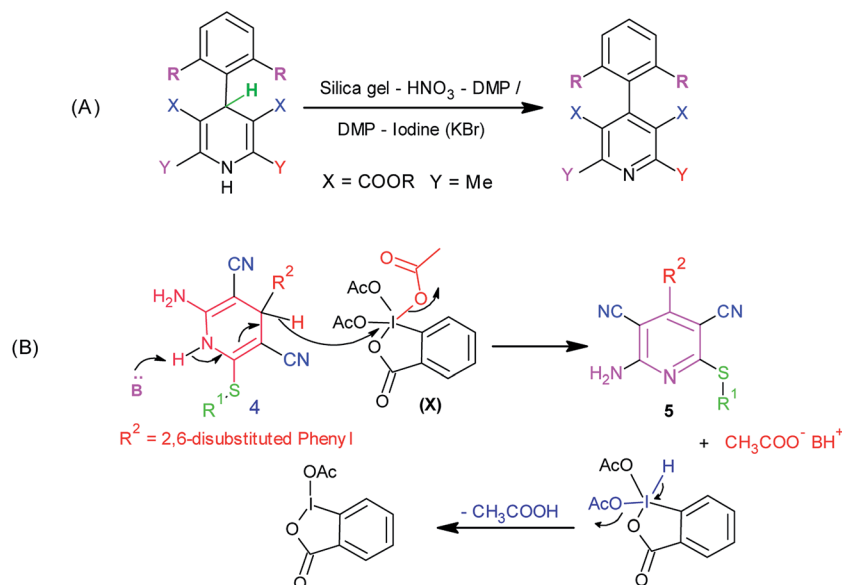
Scheme 1 Two step and sequential, one-pot, two-step synthesis of pyridine 3,5-dicarbonitriles.

desired 2-amino-3,5-dicarbonitrile-6-sulfanylpyridine **5**, the corresponding 2-amino-3,5-dicarbonitrile-6-sulfanyldihydropyridine, **4** is obtained (Scheme 1a). A logical approach towards the synthesis of this difficult to access 2-amino-3,5-dicarbonitrile-6-sulfanylpyridines would be either to synthesize respective dihydropyridines, **4**, and to oxidize them to the corresponding pyridine derivatives **5** in two separate steps (Scheme 1a) or to perform their sequential, one-pot synthesis involving a multicomponent condensation-oxidation approach (Scheme 1b). From a practical viewpoint, the latter approach is certainly advantageous; however, its success depends upon the correct choice of the catalyst-oxidant combination.

Literature studies have revealed that there are only three protocols available for the synthesis of pyridine-3,5-dicarbonitriles, **5**. However, two of these protocols are two step protocols and involve the oxidation of 3,5-dicyanodihydropyridines, **4**, prepared in the first step to corresponding pyridines, **5**, using TCBQ/DDQ or MnO_2 as oxidants.^{3a,10b,11b} On the other hand, Mishra *et al.* have reported a sequential one-pot synthesis of pyridine-3,5-dicarbonitriles using Na_2CO_3 -

KMnO_4 as the base-oxidant combination.¹³ All these protocols are associated with the limitations of elevated temperature and mainly the generation of undesired waste as well as difficulties in the isolation of the product from the reaction mixture. These limitations clearly highlight the need as well as scope for the development of an easily adaptable and high yielding protocol for the synthesis of this difficult to access 2-amino-3,5-dicarbonitrile-6-sulfanylpyridines, **5**. Due to our continuous interest in the development of practical and problem solving synthetic methodologies,^{14a-e} we planned to undertake the development of an easily adaptable protocol for the synthesis of pyridine-3,5-dicarbonitriles (**5**, $\text{R}^1 \neq \text{H}$).

In recent years, there has been considerable growth in the exploration of applications of hypervalent iodine reagents in organic transformations.¹⁵ Amongst various hypervalent iodine reagents, Dess-Martin periodinane [1,1,1-tris(acetoxy)-1,1,1-dihydro-1,2-benziodoxol-3-(1*H*)-one, DMP] (**X**, Scheme 2) is a highly useful hypervalent iodine reagent customarily used in the oxidation of alcohols.¹⁶ A literature survey revealed two earlier reports on the use of DMP in the oxidation of Hantzsch



Scheme 2 Oxidation of dihydropyridines to pyridines using a Dess-Martin periodinane.



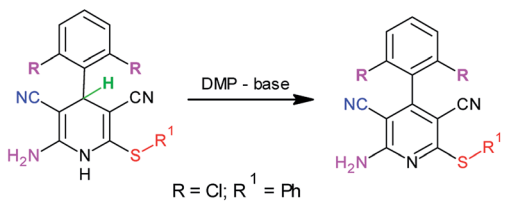
dihydropyridines to pyridines. Heravi *et al.* reported the use of a DMP-silica gel-HNO₃ combination,^{17a} whereas Karade *et al.* demonstrated the use of a DMP-iodine (or KBr) combination^{17b} for this oxidation (Scheme 2A). However, to the best of our knowledge, there are no reports on the use of DMP in the oxidation of 3,5-dicyanodihydropyridines, **4**, to pyridine-3,5-dicarbonitriles, **5**.

From a mechanistic viewpoint, we surmised that instead of using a DMP-silica gel-HNO₃ or DMP-iodine (or KBr) combination, the use of a base-Dess–Martin periodinane combination would be more appropriate for the oxidation of dihydropyridines (Scheme 2B). It was speculated that during the oxidation of dihydropyridines to pyridines using the aforementioned combination, the added base catalyst would abstract the acidic proton attached to nitrogen to generate an anion, which upon rearrangement followed by elimination of hydride ion would yield the corresponding pyridine derivative. This hydride ion on attack over iodine in Dess–Martin periodinane would cause the release of acetate ion. It was also surmised that the synthesis of intermediate dihydropyridines, **4**, typically being a base-catalyzed reaction (Scheme 1a), success to the speculated base-catalyzed oxidation of dihydropyridines, **4**, to pyridines, **5**, would provide us an opportunity to achieve sequential, one-pot synthesis of pyridine-3,5-dicarbonitriles, **5** (Scheme 1B). Based upon this speculation, we initially tested the feasibility of a base-Dess–Martin periodinane combination in the oxidation of 3,5-dicyanodihydropyridines, **4**, to pyridine-3,5-dicarbonitriles, **5** (Scheme 2B).

Results and discussion

For preliminary studies, representative 3,5-dicyanodihydropyridine, **4a**, was prepared employing 2,6-dichlorobenzaldehyde, malononitrile, and thiophenol as substrates and diethylamine as the catalyst.^{12f} Subsequently, a set of model reactions was carried out using Dess–Martin periodinane as an oxidant and Na₂CO₃, K₃PO₄, DBU, DABCO, piperidine, triethylamine, and diethylamine as representative base catalysts. Thus, to a well stirred solution of **4a** (1 mmol) in dimethylformamide (2 mL) and chosen base catalyst (20 mol%), Dess–Martin periodinane (1 mmol) was added. Stirring was continued at ambient temperature, and the reactions were monitored by TLC. Upon completion of each reaction (TLC), water (10 mL) was added, and stirring was continued for further half an hour. The resultant free flowing solid was filtered, washed with water, dried, washed with chloroform, and dried again. Spectral analysis of the resultant product confirmed it as the desired pyridine-3,5-dicarbonitrile **5a**. To confirm the role of the base as a catalyst, the model reaction was then carried out in the absence of the catalyst. However, the oxidation reaction took a very long time (4 h) and furnished the desired pyridine derivative in an unacceptable yield (Table 1, entry 9). In addition, we have most recently reported diethylamine-Oxone as an efficient catalyst–oxidant combination in the oxidation of sulfides to sulfones.¹⁸ Hence, the same combination was also screened in the oxidation of dihydropyridine, **4a**, to pyridine, **5a**. However, the reaction furnished the desired pyridine derivative in very poor yield

Table 1 Base-catalyzed oxidation of dihydropyridine, **4a**, to pyridine, **5a**^a



No.	Catalyst (20 mol%)	Time (min)	Yield (%)
1	Na ₂ CO ₃	20	84
2	K ₃ PO ₄	20	86
3	DBU	10	87
4	DABCO	10	89
5	Piperidine	10	90
6	Triethylamine	15	92
7	Diethylamine	5	93
8	Diethylamine ^b	10	91
9	— ^c	240	65
10	Diethylamine ^d	240	20

^a Reaction conditions: dihydropyridine, **4a** (1 mmol), DMF (2 mL), Dess–Martin periodinane (1 mmol), base, RT. ^b Using 15 mol% diethylamine. ^c In the absence of base. ^d Using Oxone as an oxidant.

(Table 1, entry 10). From the results summarized in Table 1, it is evident that as compared to inorganic bases such as potassium phosphate and sodium carbonate, with organobasic catalysts, the oxidation proceeded well. Furthermore, the organic bases, (*e.g.*, triethylamine, diethylamine, DBU, and piperidine), with very close pK_b values, were found to be equally effective (Table 1) as catalysts in this oxidation. From the results, it is also evident that from economic as well as environmental viewpoints, diethylamine is the best suited basic catalyst in Dess–Martin periodinane-mediated oxidation of dihydropyridine, **4a**, to pyridine, **5a**.

The primary objective of this study was not limited to the oxidation of 3,5-dicyanodihydropyridines, **4**, to the corresponding pyridine derivatives **5**, but was mainly the development of a sequential, one-pot protocol for the synthesis of pyridine-3,5-dicarbonitriles, **5**. In this regard, another model reaction was carried out wherein, to a well stirred solution of 2,6-dichlorobenzaldehyde, malononitrile, and thiophenol (1 : 2 : 1 equiv.) in ethanol (3 mL), diethylamine (20 mol%) was added, and stirring was continued at ambient temperature. Upon completion of the reaction, the resultant dihydropyridine **4a** was directly dissolved in dimethylformamide (2 mL), and Dess–Martin periodinane (1 mmol) was added to it. Stirring was continued, and the reaction was monitored by TLC. Upon completion of the reaction (TLC), followed by workup as described earlier, the desired product **5a** was obtained in excellent yield (93%). Based on this result, it can be concluded that diethylamine Dess–Martin periodinane can serve as an efficient catalyst–oxidant combination in a sequential, one-pot synthesis of easily non-accessible 2-amino-3,5-dicarbonitrile-6-sulfanylpyridines, **5** (Scheme 2).



Next, we explored the scope and generality of the protocol. Accordingly, 2,6-dichloro, 2,6-dimethyl, 2,6-dimethoxy, and 2,6-difluoro benzaldehyde were chosen as aldehyde components while keeping malononitrile fixed as the second component. Thiols such as thiophenol, 4-bromothiophenol, 4-methylthiophenol, 4-chlorothiophenol, 4-methoxythiophenol, and cyclohexyl, *n*-butyl, and ethane thiol were allowed to react under the established reaction conditions. In each case, the corresponding 2-amino-3,5-dicarbonitrile-6-sulfanyl pyridine **5b-r** was obtained in excellent yields (Table 2). It was noticed that yield of the desired pyridine derivative did not depend upon the nature of the substituent, either an aldehyde or thiol, on the aromatic ring. Even the aliphatic thiols equally worked well. The key advantages of this sequential one-pot protocol were associated with the facts that (i) each reaction could be arrested at the stage of the formation of the intermediate dihydrodicyanopyridine (**4a-r**) or may be directed towards the synthesis of the corresponding pyridine derivative (**5a-r**) and (ii)

after isolation of the product at any of these two stages, the resultant product did not require any further purification.

Conclusion

2-Amino-3,5-dicarbonitrile-6-sulfanylpyridines have been reported to possess a very wide range of medicinal and biological properties. However, the main issues involved in their syntheses are associated with the choice of an aldehyde component as well as the oxidation of intermediate dihydropyridines. In the present study, we have demonstrated for the first time that diethylamine Dess–Martin periodinane served as an extremely useful catalyst–oxidant combination in a sequential, one-pot synthesis of difficult to access 2-amino-3,5-dicarbonitrile-6-sulfanylpyridines. Possible arrest of the reaction at an intermediate stage to isolate dihydropyridines, obtain excellent yields, and avoid conventional isolation as well as a purification procedure are the noteworthy merits of this approach. Employing the results obtained in this study, the development

Table 2 One-pot synthesis of 2-amino-4,6-dicyanodihydropyridines, **4**, and 2-amino-4,6-dicyanopyridines, **5**^{ab}

Reaction scheme: Aldehyde (1) + 2 Malononitrile (2) + Thiol (3) $\xrightarrow[\text{EtOH, RT}]{\text{Diethylamine}}$ Dihydrodicyanopyridine (4) $\xrightarrow[\text{DMF, RT}]{\text{DMP}}$ 2-Amino-4,6-dicyanopyridine (5)

R = Me, OMe, Cl, F R¹ = Ar, sub - Ar, alkyl

No.	Aldehyde (1)	Thiol (3) (R ¹ =)	Product (4) ^b		Product (5) ^c	
			Time (h)	Time (min)	Yield (%)	Melting point (°C)
a		Phenyl	2.5	10	93	190–192
b		4-Methylphenyl	1.5	5	94	206–208
c		4-Chlorophenyl	1.5	5	95	174–178
d		4-Bromophenyl	2	5	96	184–186
e		Cyclohexyl	2	10	96	192–194
f		<i>n</i> -Butyl	2	10	95	142–144
g		Ethyl	2	10	90	164–166
h		Phenyl	2	5	95	210–212
i		4-Bromophenyl	1.5	5	93	260–264
j		4-Chlorophenyl	1.5	5	96	216–218
k		4-Methoxyphenyl	2	10	95	243–245
l		Phenyl	2	5	94	196–198
m		4-Chlorophenyl	1.5	5	96	208–210
n		4-Methylphenyl	1.5	5	96	194–196
o			Phenyl	2	10	92
p	4-Chlorophenyl		1.5	5	95	280–282
q	4-Methylphenyl		1.5	5	94	196–198
r	Cyclohexyl		2	5	96	164–166

^a Reaction conditions: aldehyde (1 mmol), malononitrile (2 mmol), thiol (1 mmol), diethylamine (20 mol%), RT; after completion of reaction (step 1, product **4**), add dimethylformamide (2 mL) and Dess–Martin periodinane (1 mmol), rt (step 2, product **5**). ^b Reaction can be arrested at step 1 to isolate dihydropyridine, **4** or may be continued to obtain the corresponding pyridine derivative, **5**; for detailed characterization of product **4**, see ESI. ^c Total time of the reaction is the sum of the time in columns **4** and **5**.



of another sequential one-pot protocol for the synthesis of medicinally privileged compounds is being carried out by our group.

Experimental

General

All the chemicals were commercially available and used as received. Melting points were obtained using a Kumar melting point apparatus and were uncorrected. IR spectra were obtained using a Thermo Scientific Nicolet iS10 FT-IR Spectrometer. ^1H NMR (300 MHz) and ^{13}C NMR (75 MHz) spectra were obtained using a Bruker Avance II spectrometer. High resolution mass spectra (HRMS) were obtained using a Thermo Scientific Q-Exactive, Accela 1250 pump, instrument.

Representative procedure for the sequential, one-pot synthesis of 2-amino-3,5-dicarbonitrile-6-sulfanylpyridines

To a well-stirred solution of 2,6-disubstituted benzaldehyde, malonitrile and thiol (1 : 2 : 1 mmol) in ethanol (3 mL), diethylamine (20 mol%) was added, and stirring was continued at ambient temperature. Upon completion of the reaction (TLC), resultant dihydropyridine, **4**, was (may be isolated and identified) dissolved in dimethylformamide (2 mL). To the resulting solution, Dess–Martin periodinane (1 mmol) was added, and stirring was continued. Upon completion of oxidation (TLC), water (10 mL) was added, and stirring was continued till free flowing solid separated out. Resultant solid was filtered, washed with water, dried again with chloroform, and dried. Resultant 2-amino-3,5-dicarbonitrile-6-sulfanylpyridine, **5**, was found to be pure and did not require any further purification.

Spectral data of pyridine 3,5-dicarbonitriles, **5**, is summarized below. For the original spectra of all the products (step 1 and step 2), please see the ESI[†]

2-Amino-4-(2,6-dichlorophenyl)-6-(phenylsulfanyl)pyridine-3,5-dicarbonitrile, 5a. Off white solid; mp 190–192 °C; ^1H -NMR (DMSO- d_6 , 300 MHz): 7.62 (s, 2H), 7.84–7.9 (m, 5H), 8.03 (d, 3H); ^{13}C -NMR (DMSO- d_6 , 75 MHz): 87.9, 93.6, 114.6, 125.9, 129.0, 129.7, 130.6, 132.1, 132.5, 132.8, 133.3, 135.6, 137.0, 141.0, 154.4, 159.9, 166.6 ppm; HRMS (ESI): m/z [M + H]⁺ calcd for $\text{C}_{19}\text{H}_{11}\text{N}_4\text{Cl}_2\text{S}$: 397.0076; found mass: 397.0073.

2-Amino-4-(2,6-dichlorophenyl)-6-[(4-methylphenyl)sulfanyl]pyridine-3,5-dicarbonitrile, 5b. Light grey solid; mp 206–208 °C; ^1H -NMR (DMSO- d_6 , 300 MHz): 2.36, (s, 3H), 7.27–8.01 (m, 9H); ^{13}C -NMR (DMSO- d_6 , 75 MHz): 21.4, 87.6, 93.6, 114.2, 123.6, 126.7, 129.1, 130.4, 131.5, 132.1, 132.9, 133.3, 134.6, 135.4, 140.0, 141.1, 154.4, 159.9 ppm; HRMS (ESI): m/z [M + H]⁺ calcd for $\text{C}_{20}\text{H}_{13}\text{N}_4\text{Cl}_2\text{S}$: 411.0232; found mass: 411.0230.

2-Amino-6-[(4-chlorophenyl)sulfanyl]-4-(2,6-dichlorophenyl)pyridine-3,5-dicarbonitrile, 5c. Light grey solid; mp 174–178 °C; ^1H -NMR (DMSO- d_6 , 300 MHz): 7.55–7.57 (d, 1H, $J = 7.8$ Hz), 7.65–7.85 (m, 3H), 7.93–8.02 (m, 3H), 8.17 (s, 2H); ^{13}C -NMR (DMSO- d_6 , 75 MHz): 87.8, 93.3, 114.1, 114.3, 125.7, 129.4, 130.0, 131.9, 133.1, 133.6, 135.6, 137.4, 154.8, 159.9, 166.8 ppm;

HRMS (ESI): m/z [M + H]⁺ calcd for $\text{C}_{19}\text{H}_{10}\text{N}_4\text{Cl}_3\text{S}$: 430.9686; found mass: 430.9684.

2-Amino-6-[(4-bromophenyl)sulfanyl]-4-(2,6-dichlorophenyl)pyridine-3,5-dicarbonitrile, 5d. Off white solid; mp 184–186 °C; ^1H -NMR (DMSO- d_6 , 300 MHz): 7.58 (d, 2H, $J = 7.8$ Hz), 7.69 (d, 4H, $J = 8.1$ Hz), 7.86–8.11 (m, 3H); ^{13}C -NMR (DMSO- d_6 , 75 MHz): 92.6, 98.3, 118.7, 129.0, 131.2, 131.4, 134.0, 135.3, 136.3, 136.8, 137.5, 138.0, 139.4, 142.1, 159.3, 164.7, 171.2 ppm; HRMS (ESI): m/z [M + H]⁺ calcd for $\text{C}_{19}\text{H}_9\text{N}_4\text{BrCl}_2\text{S}$: 476.8613; found mass: 476.8613.

2-Amino-6-(cyclohexylsulfanyl)-4-(2,6-dichlorophenyl)pyridine-3,5-dicarbonitrile, 5e. Pale yellow solid; mp 192–194 °C; ^1H -NMR (DMSO- d_6 , 300 MHz): 1.47–1.68 (broad doublet, 7H), 2.00 (s, 3H), 4.46 (merged in DMSO, 1H), 7.65–8.02 (m, 5H); ^{13}C -NMR (DMSO- d_6 , 75 MHz): 25.5, 25.8, 32.7, 44.9, 86.0, 93.9, 114.4, 120.7, 126.6, 129.2, 133.1, 135.1, 141.0, 145.8, 150.0, 154.2, 160.0; HRMS (ESI): m/z [M + H]⁺ calcd for $\text{C}_{19}\text{H}_{17}\text{N}_4\text{Cl}_2\text{S}$: 403.0505; found mass: 403.0542.

2-Amino-6-(butylsulfanyl)-4-(2,6-dichlorophenyl)pyridine-3,5-dicarbonitrile, 5f. Pale yellow solid; mp 142–144 °C; ^1H -NMR (DMSO- d_6 , 300 MHz): 0.92 (t, 3H, $J = 7.2$ Hz), 1.43 (s, 2H, $J = 7.2$ Hz), 1.66 (quintet, 2H, $J = 7.2$ Hz), 3.22 (t, 2H, $J = 7.2$ Hz), 7.56–7.64 (m, 3H), 8.00–8.06 (m, 2H); ^{13}C -NMR (DMSO- d_6 , 75 MHz): 13.9, 21.9, 30.0, 31.1, 86.3, 114.3, 129.0, 132.2, 132.9, 133.3, 154.0, 159.9, 168.1; HRMS (ESI): m/z [M + H]⁺ calcd for $\text{C}_{17}\text{H}_{15}\text{N}_4\text{Cl}_2\text{S}$: 377.0389; found mass: 377.0387.

2-Amino-4-(2,6-dichlorophenyl)-6-(ethylsulfanyl)pyridine-3,5-dicarbonitrile, 5g. Pale yellow solid; mp 164–166 °C; ^1H -NMR (DMSO- d_6 , 300 MHz): 1.34 (s, 3H), 2H merged in DMSO, 7.73–7.85 (m, 3H), 7.96–8.02 (m, 2H); ^{13}C -NMR (DMSO- d_6 , 75 MHz): 14.6, 24.8, 86.3, 114.3, 120.8, 126.6, 129.1, 130.5, 131.5, 132.2, 133.3, 134.7, 140.9, 160.0, 168.0 ppm; HRMS (ESI): m/z [M + H]⁺ calcd for $\text{C}_{15}\text{H}_{11}\text{N}_4\text{Cl}_2\text{S}$: 349.0076; found mass: 349.0074.

2-Amino-4-(2,6-dimethylphenyl)-6-(phenylsulfanyl)pyridine-3,5-dicarbonitrile, 5h. Pale yellow solid; mp 210–212 °C; ^1H -NMR (DMSO- d_6 , 300 MHz): 2.08 (s, 6H), 7.24 (d, 2H, $J = 7.5$ Hz), 7.33 (t, 2H, $J = 7.5$ Hz), 7.41 (t, 2H, $J = 3$ Hz), 7.35–7.53 (m, 2H); ^{13}C -NMR (DMSO- d_6 , 75 MHz): 19.7, 87.9, 94.5, 114.5, 127.5, 128.1, 129.4, 129.7, 129.7, 133.7, 134.8, 135.3, 159.1, 160.0, 167.4 ppm; HRMS (ESI): m/z [M + H]⁺ calcd for $\text{C}_{21}\text{H}_{17}\text{N}_4\text{S}$: 357.1168; found mass: 357.1167.

2-Amino-6-[(4-bromophenyl)sulfanyl]-4-(2,6-dimethylphenyl)pyridine-3,5-dicarbonitrile, 5i. Yellow solid; mp 260–262 °C; ^1H -NMR (DMSO- d_6 , 300 MHz): 2.08 (s, 6H), 7.15 (d, 2H, $J = 7.5$ Hz), 7.25 (t, 1H, $J = 8.4$ Hz), 7.48 (d, 2H, $J = 8.4$ Hz), 7.58 (d, 3H, $J = 8.4$ Hz); HRMS (ESI): m/z [M + H]⁺ calcd for $\text{C}_{21}\text{H}_{16}\text{N}_4\text{BrS}$: 435.0274; found mass: 432.0272 [due to very poor solubility of compound in d_6 -DMSO/ d_6 -acetone, ^{13}C -NMR was not obtained].

2-Amino-6-[(4-chlorophenyl)sulfanyl]-4-(2,6-dimethylphenyl)pyridine-3,5-dicarbonitrile, 5j. Pale yellow solid; mp 216–218 °C; ^1H -NMR (DMSO- d_6 , 300 MHz): 2.06 (s, 6H), 6.97 (s, 2H), 7.1 (d, 2H, $J = 7.5$ Hz), 7.21 (t, 1H, $J = 7.5$ Hz), 7.38 (d, 2H, $J = 8.4$ Hz), 7.49 (d, 2H, $J = 8.7$ Hz); ^{13}C -NMR (DMSO- d_6 , 75 MHz): 19.7, 114.5, 114.6, 126.5, 128.2, 129.7, 129.8, 130.4, 131.5, 133.9, 134.9, 135.5, 137.0, 159.2, 160.1, 166.5 ppm; HRMS (ESI): m/z [M + H]⁺ calcd for $\text{C}_{21}\text{H}_{16}\text{N}_4\text{ClS}$: 391.0779; found mass: 391.0778.



2-Amino-6-[(4-methoxyphenyl)sulfanyl]-4-(2,6-dimethylphenyl)pyridine-3,5-dicarbonitrile, 5k. Pale yellow solid; mp 243–245 °C; ¹H-NMR (DMSO-d⁶, 300 MHz): 2.08 (s, 6H), 3.82 (s, 3H), 7.06 (d, 2H, *J* = 8.7 Hz), 7.23 (d, 2H, *J* = 7.5 Hz), 7.32 (t, 1H, *J* = 8.4 Hz), 7.56 (d, 2H, *J* = 8.7 Hz), 7.85 (s, 2H); ¹³C-NMR (DMSO-d⁶, 75 MHz): 19.6, 55.9, 87.5, 114.8, 115.6, 117.4, 128.4, 129.9, 134.1, 134.9, 137.5, 159.2, 160.2, 161.1, 168.1 ppm.

2-Amino-4-(2,6-dimethoxyphenyl)-6-(phenylsulfanyl)pyridine-3,5-dicarbonitrile, 5l. Off white solid; mp 196–198 °C; ¹H-NMR (DMSO-d⁶, 300 MHz): 3.78 (s, 6H), 6.81 (s, 1H), 7.5 (d, 7H), 7.85–8.00 (broad signal, 2H); HRMS (ESI): *m/z* [M + H]⁺ calcd for C₂₁H₁₇O₂N₄S: 389.1067; found mass: 389.1063 [due to very poor solubility of the compound in d₆-DMSO/d₆-acetone, ¹³C-NMR was not obtained].

2-Amino-6-[(4-chlorophenyl)sulfanyl]-4-(2,6-dimethoxyphenyl)pyridine-3,5-dicarbonitrile, 5m. Off white solid; mp 208–210 °C; ¹H-NMR (DMSO-d⁶, 300 MHz): 3.77 (s, 6H), 6.77 (d, 2H, *J* = 7.2 Hz), 7.44–7.48 (m, 4H), 7.58 (d, 2H, *J* = 7.2 Hz), 7.85–7.95 (m, 1H); ¹³C-NMR (DMSO-d⁶, 75 MHz): 56.4, 89.7, 104.8, 111.2, 115.2, 126.3, 128.5, 129.8, 130.6, 130.7, 132.8, 135.4, 137.1, 141.0, 154.3, 157.2, 160.0, 165.4 ppm; HRMS (ESI): *m/z* [M + H]⁺ calcd for C₂₁H₁₆O₂N₄ClS: 423.0677; found mass: 423.0674.

2-Amino-4-(2,6-dimethoxyphenyl)-6-[(4-methylphenyl)sulfanyl]pyridine-3,5-dicarbonitrile, 5n. Off white solid; mp 194–196 °C; ¹H-NMR (DMSO-d⁶, 300 MHz): 2.35 (s, 3H), 3.77 (s, 6H), 6.71 (s, 2H), 7.23 (d, 3H, *J* = 6.3 Hz), 7.42 (d, 2H, *J* = 7.5 Hz), 7.83 (broad singlet, 1H); ¹³C-NMR (DMSO-d⁶, 75 MHz): 21.4, 56.2, 89.6, 104.6, 11.5, 115.3, 124.3, 126.5, 130.2, 130.4, 130.7, 131.5, 132.3, 134.4, 135.3, 139.7, 141.0, 157.2, 160.0 ppm; HRMS (ESI): *m/z* [M + H]⁺ calcd for C₂₂H₁₉O₂N₄S: 403.1223; found mass: 403.1219.

2-Amino-4-(2,6-difluorophenyl)-6-(phenylsulfanyl)pyridine-3,5-dicarbonitrile, 5o. Grey solid; mp 274–276 °C; ¹H-NMR (DMSO-d⁶, 300 MHz): 7.36 (t, 2H), 7.5 (s, 3H), 7.61–7.86 (m, 3H), 8.00 (broad singlet, 2H); ¹³C-NMR (DMSO-d⁶, 75 MHz): 88.6, 94.5, 112.7, 113.0, 114.4, 114.6, 127.2, 129.8, 130.2, 131.5, 134.2, 135.4, 147.7, 159.8, 167.0 ppm; HRMS (ESI): *m/z* [M + H]⁺ calcd for C₁₉H₁₁N₄F₂S: 365.0667; found mass: 365.0665.

2-Amino-6-[(4-chlorophenyl)sulfanyl]-4-(2,6-difluorophenyl)pyridine-3,5-dicarbonitrile, 5p. Grey solid; mp 280–282 °C; ¹H-NMR (DMSO-d⁶, 300 MHz): 7.23 (s, 2H), 7.46–7.56 (m, 4H), 7.83 (s, 2H), 8.03 (s, 1H); ¹³C-NMR (DMSO-d⁶, 75 MHz): 88.8, 94.6, 112.4, 112.7, 114.4, 125.9, 129.7, 133.8, 135.6, 137.0, 147.6, 159.8, 166.6 ppm; HRMS (ESI): *m/z* [M + H]⁺ calcd for C₁₉H₁₀N₄ClF₂S: 399.0277; found mass: 399.0276.

2-Amino-4-(2,6-difluorophenyl)-6-[(4-methylphenyl)sulfanyl]pyridine-3,5-dicarbonitrile, 5q. Light grey solid; mp 196–198 °C; ¹H-NMR (DMSO-d⁶, 300 MHz): 2.37 (s, 3H), 7.28–7.34 (m, 4H), 7.48 (d, 2H, *J* = 7.5 Hz), 7.69–7.73 (m, 1H), 7.85–8.02 (m, 2H); ¹³C-NMR (DMSO-d⁶, 75 MHz): 21.4, 88.5, 94.3, 112.7, 113.0, 114.5, 114.6, 123.5, 130.6, 131.5, 135.5, 140.14, 147.6, 159.8, 167.4 ppm; HRMS (ESI): *m/z* [M + H]⁺ calcd for C₂₀H₁₃N₄F₂S: 379.0823; found mass: 379.0820.

2-Amino-6-(cyclohexylsulfanyl)-4-(2,6-difluorophenyl)pyridine-3,5-dicarbonitrile, 5r. Light grey solid; mp 164–166 °C; ¹H-NMR (DMSO-d⁶, 300 MHz): 1.48–2.02 (m, 11H), 3.95 (s, 1H), 7.20–7.89 (m, 5H); ¹³C-NMR (DMSO-d⁶, 75 MHz): 25.5, 25.9, 32.7, 43.7,

87.1, 95.1, 112.3, 112.7, 114.7, 126.5, 128.2, 130.4, 132.6, 133.4, 133.6, 133.7, 134.5, 141.0, 147.1, 157.5, 157.5, 159.8, 160.7, 160.8, 167.9; HRMS (ESI): *m/z* [M + H]⁺ calcd for C₁₉H₁₇N₄F₂S: 371.1137; found mass: 371.1136.

Acknowledgements

Authors S. S. K. and U. V. D. are thankful to UGC, New Delhi, for the junior research fellowship and financial assistance [F. No. 43-221/2014 (SR)], respectively.

References

- (a) J. Zhu and H. Bienayme, *Multicomponent Reactions*, Wiley-VCH, Weinheim, Germany, 2005; (b) *Synthesis of Heterocycles via Multicomponent Reactions: Topics in Heterocyclic Chemistry*, ed. R. V. A. Orru and E. Ruijter, Springer, 1st edn, 2010, vol. 15, p. 280; (c) H. Yi-Fang and M. Xia, *Curr. Org. Chem.*, 2010, **14**, 379; (d) C. De Graaff, R. V. A. Orru and E. Ruijter, *Chem. Soc. Rev.*, 2012, **41**, 3969.
- (a) B. E. Evans, *et al.*, *J. Med. Chem.*, 1988, **31**, 2235; (b) A. A. Patchett and R. P. Nargund, *Annu. Rep. Med. Chem.*, 2000, **35**, 289.
- (a) T. R. K. Reddy, R. Mutter, W. Heal, K. Guo, V. J. Gillet, S. Pratt and B. Chen, *J. Med. Chem.*, 2006, **46**, 607; (b) B. C. H. May, J. A. Zorn, J. Witkop, J. Sherrill, A. C. Wallace, G. Legname, S. B. Prusiner and F. E. Cohen, *J. Med. Chem.*, 2007, **50**, 65.
- H. Chen, W. Zhang, R. Tam and A. K. Raney, PCT Int. Appl. WO 2005058315 A1 20050630, 2005.
- (a) S. B. Levy, M. N. Alekshun, B. L. Podlogar, K. Ohemeng, A. K. Verma, T. Warchol, B. Bhatia, T. Bowser and M. Grier, U.S. Patent Appl., 2005124678 A1 20050609, 2005; (b) S. K. Srivastava, R. P. Tripathi and R. Ramachandran, *J. Biol. Chem.*, 2005, **280**, 30273.
- (a) M. T. Cocco, C. Congiu, V. Lilliu and V. Onnis, *Eur. J. Med. Chem.*, 2005, **40**, 1365; (b) D. R. Anderson, N. W. Stehle, S. A. Kolodziej and E. J. Reinhard, PCT Int. Appl. WO 2004055015 A1 20040701, 2004; (c) M. A. Azuine, H. Tokuda, J. Takayasu, F. Enjyo, T. Mukainaka, T. Konoshima, H. Nishino and G. Kapadia, *J. Pharmacol. Res.*, 2004, **49**, 161.
- H. Harada, S. Watanuki, T. Takuwa, K. Kawaguchi, T. Okazaki, Y. Hirano and C. Saitoh, PCT Int. Appl. WO 2002006237 A1 20020124, 2002.
- (a) U. Rosentreter, T. Kraemer, M. Shimada, W. Huebsch, N. Diedrichs, T. Krahn, K. Henninger and J. P. Stasch, DE 10238113 A1 20030618, 2003; (b) L. C. W. Chang, J. K. von Frijtag Drabbe Künzel, T. Mulder Krieger, R. F. Spanjersberg, S. F. Roerink, G. van den Hout, M. W. Beukers, J. Brussee and A. P. Ijzerman, *J. Med. Chem.*, 2005, **48**, 2045 and references therein.
- (a) B. B. Fredholm, A. P. Ijzerman, K. A. Jacobson, K. N. Klotz and J. Linden, *Pharmacol. Rev.*, 2001, **53**, 527; (b) V. Perrier, A. C. Wallace, K. Kaneko, J. Safar, S. B. Prusiner and F. E. Cohen, *Proc. Natl. Acad. Sci. U. S. A.*, 2000, **97**, 6073.



- 10 (a) N. M. Evdokimov, I. V. Magedov, A. S. Kireev and A. Kornienko, *Org. Lett.*, 2006, **8**, 899; (b) N. M. Evdokimov, A. S. Kireev, A. A. Yakovenko, M. Y. Antipin, I. V. Magedov and A. Kornienko, *J. Org. Chem.*, 2007, **72**, 3443.
- 11 (a) K. Guo, M. J. Thompson, T. R. K. Reddy, R. Mutter and B. Chen, *Tetrahedron*, 2007, **63**, 5300; (b) K. Guo, M. J. Thompson and B. Chen, *J. Org. Chem.*, 2009, **74**, 6999.
- 12 (a) R. Mamgain, R. Sing and D. S. Rawat, *J. Heterocycl. Chem.*, 2009, **46**, 69; (b) B. C. Ranu, R. Jana and S. Sowmiah, *J. Org. Chem.*, 2007, **72**, 3152; (c) K. N. Singh and S. K. Singh, *ARKIVOC*, 2009, **13**, 153; (d) M. Lakshmikantam, K. Mahendar and S. Bhargava, *J. Chem. Sci.*, 2010, **122**(1), 63; (e) M. N. Khan, S. Pal, T. Parvinb and L. H. Choudhury, *RSC Adv.*, 2012, **2**, 12305; (f) U. V. Desai, M. A. Kulkarni, K. S. Pandit, A. M. Kulkarni and P. P. Wadgaonkar, *Green Chem. Lett. Rev.*, 2014, **7**, 228.
- 13 S. Mishra and R. Ghosh, *Synth. Commun.*, 2012, **42**, 2229.
- 14 (a) K. S. Pandit, R. V. Kupwade, P. V. Chavan, U. V. Desai, P. P. Wadgaonkar and K. M. Kodam, *ACS Sustainable Chem. Eng.*, 2016, **4**, 3450; (b) K. S. Pandit, P. V. Chavan, U. V. Desai, M. A. Kulkarni and P. P. Wadgaonkar, *New J. Chem.*, 2015, **39**, 4452; (c) R. V. Kupwade, K. S. Pandit, U. V. Desai, M. A. Kulkarni and P. P. Wadgaonkar, *Res. Chem. Intermed.*, 2016, **42**, 6313; (d) M. A. Kulkarni, U. V. Desai, V. R. Pandurangi and P. P. Wadgaonkar, *C. R. Chim.*, 2012, **15**, 745; (e) M. A. Kulkarni, K. S. Pandit, U. V. Desai, U. P. Lad and P. P. Wadgaonkar, *C. R. Chim.*, 2013, **16**, 689.
- 15 (a) T. Wurth, *Hypervalent iodine chemistry*, Springer publishing company, Switzerland, 2016, vol. 185, p. 208; (b) A. Vargolis, *Hypervalent iodine in organic synthesis*, Academic Press, London, 1997; (c) V. V. Zhdankin, *Hypervalent Iodine Chemistry: Preparation, Structure, and Synthetic Applications of Polyvalent Iodine Compounds*, Wiley, 2013.
- 16 (a) U. Ladziata and V. Zhdankin, *ARKIVOC*, 2006, **9**, 26; (b) A. Speicher, V. Bomm and T. Eicher, *J. Prakt. Chem.*, 1996, **338**, 588.
- 17 (a) M. M. Heravi, F. Dirkwand, H. A. Oskooie and M. Ghassemzadeh, *Heterocycl. Commun.*, 2005, **11**(1), 75; (b) N. N. Karade, S. V. Gampawar, J. M. Kondre and S. V. Shinde, *ARKIVOC*, 2008, **12**, 9.
- 18 R. V. Kupwade, S. S. Khot, U. P. Lad, U. V. Desai and P. P. Wadgaonkar, *Res. Chem. Intermed.*, 2017, DOI: 10.1007/s11164-017-3026-0.

