

CrossMark
click for updatesCite this: *Chem. Sci.*, 2017, 8, 536

Sequential catalysis: exploiting a single rhodium(I) catalyst to promote an alkyne hydroacylation–aryl boronic acid conjugate addition sequence†

Maitane Fernández, Matthias Castaing and Michael C. Willis*

We demonstrate that a single Rh(I) complex can promote two mechanistically distinct C–C bond-forming reactions – alkyne hydroacylation and aryl boronic acid conjugate addition – to deliver substituted ketone products from the controlled assembly of three readily available fragments. This is a rare example of a Rh(I)/Rh(III) cycle and a redox neutral Rh(I) cycle being promoted by a single catalyst. The process is broad in scope, allowing significant variation of all three reaction components. Incorporation of an enantiomerically pure bis-phosphine ligand renders the process enantioselective. Superior levels of enantioselectivity (up to >99% ee) can be achieved from using a two catalyst system, whereby two Rh(I) complexes, one incorporating an achiral bis-phosphine ligand and the second a chiral diene ligand, are introduced at the start of the reaction sequence.

Received 12th July 2016

Accepted 1st September 2016

DOI: 10.1039/c6sc03066a

www.rsc.org/chemicalscience

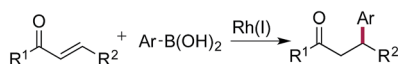
Introduction

Since the initial report from Miyaura in 1997,¹ the Rh(I)-catalysed addition of aryl boronic acids to activated alkenes has become established as a versatile method for the formation of C–C bonds (Scheme 1a).² The variety of activating groups that can be employed on the alkene, the availability of a wide range of boronic acid derivatives and the predictable, often high levels

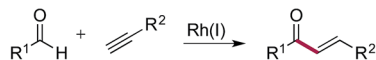
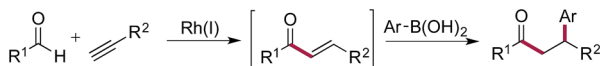
of stereocontrol that can be achieved,³ have combined to make these transformations popular choices for synthetic chemists,⁴ including those working in industry.⁵ Although less developed than the conjugate addition chemistry, Rh(I)-catalysed hydroacylation processes are emerging as powerful methods for synthesis.⁶ Alkyne hydroacylation, combining aldehydes with alkynes, is dominated by the use of Rh(I)-catalysts,⁷ allowing the use of mild reaction conditions and low catalyst loadings and represents a potent method for the preparation of enones (Scheme 1b).⁸ The juxtaposition of Rh(I) catalysts in these two processes – alkyne hydroacylation delivering enones as products, and conjugate additions, consuming enones as substrates – although mechanistically distinct, suggested the possibility of merging these two transformations to provide a unique three-component route to substituted, stereodefined ketones (Scheme 1c). Although many examples of single catalysts controlling two bond forming events in a cascade sequence are known,⁹ examples in which two C–C bonds are forged in an intermolecular manner,¹⁰ using two mechanistically disparate processes, including control of enantioselectivity,¹¹ are extremely rare: this contribution documents such a process.

The Rh(I)-catalysed addition of aryl boronic acids to electron-poor alkenes is a redox neutral process which most commonly employs catalysts based on relatively large bite-angle bis-phosphine ligands such as BINAP.^{1,4,12} Conversely, Rh(I)-catalysed alkyne hydroacylation reactions involve a Rh(I)/Rh(III) cycle, and often employ complexes based on small bite-angle bis-phosphines.¹³ The key to developing the proposed sequential catalytic alkyne hydroacylation–boronic acid conjugate addition sequence would be to identify a rhodium complex capable of mediating both of these mechanistically distinct processes in an efficient manner.

(a) Rh(I)-catalysed aryl boronic acid conjugate addition.

**redox neutral Rh(I) cycle**
favoured by larger bite
-angle ligands, ie BINAP

(b) Rh(I)-catalysed alkyne hydroacylation.

**Rh(I) - Rh(III) cycle**
favoured by small bite
-angle ligands, ie PCP**This work:** (c) sequential alkyne hydroacylation - boronic acid conjugate addition**single Rh(I) catalyst, two mechanistically distinct C-C bond forming reactions**

Scheme 1 Rh(I)-catalysed boronic acid conjugate additions and alkyne hydroacylation reactions, together with a merged, sequential process.

Department of Chemistry, University of Oxford, Chemical Research Laboratory, Mansfield Road, Oxford, OX1 3TA, UK. E-mail: michael.willis@chem.ox.ac.uk

† Electronic supplementary information (ESI) available. See DOI: 10.1039/c6sc03066a

Results and discussion

We began our study by exploring the combination of 2-amino-benzaldehyde **1a** and 1-octyne, followed by the addition of phenyl boronic acid (Table 1). This sequence delivers β -phenyl substituted *o*-amino-ketone **2a** as the product; *o*-amino-ketones such as this are useful synthetic units in their own right,¹⁴ and are also embedded in a variety of important heterocycles.¹⁵ We evaluated a range of bis-phosphine ligands in the proposed hydroacylation reaction and the results were comparable to our previous studies with amine-chelating aldehydes,¹⁶ with the smallest bite-angle dcpm and dppm bis-phosphines (entries 1 and 2), as well as dppe (entry 4), generating highly efficient catalysts. Increasing the bite angle further, as in the case of dppp, resulted in a poorly active hydroacylation catalyst (entry 5). As suggested from the literature,¹ of the ligands successful in hydroacylation, only dppe, with a wider bite angle, was able to subsequently promote the conjugate addition, allowing for successful one-pot, two intermolecular C–C bond formation, to occur (entry 4).

We next explored the scope of the three-component transformation (Table 2), and for operational simplicity we used a pre-formed catalyst $[\text{Rh}(\text{dppe})(\text{C}_6\text{H}_5\text{F})]\text{BAR}^{\text{F}}$.¹⁷ In general, the developed reaction was very broad in scope, allowing excellent variation of all three components. A wide range of aryl boronic acids could be employed successfully, including substitution at all three positions of the phenyl ring, and a variety of electronically varied functional groups (**2a–n**). The use of heterocyclic (**2o–p**), 1- and 2-naphthyl (**2q–2r**) and several alkenyl boronic acids (**2s–2u**) was also compatible with the process, delivering the final products in good yields. 2-Aminobenzaldehydes with various

Table 1 Ligand evaluation for the sequential combination of aldehyde **1a**, 1-octyne and phenyl boronic acid^a

Entry	Ligand	HA conv ^b . (%)	CA conv ^b . (%)	Yield (%)
1	dcpm	100	<5	—
2	dppm	100	10	—
3	dcpe	6	—	—
4	dppe	100	100	84
5	dppp	5	—	—

dcpm	dppm	dcpe	n = 1, dppe n = 2, dppp

^a Reaction conditions: **1a** (1.0 equiv.), 1-octyne (1.3 equiv.), $[\text{Rh}(\text{nbd})_2]\text{BF}_4$ (10 mol%), ligand (10 mol%), acetone, 55 °C, 30 min; then $\text{PhB}(\text{OH})_2$ (2.0 equiv.), K_2CO_3 (0.2 equiv.), acetone/water, 3 h. Isolated yield. ^b Determined by ¹H NMR spectroscopy. DMB = 3,4-dimethoxybenzyl.

Table 2 Scope of achiral sequential alkyne hydroacylation – conjugate addition process^a

 2a-n	2a R = H 91% 2b R = 4-Me 92% 2c R = 2-Me 55% 2d R = 4- <i>t</i> -Bu 84% 2e R = 4-Cl 90% 2f R = 4-Br 81% 2g R = 3-Br 62%	2h R = 4-OMe 75% 2i R = 4-OH 68% 2j R = 2-Ac 90% 2k R = 4-CO ₂ Me 88% 2l R = 4-CN 88% 2m R = 4,5-CF ₃ 70% 2n R = 3-NHAc 92%
 2o 80%	 2p Ar = 3-thienyl 60% 2q Ar = 2-naphthyl 76% 2r Ar = 1-naphthyl 84%	
 2s 72%	 2t 56%	 2u 50%
 2v R ¹ = Bn, R ² = Me 99% 2w R ¹ = R ² = Me 86% ^b 2x R ¹ = Me, R ² = H 83% 2y R ¹ = R ² = (CH ₂) ₄ 88%	 2z 60%	
 2aa R ³ = Me 85% 2ab R ³ = CF ₃ 69%	 2ac 79%	 2ad 84%
 2ae R ⁴ = (CH ₂) ₂ CH(Me) ₂ 96% 2af R ⁴ = cyclopropyl 59% 2ag R ⁴ = Cy 72% 2ah R ⁴ = (CH ₂) ₂ Cy 85% 2ai R ⁴ = CH(OEt) ₂ 68%	 2aj 66%	
 2aj 72%	 2ak Ar = 4-Tol 91% 2al Ar = 4-MeOPh 95% 2am Ar = 4-CO ₂ MePh 47% 2an Ar = 3-thienyl 51%	
 2an 83%	 2ao 67%	 2ap 93%
 2aq 83%	 2ar 48%	 2as 86%

^a Reaction conditions: **1** (0.20 mmol), alkyne (0.26 mmol), $[\text{Rh}(\text{dppe})(\text{C}_6\text{H}_5\text{F})]\text{BAR}^{\text{F}}$ (10 mol%), acetone, 55 °C, 30 min; then boronic acid (0.40 mmol), K_2CO_3 (0.04 mmol), acetone/water, 3 h. Isolated yields. ^b 97% yield on a 3 mmol scale, using 5 mol% Rh catalyst.

substituents on the amine could be employed, in all cases obtaining the final β -substituted ketones in very high yields (products **2v–y**). Additionally, electronically varied substituents on the aromatic core of the aldehydes were also allowed (**2z–2ad**).

With respect to the alkyne, again, wide variation was possible, including the use of alkyl chains, carbocycles, acetals and aromatic groups (**2ae–2as**). Several examples in Table 2 show variation of more than one component from the standard reaction (**2an–2as**, **2aj**), and give an indication of the structural range accessible using the developed chemistry. Ketones **2aj** and **2an** were prepared using both possible combinations of alkyne and boronic acid, demonstrating the flexibility of the approach to adapt to available feedstocks. Larger scale reactions were also possible; using 5 mol% of Rh, a 3 mmol scale experiment returned 1 gram of ketone **2w** in a 97% yield.

Having identified an achiral Rh-complex capable of delivering a hydroacylation-conjugate addition sequence of broad scope, our next task was to identify a chiral catalyst that would provide enantiomerically enriched products. We evaluated the performance of a series of chiral bis-phosphine ligands in our reaction (Table 3), mindful that the PCCP scaffold was the most efficient for the achiral reaction. Although the highest enantioselectivity was achieved with Chiraphos (86% ee), MeDuphos provided the best all round performance, delivering the ketone **2a** in reasonable-good yield and ee (76% yield, 78% ee).

Using a MeDuphos-derived catalyst, we investigated if variation of the substrate would have an impact on enantioselectivity (Table 4). Overall, the reactions delivered the product ketones in high to excellent yields; however, the enantioselectivities were broadly consistent with the trial system and remained in the 75–86% ee region. The exception was the use of

Table 4 Sequential hydroacylation – conjugate addition reactions employing a MeDuPhos–Rh(I) catalyst^a

	<p>2a R = H 76%, 78% ee 2b R = 4-Me 83%, 77% ee 2e R = 4-Cl 93%, 86% ee 2h R = 4-OMe 61%, 75% ee 2k R = 4-CO₂Me 95%, 85% ee</p> <p>2w 80%, 79% ee</p> <p>2a 74%, 79% ee 2ad 66%, 74% ee</p> <p>2ah R = CH₂Cy 95%, 77% ee 2ak R = <i>p</i>-Tol 96%, 43% ee 2an R = 3-thienyl 87%, 33% ee</p>

^a Reaction conditions: **1** (0.20 mmol), alkyne (0.26 mmol), [Rh(R,R-MeDuPhos)(C₆H₅F)]BARF (10 mol%), acetone, 55 °C, 30 min; then boronic acid (0.40 mmol), K₂CO₃ (0.04 mmol), acetone/water, 3 h. Isolated yields. ees determined by chiral HPLC.

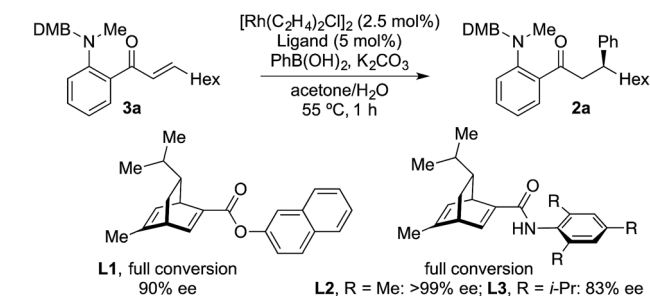
aryl-substituted alkynes, which led to a significant reduction in ee (**2ak**, **2an**).

The examples in Table 4 show that it is possible for a single Rh-complex to catalyze two distinct intermolecular C–C bond-forming reactions, delivering products with high, but not excellent, enantioselectivity. While we were confident that evaluating further chiral phosphines would deliver a more selective catalyst, we reasoned that a more expedient approach would be to explore the use of a two catalyst system, where one catalyst is optimized for the hydroacylation step, and the second is tailored to deliver an efficient and highly enantioselective conjugate addition. For practicality it would be ideal if both catalysts were present in the reaction vessel from the start. From Table 1, and earlier reports,¹⁶ we were confident that a dcpm-supported catalyst would be efficient for alkyne hydroacylation. For the conjugate addition step we turned our attention to the use of chiral diene ligands,¹⁸ and chose to evaluate three ligands

Table 3 Chiral ligand evaluation for the **1a** → **2a** reaction sequence^a

	<p>ProPhos 77%, 62% ee ChiraPhos 53%, 86% ee MeBPE 14%, 26% ee MeDuPhos 76%, 78% ee EtDuPhos 86%, 55% ee i-PrDuPhos no HA TangPhos no HA BINAP no HA</p>

^a Reaction conditions: **1a** (1.0 equiv.), 1-octene (1.3 equiv.), [Rh(nbd)₂]BF₄ (10 mol%), ligand (10 mol%), acetone, 55 °C, 30 min; then PhB(OH)₂ (2.0 equiv.), K₂CO₃ (0.2 equiv.), acetone/water, 3 h. Isolated yields. ees determined by chiral HPLC.



Scheme 2 The use of chiral diene ligands in the conjugate addition to enone **3a**.



in a model system involving the addition of phenyl boronic acid to enone **3a** (Scheme 2). All three ligands provided efficient reactions. Although all three ligands also delivered levels of enantiocontrol that surpassed the results achieved using MeDuPhos, ligand **L2**, developed by Lam,¹⁹ was the stand-out

choice, delivering ketone **2a** in >99% ee. All three diene ligands generated inactive hydroacylation catalysts.

We next explored the use of a two-catalyst system based on dcpm and chiral diene **L2**. For pragmatic reasons we used two preformed catalysts, $[\text{Rh}(\text{dcpm})(\text{C}_6\text{H}_5\text{F})]\text{BAR}^{\text{F}}$ and $[\text{Rh}(\text{L2})(\text{CH}_3\text{CN})_2]\text{BAR}^{\text{F}}$, which allowed the addition of both complexes at the start of the reaction. Pleasingly, using this approach we were able to obtain the desired β -phenylketone **2a** in 87% yield with an excellent 96% ee (Table 5). We explored the scope of this asymmetric process, and similar to the non-enantioselective variant, the reaction was broad in scope, allowing wide variation of the three components and providing the desired products in good yields and with excellent enantioselectivities (Table 5). A broad range of aryl boronic acids were successfully used, including those bearing substituents with different steric and electronic properties (products **2a–2n**), as well as examples of heteroaromatic (**2o–2p**), naphthyl (**2q–2r**) and alkenyl boronic acids (**2s**). Aldehydes with different chelating groups, or substituents on the aromatic core were tolerated (products **2v–2ad**), as were various alkyne reaction partners (**2ae–2as**). In particular, the use of ethynylbenzene derivatives offered very high levels of enantiocontrol, significantly improving the performance of several boronic acids that had shown only moderate selectivity when combined with 1-octyne (see **2aj** vs. **2s** and **2ap** vs. **2n**). Finally, the ability to synthesize both enantiomers of the target ketones by simply reversing the combination of alkyne and boronic acid, for example ketone **2an**, is a powerful feature of the developed sequence, significantly expanding the utility of the process.

Conclusions

We have shown that a dppe-Rh(I) complex can catalyze sequential alkyne hydroacylation and boronic acid conjugate additions to provide β -substituted ketones with high efficiency. This sequence is a rare example of a single catalyst mediating two distinct intermolecular C–C bond-forming reactions. Use of a MeDuPhos-derived catalyst renders the process enantioselective, however, the highest selectivities are obtained using a two-catalyst system involving a chiral diene ligand, delivering ketones with excellent enantioselectivities.

Acknowledgements

This work was supported by the EPSRC and ERC Marie Curie Actions (DEGENHA 656493, to MF).

Notes and references

- M. Sakai, H. Hayashi and N. Miyaura, *Organometallics*, 1997, **16**, 4229–4231.
- K. Yoshida and T. Hayashi, in *Modern Rhodium-Catalyzed Organic Reactions*, Wiley-VCH Verlag GmbH & Co. KGaA, 2005, pp. 55–77.
- (a) Y. Takaya, M. Ogasawara, T. Hayashi, M. Sakai and N. Miyaura, *J. Am. Chem. Soc.*, 1998, **120**, 5579–5580; (b)

Table 5 The use of a two-catalyst system for sequential enantioselective alkyne hydroacylation–boronic acid conjugate addition^a

	<p>2a R = H 87%, 96% ee 2g R = 3-Br 48%,^b 98% ee 2b R = 4-Me 83%, 92% ee 2h R = 4-OMe 77%, 96% ee 2c R = 2-Me 67%, 94% ee 2i R = 4-OH 84%, 97% ee 2d R = 4-tBu 87%, 92% ee 2j R = 2-Ac 73%,^b 97% ee 2e R = 4-Cl 72%,^b 94% ee 2k R = 4-CO₂Me 74%,^b 98% ee 2f R = 4-Br 70%,^b 95% ee 2n R = 3-NHAc 62%, 77% ee</p> <p>2o 77%,^b 96% ee 2p Ar = 3-thienyl 54%,^b 96% ee 2q Ar = 2-naphthyl 70%, 95% ee 2r Ar = 1-naphthyl 72%, 90% ee</p> <p>2s 74%, 79% ee 2v R¹ = Bn 70%,^c 98% ee 2aa R³ = Me 82%, 95% ee 2w R¹ = Me 80%,^c 98% ee 2ab R³ = CF₃ 52%, 97% ee</p> <p>2ac 83%, 95% ee 2ad 86%, 96% ee 2ae R⁴ = (CH₂)₂CH(Me)₂ 85%, 98% ee 2ah R⁴ = (CH₂)₂Cy 80%, 93% ee</p> <p>2aj 88%, 92% ee 2ak Ar = 4-Tol 93%, >99% ee 2al Ar = 4-MeOPh 97%, >99% ee 2am Ar = 4-CO₂MePh 63%, >99% ee</p> <p>2an 82%, 97% ee 2an 36%, 98% ee 2ap 30%, 94% ee</p> <p>2aq 52%, 95% ee 2ar 71%,^c >99% ee 2as 85%,^c 97% ee</p>

^a Reaction conditions: **1** (0.20 mmol), alkyne (0.26 mmol), $[\text{Rh}(\text{dcpm})(\text{C}_6\text{H}_5\text{F})]\text{BAR}^{\text{F}}$ (3 mol%), $[\text{Rh}(\text{L2})(\text{MeCN})_2]\text{BAR}^{\text{F}}$ (7 mol%), acetone, 55 °C, 30 min; then boronic acid (0.40 mmol), K₂CO₃ (0.04 mmol), acetone/water, 3 h. Isolated yields. ees determined by chiral HPLC. ^b In DCE. ^c 0.80 mmol boronic acid.



- P. Tian, H.-Q. Dong and G.-Q. Lin, *ACS Catal.*, 2012, **2**, 95–119.
- 4 (a) H. J. Edwards, J. D. Hargrave, S. D. Penrose and C. G. Frost, *Chem. Soc. Rev.*, 2010, **39**, 2093–2105; (b) T. Hayashi and K. Yamasaki, *Chem. Rev.*, 2003, **103**, 2829–2844.
- 5 (a) S. Brock, D. R. J. Hose, J. D. Moseley, A. J. Parker, I. Patel and A. J. Williams, *Org. Process Res. Dev.*, 2008, **12**, 496–502; (b) C. S. Burgey, D. V. Paone, A. W. Shaw, J. Z. Deng, D. N. Nguyen, C. M. Potteiger, S. L. Graham, J. P. Vacca and T. M. Williams, *Org. Lett.*, 2008, **10**, 3235–3238.
- 6 (a) A. Ghosh, K. F. Johnson, K. L. Vickerman, J. A. Walker and L. M. Stanley, *Org. Chem. Front.*, 2016, **3**, 639–644; (b) J. C. Leung and M. J. Krische, *Chem. Sci.*, 2012, **3**, 2202; (c) M. C. Willis, *Chem. Rev.*, 2010, **110**, 725–748.
- 7 Non-Rh examples: (a) Q.-A. Chen, F. A. Cruz and V. M. Dong, *J. Am. Chem. Soc.*, 2015, **137**, 3157–3160; (b) H. Miura, K. Wada, S. Hosokawa and M. Inoue, *Chem.-Eur. J.*, 2013, **19**, 861–864; (c) V. M. Williams, J. C. Leung, R. L. Patman and M. J. Krische, *Tetrahedron*, 2009, **65**, 5024–5029; (d) S. Chen, X. Li, H. Zhao and B. Li, *J. Org. Chem.*, 2014, **79**, 4137–4141; (e) S. Shi, T. Wang, V. Weingand, M. Rudolph and S. K. Hashmi, *Angew. Chem., Int. Ed.*, 2014, **53**, 1148–1151; (f) F. Yang, T. Jin and Y. Yamamoto, *Tetrahedron*, 2012, **68**, 5223–5228; (g) S. Hatanaka, Y. Obora and Y. Ishii, *Chem.-Eur. J.*, 2010, **16**, 1883–1888.
- 8 Selected examples: (a) J. F. Hooper, S. Seo, F. R. Truscott, J. D. Neuhaus and M. C. Willis, *J. Am. Chem. Soc.*, 2016, **138**, 1630–1634; (b) X.-W. Du and L. M. Stanley, *Org. Lett.*, 2015, **17**, 3276–3279; (c) S. J. Poingdestre, J. D. Goodacre, A. S. Weller and M. C. Willis, *Chem. Commun.*, 2012, **48**, 6354–6356; (d) C. Gonzalez-Rodriguez, R. J. Pawley, A. B. Chaplin, A. L. Thompson, A. S. Weller and M. C. Willis, *Angew. Chem., Int. Ed.*, 2011, **50**, 5134–5138.
- 9 (a) Y. J. Jang, H. Yoon and M. Lautens, *Org. Lett.*, 2015, **17**, 3895–3897; (b) R. Shintani, T. Yamagami and T. Hayashi, *Org. Lett.*, 2006, **8**, 4799–4801; (c) B. M. Bocknack, L.-C. Wang and M. J. Krische, *Proc. Natl. Acad. Sci. U. S. A.*, 2004, **101**, 5421–5424.
- 10 K. M. Gericke, D. I. Chai, N. Bieler and M. Lautens, *Angew. Chem., Int. Ed.*, 2009, **48**, 1447–1451.
- 11 (a) H. Clavier and H. Pellissier, *Adv. Synth. Catal.*, 2012, **354**, 3347–3403; (b) H. Pellissier, *Chem. Rev.*, 2013, **113**, 442–524.
- 12 T. Hayashi, M. Takahashi, Y. Takaya and M. Ogasawara, *J. Am. Chem. Soc.*, 2002, **124**, 5052–5058.
- 13 (a) A. Prades, M. Fernández, S. D. Pike, M. C. Willis and A. S. Weller, *Angew. Chem., Int. Ed.*, 2015, **54**, 8520–8524; (b) S. K. Murphy, A. Bruch and V. M. Dong, *Chem. Sci.*, 2015, **6**, 174–180; (c) A. B. Chaplin, J. F. Hooper, A. S. Weller and M. C. Willis, *J. Am. Chem. Soc.*, 2012, **134**, 4885–4897; (d) I. Pernik, J. F. Hooper, A. B. Chaplin, A. S. Weller and M. C. Willis, *ACS Catal.*, 2012, **2**, 2779–2786.
- 14 K. Hirai, T. Fujishita, T. Ishiba, H. Sugimoto, S. Matsutani, Y. Tsukinoki and K. Hirose, *J. Med. Chem.*, 1982, **25**, 1466–1473.
- 15 (a) H. Rapoport and K. G. Holden, *J. Am. Chem. Soc.*, 1960, **82**, 4395; (b) H. Koga, A. Itoh, S. Murayama, S. Suzue and T. Irikura, *J. Med. Chem.*, 1980, **23**, 1358–1363; (c) W. Zhang, K. F. Koehler, B. Harris, P. Skolnick and J. M. Cook, *J. Med. Chem.*, 1994, **37**, 745–757; (d) J. X. Kelly, M. J. Smilkstein, R. Brun, S. Wittlin, R. A. Cooper, K. D. Lane, A. Janowsky, R. A. Johnson, R. A. Dodean, R. Winter, D. J. Hinrichs and M. K. Riscoe, *Nature*, 2009, **459**, 270–273.
- 16 M. Castaing, S. L. Wason, B. Estepa, J. F. Hooper and M. C. Willis, *Angew. Chem., Int. Ed.*, 2013, **52**, 13280–13283.
- 17 R. Dallanegra, A. P. Robertson, A. B. Chaplin, I. Manners and A. S. Weller, *Chem. Commun.*, 2011, **47**, 3763–3765.
- 18 (a) C. Defieber, H. Grutzmacher and E. M. Carreira, *Angew. Chem., Int. Ed.*, 2008, **47**, 4482–4502; (b) T. Hayashi, K. Ueyama, N. Tokunaga and K. Yoshida, *J. Am. Chem. Soc.*, 2003, **125**, 11508–11509; (c) C. Fischer, C. Defieber, T. Suzuki and E. M. Carreira, *J. Am. Chem. Soc.*, 2004, **126**, 1628–1629; for an example of a chiral diene Rh complex used in sequential catalysis, see: (d) L. Zhang, Z. Qureshi, L. Sonaglia and M. Lautens, *Angew. Chem., Int. Ed.*, 2014, **53**, 13850–13853.
- 19 I. D. Roy, A. R. Burns, G. Pattison, B. Michel, A. J. Parker and H. W. Lam, *Chem. Commun.*, 2014, **50**, 2865–2868.

