

Cite this: *Chem. Sci.*, 2017, 8, 5713Diversity-oriented synthesis of heterocycles and macrocycles by controlled reactions of oxetanes with α -iminocarbenes†Alejandro Guarnieri-Ibáñez,^a Florian Medina,^a Céline Besnard,^b Sarah L. Kidd,^c David R. Spring^c and Jérôme Lacour^{id}*^a

Using *N*-sulfonyl triazoles as substrates, compounds as diverse as 2-imino tetrahydrofurans, 13- and 15-membered ring aza-macrocycles can be prepared selectively *via* formal [1 + 4], [5 + 4 + 4] and [3 + 4 + 4 + 4] condensations of α -imino carbenes and oxetanes under Rh(II)-catalysis or thermal activation. Spirocyclic *N*-heterocycles are also accessible by means of Buchwald–Hartwig and Pictet–Spengler cyclizations. By reaction control, substrate selection or further derivatization, a large variety of chemical structures is thus achievable. Finally, using triazoles reacting under thermal activation, interesting mechanistic insight was obtained.

Received 1st March 2017

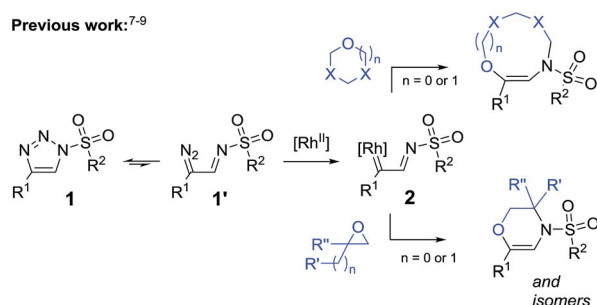
Accepted 5th June 2017

DOI: 10.1039/c7sc00964j

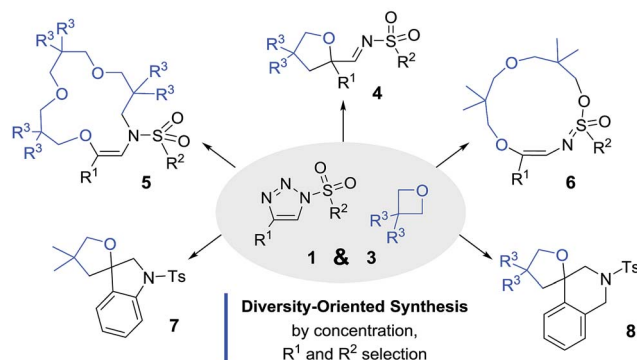
rsc.li/chemical-science

N-Sulfonyl-1,2,3-triazoles, **1**, are important building blocks used routinely in synthetic, biological and medicinal chemistry.¹ These compounds are readily accessible through the Cu(I)-catalyzed azide alkyne cycloadditions (CuAACs) of alkynes and sulfonyl azides.² Importantly, *N*-sulfonyl-triazoles, **1**, are in equilibrium with α -diazo imines of type **1'** that decompose under metal-catalyzed conditions to afford electrophilic α -imino carbenes, **2** (Scheme 1, top).³ These intermediates have received much attention in recent years as they afford synthetically useful and original processes, from migrations to ylide forming reactions and subsequent transformations.^{4,5} In terms of oxonium ylide chemistry, under dirhodium catalysis, classical cyclic ethers like THF exhibit only moderate reactivity when used as substrates.⁶ It is necessary to utilize activated nucleophiles such as acetals (1,3-dioxolanes, 1,3-dioxanes and 1,3,5-trioxane)^{7,8} or epoxides⁹ to yield condensation products (6 to 9-membered rings, Scheme 1, top). Herein, the reactions of sulfonyl triazoles, **1**, with oxetanes, **3**, are reported (Scheme 1, bottom). Under dirhodium catalysis (Rh₂(S-TCPTTL)₄, 1–2 mol%) and at high temperature (100 °C), either 5-membered or 15-membered ring heterocycles are generated. In fact, using regular concentration conditions (0.1 M in CH₂Cl₂), 2-iminotetrahydrofurans, **4**, are formed preferentially while unsaturated

aza-macrocycles, **5**, are isolated when using oxetanes as the solvent and with high concentration (1.0 M). These two sets of conditions favor the condensations of one and three oxetane moieties respectively, and hence the formation of compounds **4** and **5** occurs in the [1 + 4] and [3 + 4 + 4 + 4] processes respectively.

Previous work:^{7–9}

This work:



Scheme 1 Diversity-oriented synthesis of heterocycles and macrocycles by reaction of *N*-sulfonyl-1,2,3-triazoles, **1**, with cyclic ethers, **3**.

^aDepartment of Organic Chemistry, University of Geneva, quai Ernest Ansermet 30, CH-1211 Geneva 4, Switzerland

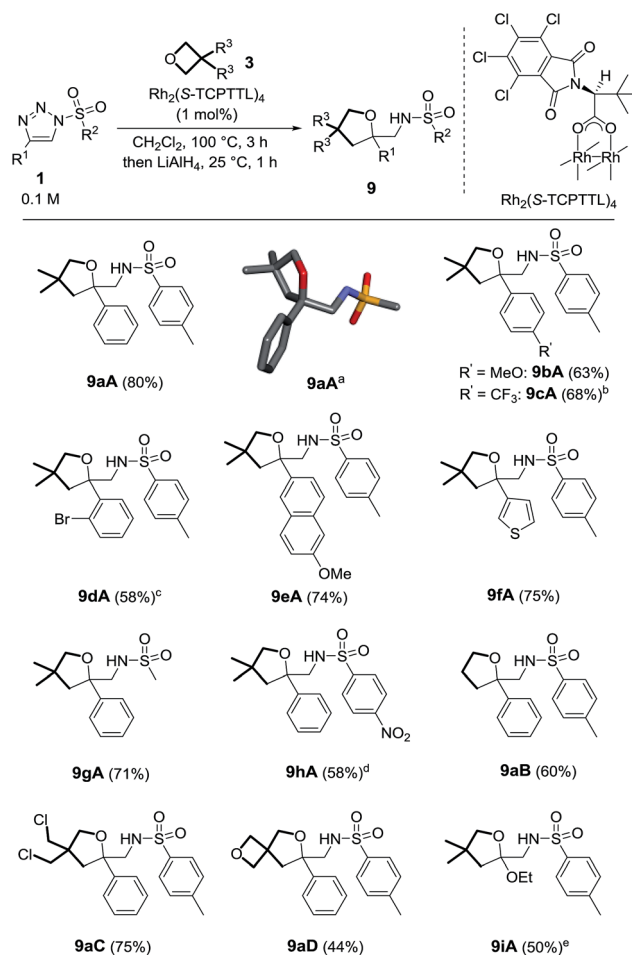
^bLaboratory of Crystallography, University of Geneva, quai Ernest Ansermet 24, CH-1211 Geneva 4, Switzerland

^cDepartment of Chemistry, University of Cambridge, Lensfield Road, Cambridge, CB2 1EW, UK

† Electronic supplementary information (ESI) available: Synthetic protocols, ¹H/¹³C NMR and HR mass spectra are provided. CCDC 1443618–1443620 and 1534812–1534815. For ESI and crystallographic data in CIF or other electronic format see DOI: 10.1039/c7sc00964j

Additionally and interestingly, using alkyl instead of aryl sulfonyl triazoles, interesting 13-membered heterocycles, **6**, are generated by the reaction of two oxetanes with the involvement of a S=O bond as an intramolecular nucleophile. Favorable structural diversity is hence created through control of the reaction conditions or substrate selection. Insight into the mechanistic pathways was also obtained using triazoles reacting under thermal activation specifically.^{10,11} Finally, the straightforward syntheses of spiro N-heterocycles, such as indoline **7** and tetrahydroquinoline **8**, were achieved by means of Buchwald–Hartwig and Pictet–Spengler cyclizations. Compounds **7** and **8** complete effectively the product diversity.¹²

The transformation of oxetanes, **3**, into tetrahydrofurans by reaction with α -keto carbenes was first reported by Noyori and Nozaki, with the reactive carbene intermediates generated *in situ* by the Cu-catalyzed decomposition of diazo ester reagents.¹³ This interesting ring expansion reaction has generated sustained interest in the synthetic organic community.¹⁴ Drawing from the direct analogy that exists between α -keto carbenes and α -imino intermediates, **2**, it was desirable to test the reactivity of oxetanes in the presence of *N*-sulfonyl-1,2,3-triazoles and dirhodium catalysts. A series of reagents, **1a–1i**, was prepared using CuAAC.¹⁵ Initial experiments were performed using *N*-tosyl-4-phenyltriazole, **1a** ($R^1 = \text{Ph}$, $R^2 = p\text{Tol}$). The results of the optimization studies are reported in Table S1.† $\text{Rh}_2(\text{S-TCPTTL})_4$ was found to be generally effective (1 mol%); complete consumption of **1a** was reached after 3 h at 100 °C using a slight excess of 3,3-dimethyloxetane, **3a** (1.5 equiv.), and CH_2Cl_2 as the solvent (0.1 M). $^1\text{H-NMR}$ spectroscopic analysis of the crude reaction mixture indicated the clean formation of imino products of type **4**. However, and not surprisingly, compound **4aA** was found to be unstable on silica gel or alumina. Product isolation was achieved by reduction with LiAlH_4 (1.5 equiv., 20 °C). The resulting amino tetrahydrofuran, **9aA**, was isolated in 80% yield over two steps, the structure of which was confirmed by X-ray diffraction analysis (Scheme 2, top).¹⁶ With these conditions in hand, triazoles **1b–h** were tested with oxetane **3a** to form the corresponding tetrahydrofurans. Substitutions at the *ortho* and *para* positions of the aromatic groups (R^1) led to the formation of **9bA–9dA** with moderate yields (58–68%). Other R^1 substituents such as 6-methoxynaphthalene (**1e**) and thiophene (**1f**) were also compatible, leading to the expected products **9eA** and **9fA** in 74% and 75% yields respectively. The mesyl and nosyl derivatives afforded products **9gA** and **9hA** in 71% and 58% yields ($R^2 = \text{Me}$ and $p\text{NO}_2\text{C}_6\text{H}_4$ respectively). Unsubstituted oxetane **3b**, 3,3-bis(chloromethyl) oxetane **3c**, and 2,6-dioxaspiro[3,3]heptane **3d** were found to be reactive with **1a** to afford products **9aB–9dA** in moderate to good yields (44–75%).¹⁷ Finally, using Davies' *N*-tosyl-4-ethoxytriazole, **1i**, ($R^1 = \text{OEt}$, $R^2 = p\text{Tol}$), we could probe the reaction under metal-free conditions.^{10b} In fact, and in contrast to the previous derivatives, **1a–1h**, triazole **1i** decomposes by thermal activation only, with the strong π -donor ethoxy group (R^1) stabilizing the transient donor/acceptor carbene. To our satisfaction, in the absence of $\text{Rh}_2(\text{S-TCPTTL})_4$, product **9iA** was isolated in 44% yield. Decreasing the thermal activation temperature to 60 °C



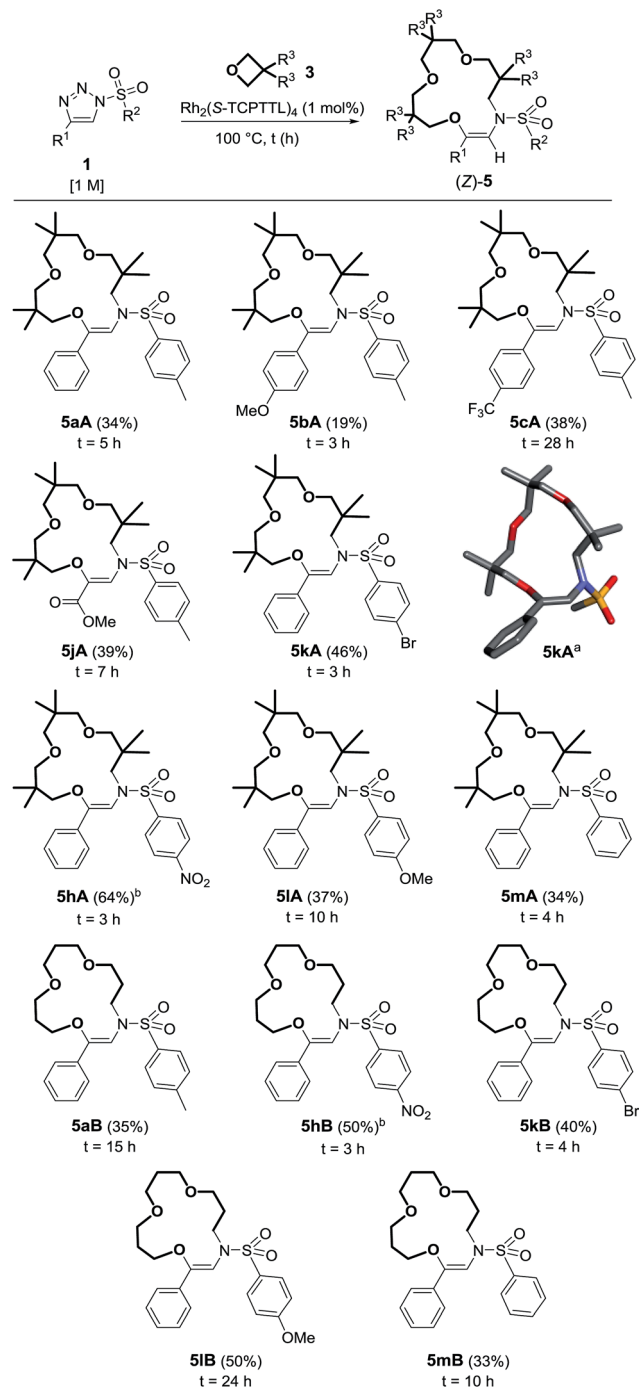
Scheme 2 Reaction scope and isolated yields of **9**. (a) Stick view of the crystal structure of **9aA**; part of the tolyl group was removed for clarity. (b) Performed over 6 h. (c) Performed with 2 mol% of $\text{Rh}_2(\text{S-TCPTTL})_4$ over 14 h. (d) Reduction with LiAlH_4 at 0 °C over 30 min. (e) Metal-free at 60 °C over 6 h.

improved the yield to 50% but at the expense of the reactivity (6 h reaction time).

While optimizing the reaction conditions for the formation of products **9** (Table S1†), it was noticed that the concentration of **1** and the ratio between **1** and **3** were strongly influencing the formation of the oxolane product. For instance, using oxetane **3a** as the solvent, we observed a variety of other products in the crude reaction mixtures, including a large proportion of compounds **5** while these derivatives were absent under 0.1 M conditions; the nature of the byproducts will be discussed later in the manuscript.¹⁸ NMR spectroscopic analysis of **5** was compatible only with a macrocyclic structure made by the addition of three oxetane units onto one α -imino carbene moiety.^{19,20}

The exact structure of compounds **5** was confirmed later by X-ray diffraction analysis (Scheme 3).²¹ Considering that the synthesis of functionalized macrocycles remains a challenge, particularly under high concentration conditions,²² it was deemed interesting to further study the one-pot synthesis of such 15C4 derivatives. Optimization experiments were





Scheme 3 Reaction scope and yields of **5**. (a) Stick view of the crystal structure of **5kA**; part of the $p\text{BrC}_6\text{H}_4$ group was removed for clarity. (b) Performed with 2 mol% of $\text{Rh}_2(\text{S-TCPTTL})_4$.

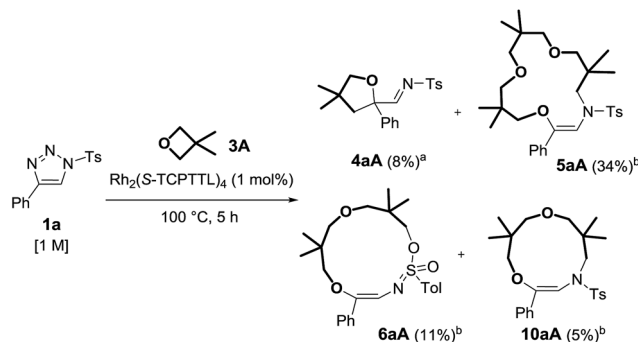
performed using *N*-bromophenylsulfonyl-4-phenyltriazole **1k** ($\text{R}^1 = \text{Ph}$, $\text{R}^2 = p\text{BrC}_6\text{H}_4$) and the results are reported in Table S2.† With $\text{Rh}_2(\text{OAc})_4$ as the catalyst (1 mol%) and 3,3-dimethyloxetane **3A** as the solvent, complete consumption of triazole **1k** (0.5 M) was reached after 5 h at 100°C to form **5kA** in 28% yield. Higher concentration conditions afforded better catalytic activity, higher conversions and similar yields for the same amount of time. With **1k**, the highest yield (46%) was afforded

using $\text{Rh}_2(\text{S-TCPTTL})_4$ with a loading of 1 mol% in pure 3,3-dimethyloxetane.²³ Such a yield could appear low in comparison to those obtained in the previous transformation (**1** \rightarrow **9**, Scheme 2) but, in regard to the interesting poly-condensation [3 + 4 + 4 + 4] mechanism, it is quite remarkable.

With these conditions in hand, **5aA** was obtained in 34% yield (Scheme 3). Substitutions at the *para* position of the aromatic group R^1 led to the formation of **5bA**²⁴ and **5cA** in 19% and 38% yields respectively. Ester **1j** was also compatible with this transformation, leading to the formation of **5jA** in 39% yield. Nosyl derivatives afforded **5hA** in 57% yield. Increasing the catalyst loading to 2 mol% did not change the reaction time but did improve the results (64% yield). Slower reactions and lower yields were observed for macrocycles **5lA** and **5mA** (37% and 34% respectively). With unsubstituted oxetane **3B**, similar observations were made. Prolonged reaction times were necessary for making **5aB**, **5lB** and **5mB** (24 h, 10 h and 15 h), with the macrocycles being obtained in moderate yields (33–50%). **5hB** and **5kB** were afforded in 50% and 40% yields respectively.

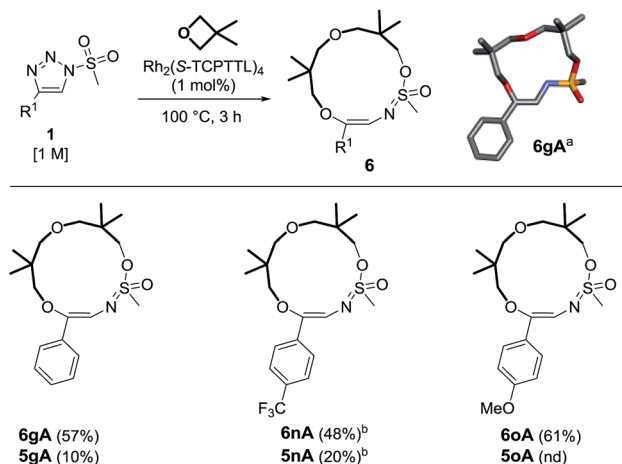
With reagents **1a**, **1l** and **1m** ($\text{R}^2 = p\text{Tol}$, $p\text{MeOC}_6\text{H}_4$ or Ph), ¹H-NMR spectroscopic and GC-MS analysis of the crude reaction mixtures revealed the additional presence of imines, **4**, and two (by)products. Care was taken to isolate these moieties as detailed in Scheme 4 for the reaction of **1a** with **3A**. After careful analysis, 11- and 13-membered rings **10aA** and **6aA** from double oxetane addition were identified. They were generated in 5% and 11% yields respectively, while imine **4aA** was present in low quantities (8% NMR yield).

The occurrence of compounds of type **6** was intriguing, particularly the presence of the intracyclic sulfonimide group. To our knowledge, there have been only a few reports detailing the direct involvement of sulfonyl groups in α -imino carbene chemistry.²⁵ An effort was therefore made to improve the synthesis of this type of macrocycle. As already observed in the literature,⁸ triazoles bearing methyl (alkyl) sulfonyl groups may afford different reactivity. This was also fortunately the case as triazole **1g** yielded the 13-membered heterocycle **6gA** predominantly (57% yield, Scheme 5). The exact structure of **6gA** was confirmed by X-ray diffraction analysis. The reaction was performed with **1n** and **1o** to afford **6nA** and **6oA** in 48% and 61% yields respectively. In the case of trifluoromethylated **1n**, it was



Scheme 4 Observed products from the reaction of **1a** and **3A**. (a) NMR yield determined by ¹H NMR spectroscopy using 1,3,5-trimethoxybenzene as a reference. (b) Isolated yields.

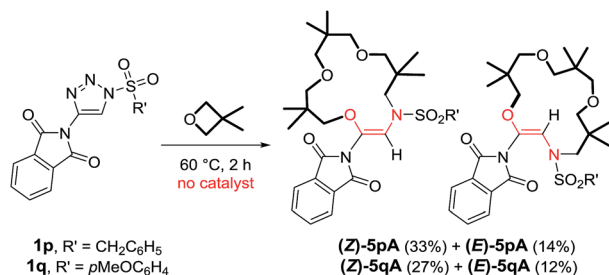




Scheme 5 Reactivity of mesyl triazoles and 3,3-dimethyloxetane. Reagents and conditions: (a) stick view of the crystal structure of **6gA**. (b) Performed with 2 mol% of $\text{Rh}_2(\text{S-TCPTTL})_4$ over 7 h.

necessary to use 2 mol% of catalyst. In all cases, macrocycles of type 5 were present in the crude reaction mixture but in low yields (10–20%).^{26,27}

At this stage, to gain some insight into the reaction mechanism, and into the influence (or lack thereof) of the metal catalyst on the macrocyclization steps, reactions were performed under thermal activation. Following the report of Alford and Davies on metal-free decompositions,^{10a} *N*-sulfonyl-triazoles **1p** and **1q** bearing a phthalimido R^1 group were prepared ($\text{R}^2 = \text{C}_6\text{H}_5\text{CH}_2$ or $p\text{MeOC}_6\text{H}_4$). These activated substrates were heated at 60 °C (1 M concentration in 3,3-dimethyloxetane). Full conversion was achieved after only 2 hours and the macrocyclic products **5p** and **5q** were isolated (Scheme 6).²⁸ Surprisingly however, mixtures of *Z* and *E*-isomers were obtained, the configurations of which were ascertained by X-ray structural analysis (Fig. S1 and further details in the ESI†). The *Z*-configured products were found to be predominant (ratio ~ 3 : 1). The minor products, (*E*)-**5p** and (*E*)-**5q**, exhibit a *trans* orientation of the O and N-atoms across the double bond. Remarkably, preliminary calculations (DFT/BP86) indicate that the *E*-isomers of **5p** and **5q** are more stable than the *Z*-analogues by ~2.1 kcal mol⁻¹.²⁹ This trend is attributed to a lower ring strain in the *E*-configured 15-membered cycles than in the *Z* geometries. A series of experiments was performed to possibly

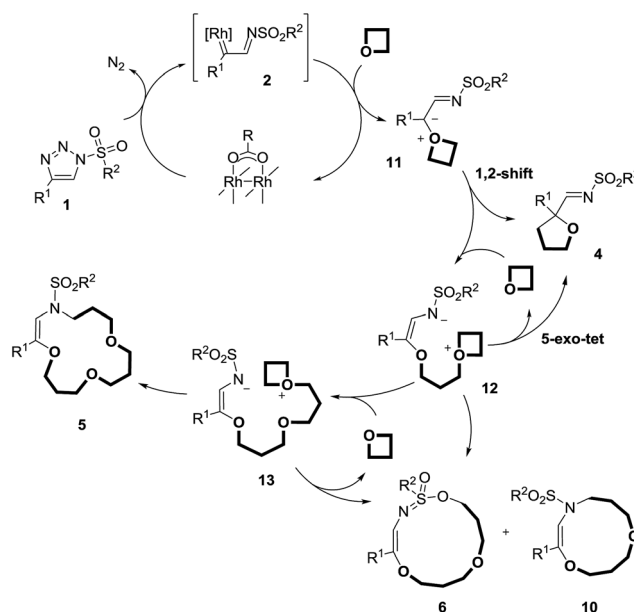


Scheme 6 Reactivity of *N*-sulfonyl-4-phthalimido-1,2,3-triazoles **1p** and **1q** with 3,3-dimethyloxetane.

pinpoint the origin of this disparity. Firstly, the macrocyclization reaction of triazole **1p** was performed in the presence of 1 mol% of $\text{Rh}_2(\text{S-TCPTTL})_4$, and neither the yield nor the (*Z*):(*E*) ratio were modified by the presence of the metal complex.³⁰ The pure isolated products, (*Z*)-**5p** and (*E*)-**5p**, were also heated at 60 °C in 3,3-dimethyloxetane for 15 h, in the absence or presence of $\text{Rh}_2(\text{S-TCPTTL})_4$ (1 mol%). In these reactions, and those performed under the same conditions at 100 °C, evidence of the isomerization of either the (*Z*) or (*E*)-isomers of **5p** could not be found. These results, combined with our calculations, indicate that products **5p** and **5q** are produced under kinetic control (no equilibration was observed).

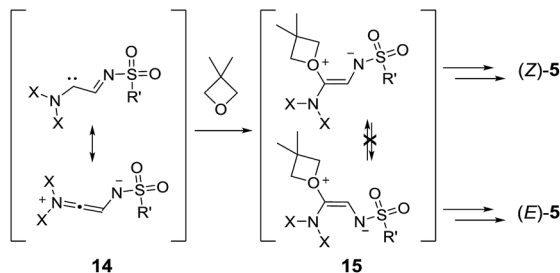
The mechanistic rationales are outlined in Schemes 7 and 8. As discussed, in the presence of Rh(II) catalysts, *N*-sulfonyl triazoles, **1**, generate α -imino metal carbenes, **2**, by nitrogen extrusion. These electrophilic intermediates react with one molecule of oxetane to form oxonium ylides of type **11**. The high nucleophilicity of the O-atom in both regular oxetane and 3,3-dimethyloxetane facilitates this step.³¹ Currently, the lack of stereoselection in the reactions performed with $\text{Rh}_2(\text{S-TCPTTL})_4$ tends to indicate the formation of metal-free ylides, rather than metal-bound species.

This highly reactive (ring-strained) intermediate can undergo a 1,2-shift and form adducts, **4**; the intramolecular process is favored by “dilute” conditions (0.1 M). At high concentration (1 M conditions), **11** reacts with the best nucleophile in the medium, the oxetane itself,^{31a} generating **12**. This intermediate can generate products of type **4** again by means of a 5-*exo*-tet cyclization, or products **6** and **10** via 11-*endo*-tet or 9-*endo*-tet cyclizations respectively. A third oxetane addition affords species **13**, which are then trapped intramolecularly by the terminal nitrogen atom, leading to the final products, **5**.^{20d} The reasons for the sequential addition of three oxetanes is due primarily to the need for $\text{S}_{\text{N}}2$ -like transition states and/or trans-annular strain.^{20d}



Scheme 7 Rationale for the metal catalyzed pathway.





Scheme 8 Formation of (Z)-5 and (E)-5. NX_2 represents the phthalimido group.

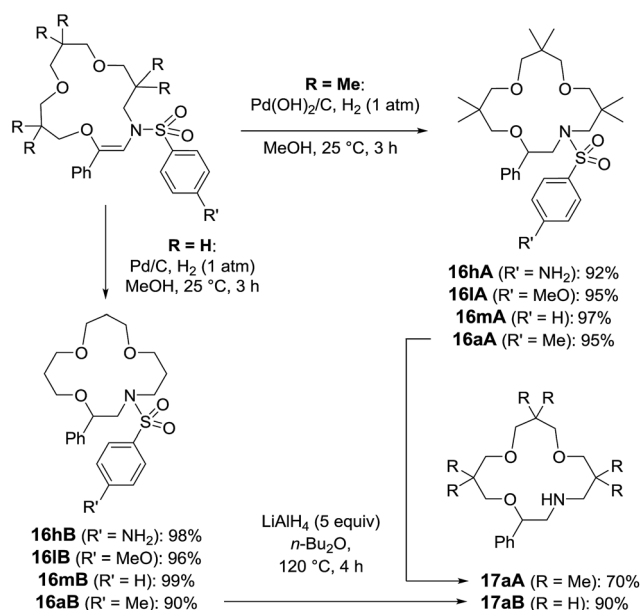
In thermally activated processes (**1p** and **1q**), the situation is somewhat different. Resonance-stabilized carbene intermediates, **14**, are formed by direct nitrogen extrusion (Scheme 8).^{10a} Reactions with one equivalent of oxetane form ylide intermediates, **15**, that are probably configurationally stable and exist in non-interconvertible (Z) and (E) forms. Further reactions with oxetanes and ring closures led to the formation of the macrocycles; the ratio between products **5pA** and **5qA** reflected the (Z) : (E) ratio among the intermediates, **15**.

With compounds **5** in hand, hydrogenation conditions were also developed. Not surprisingly, it was necessary to use more forcing conditions with sterically hindered **5A** than with **5B** (Scheme 9). In effect, $\text{Pd}(\text{OH})_2$ on activated charcoal, Pearlman's catalyst, was required with adducts made from 3,3-dimethyloxetane, and derivatives of **16A** were obtained in good to excellent yields (92–97%). While compounds carrying methoxy and methyl groups reacted without interference from the functional groups, derivative **5hA**, substituted with a nitro moiety, afforded the amino compound, **16hA**. With **16B**, heterogeneous catalysis with Pd/C was possible and nitro group reduction was again observed. Treatment of N-macrocycles

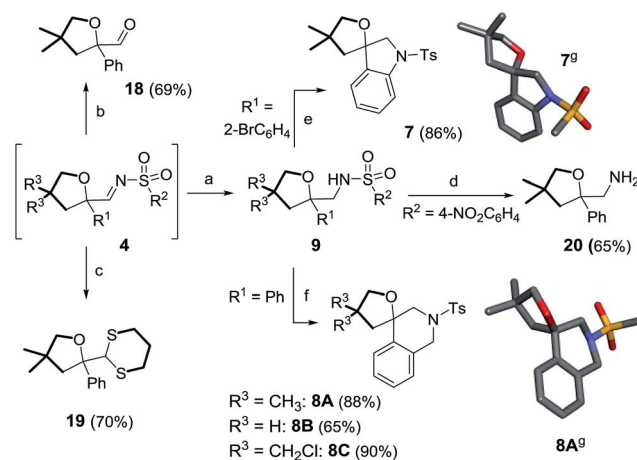
16aA and **16aB** with LiAlH_4 in Bu_2O at 120 °C resulted in the cleavage of the sulfonyl group,³² and free-amino building blocks **17aA** and **17aB** were isolated in 70% and 90% yields (Scheme 9).

Furthermore, care was taken to extend the structural diversity of the products made in this study by examining different trapping protocols for oxolane **4aA** or derivatizations of compounds **9** (Scheme 10). Firstly, it was possible to hydrolyze imine **4aA** to aldehyde **18** or transform it into dithiane³³ **19** in 69% and 70% yields respectively (in two steps, with no isolation of **4aA** required). In another set of experiments, the nosyl group of **9hA** was successfully removed, leading to the formation of free amine **20** (65% yield).³⁴ Direct construction of spiro N-heterocycles was achieved by intramolecular C–N bond formations. For instance, spiroindoline **7** was prepared from **9da** via a Buchwald–Hartwig reaction (86% yield).³⁵ 2-Amino tetrahydrofurans **9aA**, **9aB** and **9aC** were reacted with para-formaldehyde under acidic conditions to afford spiro tetrahydroquinolines **8A**, **8B** and **8C** in moderate to good yields (65–90%) via Pictet–Spengler cyclizations.^{5g,36}

Finally, with compounds **5–9** and **16–20** in hand, care was taken to evaluate the structural diversity generated by these derivatives. In fact, geometrically constrained macrocycles and spiro derivatives are attractive and possibly underrepresented targets in drug discovery.³⁷ Due to the conformational pre-organization associated with these skeletons, such moieties often display higher affinity and selectivity for biological targets. Herein, using the classical tools of “Diversity-Oriented Synthesis”,^{12,38} we report the chemoinformatic analysis of the diversity of the library, in terms of (i) the molecular shape distribution via principal-moment of inertia (PMI) analysis (Fig. 1) and (ii) 15 chemo-physical properties via principal component analysis (PCA) (Fig. S3†), in comparison to two reference sets constituting 40 top-selling drugs and 60 natural products (see the ESI† for details). PMI analysis suggested that



Scheme 9 Hydrogenation and tosyl group removal conditions.



Scheme 10 Post-functionalization of **4** or **9**. Reagents and conditions: (a) LiAlH_4 , 25 °C, 1 h. (b) Silica gel, 25 °C, 24 h. (c) $\text{HS}(\text{CH}_2)_3\text{SH}$, ClSiMe_3 , $\text{Zn}(\text{OTf})_2$, 25 °C, 1 h. (d) PhSH , K_2CO_3 , $\text{CH}_3\text{CN}/\text{DMSO}$ (49 : 1), 50 °C, 2 h. (e) $\text{Pd}(\text{OAc})_2$, $\pm\text{BINAP}$, K_2CO_3 , toluene, 115 °C, 14 h. (f) $(\text{HCHO})_n$, TFAA, MsOH , 1,2-DCE, 0 °C, 25 min. (g) Stick view of the crystal structures of **7** and **8A**; part of the tolyl groups has been removed for clarity.

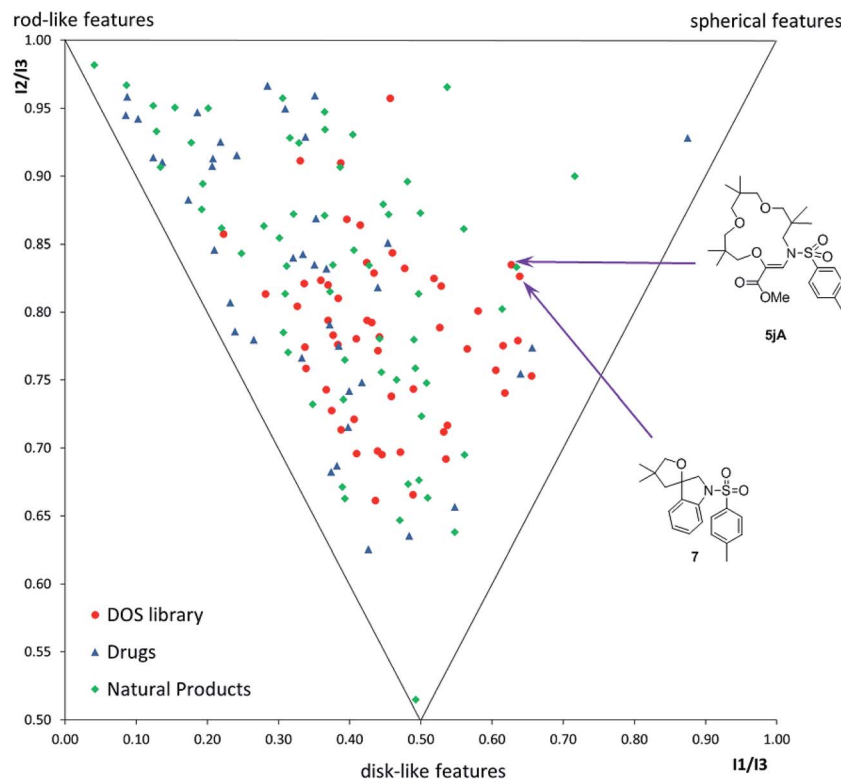


Fig. 1 Comparative PMI plot of fifty-three DOS library compounds (red dots), 40 top-selling brand-name drugs (blue triangles) and 60 diverse-natural products (green rhombi).

the DOS library exhibited a broad shape distribution, comparable to that of the natural product reference set, with decreased rod-like features compared to the drug reference set. Notably, macrocycle **5jA** and spirocycle **7** displayed significant 'spherical' characteristics, populating the far right-hand side of the plot. Pleasingly, the DOS library also had considerable overlap with both reference sets in the PCA analysis, suggesting that the DOS library accessed attractive areas of chemical space and contained compounds with drug-like properties (Fig. S3†).

Conclusions

In summary, 2-iminotetrahydrofurans, **4**, are readily formed by [1 + 4] condensations of α -imino carbenes and oxetanes under "dilute" conditions. These compounds possess a rather large range of reactivity, from reductions and hydrolyses to conversions into heterocycles such as spiroindolines, **7**, or spiro-tetrahydroquinolines, **8**. Under high concentration conditions (1 M), however, 13- and 15-azamacrocycles can be obtained *via* formal [5 + 4 + 4] and [3 + 4 + 4 + 4] condensations of α -imino carbenes and two/three oxetanes. In terms of mechanistic information and in the case of macrocycles **5** in particular, the *E* or *Z*-geometry of the unsaturated products was found to depend on the mode of carbene initiation – thermal activation *vs.* metal-catalysis. This afforded an interesting insight into the configurational stability of the subsequent ylide intermediates. Finally, chemoinformatic analysis suggested that the resulting library exhibited a broad molecular shape distribution, with significant spherical shape, covering attractive areas of chemical space.

Acknowledgements

We thank the University of Geneva and the Swiss National Science Foundation for financial support. We also acknowledge the contributions of the Sciences Mass Spectrometry (SMS) platform at the Faculty of Sciences, University of Geneva. We also thank Dr A. I. Poblador-Bahamonde for advice concerning the computational experiments.

Notes and references

- (a) H. C. Kolb, M. G. Finn and K. B. Sharpless, *Angew. Chem., Int. Ed.*, 2001, **40**, 2004–2021; (b) W. G. Lewis, L. G. Green, F. Grynszpan, Z. Radić, P. R. Carlier, P. Taylor, M. G. Finn and K. B. Sharpless, *Angew. Chem., Int. Ed.*, 2002, **41**, 1053–1057; (c) F. Amblard, J. H. Cho and R. F. Schinazi, *Chem. Rev.*, 2009, **109**, 4207–4220; (d) C. Le Droumaguet, C. Wang and Q. Wang, *Chem. Soc. Rev.*, 2010, **39**, 1233–1239; (e) P. Thirumurugan, D. Matosiuk and K. Jozwiak, *Chem. Rev.*, 2013, **113**, 4905–4979.
- (a) M. Meldal and C. W. Tornøe, *Chem. Rev.*, 2008, **108**, 2952–3015; (b) J. E. Hein and V. V. Fokin, *Chem. Soc. Rev.*, 2010, **39**, 1302–1315; (c) B. Schulze and U. S. Schubert, *Chem. Soc. Rev.*, 2014, **43**, 2522–2571.
- (a) R. E. Harmon, F. Stanley, S. K. Gupta and J. Johnson, *J. Org. Chem.*, 1970, **35**, 3444–3448; (b) R. E. Harmon, R. A. Earl and S. K. Gupta, *J. Chem. Soc. D*, 1971, 296–297.
- (a) B. Chattopadhyay and V. Gevorgyan, *Angew. Chem., Int. Ed.*, 2012, **51**, 862–872; (b) A. V. Gulevich and V. Gevorgyan,



- Angew. Chem., Int. Ed.*, 2013, **52**, 1371–1373; (c) H. M. L. Davies and J. S. Alford, *Chem. Soc. Rev.*, 2014, **43**, 5151–5162; (d) P. Anbarasan, D. Yadagiri and S. Rajasekar, *Synthesis*, 2014, **46**, 3004–3023; (e) Y. Wang, X. Lei and Y. Tang, *Synlett*, 2015, **26**, 2051–2059; (f) Y. Jiang, R. Sun, X.-Y. Tang and M. Shi, *Chem. – Eur. J.*, 2016, **22**, 17910–17924.
- 5 For selected Rh-catalyzed reactions of triazoles, see the following articles on C–H, C–O, C–S, N–H or O–H bond insertions: (a) S. Chuprakov, J. A. Malik, M. Zibinsky and V. V. Fokin, *J. Am. Chem. Soc.*, 2011, **133**, 10352–10355; (b) D. Yadagiri and P. Anbarasan, *Chem. – Eur. J.*, 2013, **19**, 15115–15119; (c) J. Fu, H. Shen, Y. Chang, C. Li, J. Gong and Z. Yang, *Chem. – Eur. J.*, 2014, **20**, 12881–12888; (d) T. Miura, T. Tanaka, K. Matsumoto and M. Murakami, *Chem. – Eur. J.*, 2014, **20**, 16078–16082; (e) H. J. Jeon, D. J. Jung, J. H. Kim, Y. Kim, J. Bouffard and S.-g. Lee, *J. Org. Chem.*, 2014, **79**, 9865–9871; (f) T. Miura, Y. Fujimoto, Y. Funakoshi and M. Murakami, *Angew. Chem., Int. Ed.*, 2015, **54**, 9967–9970; (g) V. N. G. Lindsay, H. M. F. Viart and R. Sarpong, *J. Am. Chem. Soc.*, 2015, **137**, 8368–8371; (h) M.-H. Shen, Y.-P. Pan, Z.-H. Jia, X.-T. Ren, P. Zhang and H.-D. Xu, *Org. Biomol. Chem.*, 2015, **13**, 4851–4854; (i) L. Li, X.-H. Xia, Y. Wang, P. P. Bora and Q. Kang, *Adv. Synth. Catal.*, 2015, **357**, 2089–2097; (j) X. Ma, F. Wu, X. Yi, H. Wang and W. Chen, *Chem. Commun.*, 2015, **51**, 6862–6865; (k) D. J. Lee and E. J. Yoo, *Org. Lett.*, 2015, **17**, 1830–1833; (l) Y. Shi, X. Yu and C.-Y. Li, *Eur. J. Org. Chem.*, 2015, **2015**, 6429–6433; (m) M. Senoo, A. Furukawa, T. Hata and H. Urabe, *Chem. – Eur. J.*, 2016, **22**, 890–895; (n) R. W. Kubiak, J. D. Mighion, S. M. Wilkerson-Hill, J. S. Alford, T. Yoshidomi and H. M. L. Davies, *Org. Lett.*, 2016, **18**, 3118–3121; (o) T. Miura, T. Nakamuro, S. Miyakawa and M. Murakami, *Angew. Chem., Int. Ed.*, 2016, **55**, 8732–8735. Cyclopropanations: (p) S. Chuprakov, S. W. Kwok, L. Zhang, L. Lercher and V. V. Fokin, *J. Am. Chem. Soc.*, 2009, **131**, 18034–18035; (q) M. Zibinsky and V. V. Fokin, *Org. Lett.*, 2011, **13**, 4870–4872; (r) T. Miura, T. Nakamuro, C.-J. Liang and M. Murakami, *J. Am. Chem. Soc.*, 2014, **136**, 15905–15908. Addition to aromatic rings: (s) B. Rajagopal, C.-H. Chou, C.-C. Chung and P.-C. Lin, *Org. Lett.*, 2014, **16**, 3752–3755; (t) D. Yadagiri and P. Anbarasan, *Org. Lett.*, 2014, **16**, 2510–2513; (u) S. Shin, Y. Park, C.-E. Kim, J.-Y. Son and P. H. Lee, *J. Org. Chem.*, 2015, **80**, 5859–5869; (v) B. Seo, W. H. Jeon, J. Kim, S. Kim and P. H. Lee, *J. Org. Chem.*, 2015, **80**, 722–732; (w) X.-Y. Tang, Y.-S. Zhang, L. He, Y. Wei and M. Shi, *Chem. Commun.*, 2015, **51**, 133–136; (x) J. Meng, X. Ding, X. Yu and W.-P. Deng, *Tetrahedron*, 2016, **72**, 176–183. 1,3-Dipole-like additions: (y) S. Chuprakov, F. W. Hwang and V. Gevorgyan, *Angew. Chem., Int. Ed.*, 2007, **46**, 4757–4759; (z) E. E. Schultz and R. Sarpong, *J. Am. Chem. Soc.*, 2013, **135**, 4696–4699; (aa) J. E. Spangler and H. M. L. Davies, *J. Am. Chem. Soc.*, 2013, **135**, 6802–6805; (ab) H. Shen, J. Fu, J. Gong and Z. Yang, *Org. Lett.*, 2014, **16**, 5588–5591; (ac) D. J. Jung, H. J. Jeon, J. H. Lee and S.-g. Lee, *Org. Lett.*, 2015, **17**, 3498–3501; (ad) H. Ding, S. Hong and N. Zhang, *Tetrahedron Lett.*, 2015, **56**, 507–510; (ae) E. Lee, T. Ryu, E. Shin, J.-Y. Son, W. Choi and P. H. Lee, *Org. Lett.*, 2015, **17**, 2470–2473; (af) T. Miura, Y. Funakoshi, Y. Fujimoto, J. Nakahashi and M. Murakami, *Org. Lett.*, 2015, **17**, 2454–2457; (ag) J. He, Z. Man, Y. Shi and C.-Y. Li, *J. Org. Chem.*, 2015, **80**, 4816–4823; (ah) W.-B. Zhang, S.-D. Xiu and C.-Y. Li, *Org. Chem. Front.*, 2015, **2**, 47–50; (ai) X. Lei, L. Li, Y.-P. He and Y. Tang, *Org. Lett.*, 2015, **17**, 5224–5227; (aj) S. Kim, J. E. Kim, J. Lee and P. H. Lee, *Adv. Synth. Catal.*, 2015, **357**, 3707–3717; (ak) J. He, Y. Shi, W. Cheng, Z. Man, D. Yang and C.-Y. Li, *Angew. Chem., Int. Ed.*, 2016, **55**, 4557–4561; (al) D. Yadagiri, A. C. S. Reddy and P. Anbarasan, *Chem. Sci.*, 2016, **7**, 5934; (am) W. Chen, Y.-L. Bai, Y.-C. Luo and P.-F. Xu, *Org. Lett.*, 2017, **19**, 364–367. Other reactions: (an) D. J. Jung, H. J. Jeon, J. H. Kim, Y. Kim and S.-g. Lee, *Org. Lett.*, 2014, **16**, 2208–2211; (ao) Y. Xing, G. Sheng, J. Wang, P. Lu and Y. Wang, *Org. Lett.*, 2014, **16**, 1244–1247; (ap) R.-Q. Ran, S.-D. Xiu and C.-Y. Li, *Org. Lett.*, 2014, **16**, 6394–6396; (aq) Y.-S. Zhang, X.-Y. Tang and M. Shi, *Chem. Commun.*, 2014, **50**, 15971–15974; (ar) Y. Yang, M.-B. Zhou, X.-H. Ouyang, R. Pi, R.-J. Song and J.-H. Li, *Angew. Chem., Int. Ed.*, 2015, **54**, 6595–6599; (as) C.-E. Kim, Y. Park, S. Park and P. H. Lee, *Adv. Synth. Catal.*, 2015, **357**, 210–220; (at) D. J. Lee, D. Ko and E. J. Yoo, *Angew. Chem., Int. Ed.*, 2015, **54**, 13715–13718; (au) H. Wang, H. Qiao, H. Zhang, H. Yang, Y. Zhao and H. Fu, *Eur. J. Org. Chem.*, 2015, 4471–4480; (av) Y. Jiang, X.-Y. Tang and M. Shi, *Chem. Commun.*, 2015, **51**, 2122–2125; (aw) Y. Tian, Y. Wang, H. Shang, X. Xu and Y. Tang, *Org. Biomol. Chem.*, 2015, **13**, 612–619; (ax) H. Zhang, H. Wang, H. Yang and H. Fu, *Org. Biomol. Chem.*, 2015, **13**, 6149–6153; (ay) H.-D. Xu, K. Xu, H. Zhou, Z.-H. Jia, H. Wu, X.-L. Lu and M.-H. Shen, *Synthesis*, 2015, **47**, 641–646; (az) H.-D. Xu, Z.-H. Jia, K. Xu, H. Zhou and M.-H. Shen, *Org. Lett.*, 2015, **17**, 66–69; (ba) R. Sun, Y. Jiang, X.-Y. Tang and M. Shi, *Chem. – Eur. J.*, 2016, **22**, 5727–5733.
- 6 T. Horneff, S. Chuprakov, N. Chernyak, V. Gevorgyan and V. V. Fokin, *J. Am. Chem. Soc.*, 2008, **130**, 14972–14974.
- 7 F. Medina, C. Besnard and J. Lacour, *Org. Lett.*, 2014, **16**, 3232–3235.
- 8 J. Pospech, R. Ferraccioli, H. Neumann and M. Beller, *Chem. – Asian J.*, 2015, **10**, 2624–2630.
- 9 (a) X. Ma, S. Pan, H. Wang and W. Chen, *Org. Lett.*, 2014, **16**, 4554–4557; (b) Y. O. Ko, H. J. Jeon, D. J. Jung, U. B. Kim and S.-g. Lee, *Org. Lett.*, 2016, **18**, 6432–6435.
- 10 (a) J. S. Alford and H. M. L. Davies, *Org. Lett.*, 2012, **14**, 6020–6023; (b) J. S. Alford and H. M. L. Davies, *J. Am. Chem. Soc.*, 2014, **136**, 10266–10269.
- 11 The presence of strong π -donor groups at position R¹ stabilizes the transient donor/acceptor carbenes favoring their thermal decomposition.
- 12 (a) T. E. Nielsen and S. L. Schreiber, *Angew. Chem., Int. Ed.*, 2008, **47**, 48–56; (b) M. D. Burke and S. L. Schreiber, *Angew. Chem., Int. Ed.*, 2004, **43**, 46–58.
- 13 H. Nozaki, S. Moriuti, H. Takaya and R. Noyori, *Tetrahedron Lett.*, 1966, **7**, 5239–5244.
- 14 (a) K. Friedrich, U. Jansen and W. Kirmse, *Tetrahedron Lett.*, 1985, **26**, 193–196; (b) K. Ito and T. Katsuki, *Chem. Lett.*, 1994,



- 23, 1857–1860; (c) M. M. C. Lo and G. C. Fu, *Tetrahedron*, 2001, **57**, 2621–2634.
- 15 J. Raushel and V. V. Fokin, *Org. Lett.*, 2010, **12**, 4952–4955.
- 16 Despite the use of an enantiopure catalyst, product **9aA** was obtained in racemic form only. Reactions at 60 and 80 °C also yielded racemic materials.
- 17 2-Substituted oxetanes led to complex crude mixtures from which separated products could not be isolated by chromatography.
- 18 Using oxetanes as the solvent, crude reaction mixtures usually contain products **4**, **5**, **6** and **10** in various proportions.
- 19 Such a reactivity matches previously reported reactions of oxetanes with α -keto carbenes that yield polyoxa macrocycles, and 15-membered ring derivatives in particular. See ref. 20.
- 20 (a) W. Kirmse, R. Lelgemann and K. Friedrich, *Chem. Ber.*, 1991, **124**, 1853–1863; (b) K. Uneyama, K. Maeda, Y. Tokunaga and N. Itano, *J. Org. Chem.*, 1995, **60**, 370–375; (c) S. Cenini, G. Cravotto, G. B. Giovenzana, G. Palmisano and S. Tollari, *Tetrahedron*, 1999, **55**, 6577–6584; (d) D. Rix, R. Ballesteros-Garrido, W. Zeghida, C. Besnard and J. Lacour, *Angew. Chem., Int. Ed.*, 2011, **50**, 7308–7311; (e) M. Kitamura, M. Kisanuki, K. Kanemura and T. Okauchi, *Org. Lett.*, 2014, **16**, 1554–1557.
- 21 Products **5** are quite sensitive to acidic conditions decomposing upon standing over silica gel and after a few hours (days) in CDCl₃. Linear keto-alcohols are then obtained.
- 22 (a) W. Zeghida, C. Besnard and J. Lacour, *Angew. Chem., Int. Ed.*, 2010, **49**, 7253–7256; (b) M. Vishe, R. Hrdina, L. Guénée, C. Besnard and J. Lacour, *Adv. Synth. Catal.*, 2013, **355**, 3161–3169; (c) D. Poggiali, A. Homberg, T. Lathion, C. Piguet and J. Lacour, *ACS Catal.*, 2016, **6**, 4877–4881.
- 23 Increasing the catalyst loading did not improve the reaction significantly. Lower yields were obtained when co-solvents were used in 1 : 1 mixtures with 3,3-dimethyloxetane; these conditions correspond to 5 equivalents of 3,3-dimethyloxetane. See the ESI† for details.
- 24 Careful examination of the crude reaction mixture revealed the presence of imine **4** (18%, NMR yield).
- 25 (a) D. Frank, G. Himbert and M. Regitz, *Chem. Ber.*, 1978, **111**, 183–188; (b) P. He and S. Zhu, *Tetrahedron*, 2006, **62**, 549–555; (c) N. Selander and V. V. Fokin, *J. Am. Chem. Soc.*, 2012, **134**, 2477–2480.
- 26 In the case of **5oA**, this compound was detected in the crude mixture but its isolation was not possible.
- 27 *N*-Mesityl triazole derivatives substituted either by ethoxy or phthalimido groups as R¹ substituents react, under thermal activation (see Scheme 6 and associated paragraphs), to give products different to 13-membered rings **6**. In fact, the ethoxy derivative favors the formation of a THF derivative of type **4** while the phthalimido substrate leads to the formation of 15-membered **5** predominantly.
- 28 Activated triazole **1i** reacts under these reaction conditions to afford a tetrahydrofuran skeleton (**9i** after reductive workup) and not the corresponding macrocycles. In all likelihood, the better donating group ability of the ethoxy substituent facilitates the 1,2-shift process.
- 29 Using the same *in silico* conditions, the energies of the observed (*Z*) and putative (*E*) isomers of **5kA** have been calculated. A lower difference of 0.6 kcal mol^{−1} is observed, still in favor of the (*E*) configuration.
- 30 This result is in line with previous observations of the Davies' group that chiral catalysts have no stereochemical influence on the reactions of triazole of type **1p**. See ref. 10.
- 31 (a) S. Searles, M. Tamres and E. R. Lippincott, *J. Am. Chem. Soc.*, 1953, **75**, 2775–2777; (b) H. Bouchékif, M. I. Philbin, E. Colclough and A. J. Amass, *Macromolecules*, 2010, **43**, 845–855.
- 32 D. Klamann, *Monatsh. Chem.*, 1953, **84**, 651–654.
- 33 A. Boyer, *Org. Lett.*, 2014, **16**, 5878–5881.
- 34 (a) T. Fukuyama, C.-K. Jow and M. Cheung, *Tetrahedron Lett.*, 1995, **36**, 6373–6374; (b) H. Mao, G. J. Joly, K. Peeters, G. J. Hoornaert and F. Compennolle, *Tetrahedron*, 2001, **57**, 6955–6967.
- 35 (a) J. P. Wolfe, S. Wagaw and S. L. Buchwald, *J. Am. Chem. Soc.*, 1996, **118**, 7215–7216; (b) S. R. Stauffer, S. Lee, J. P. Stambuli, S. I. Hauck and J. F. Hartwig, *Org. Lett.*, 2000, **2**, 1423–1426; (c) M. K. Ghorai and Y. Nanaji, *J. Org. Chem.*, 2013, **78**, 3867–3878.
- 36 (a) O. O. Orazi, R. A. Corral and H. Giaccio, *J. Chem. Soc., Perkin Trans. 1*, 1986, 1977–1982; (b) O. Hoshino, M. Ishizaki, K. Saito and K. Yumoto, *J. Chem. Soc., Chem. Commun.*, 1990, 420–421.
- 37 (a) H. S. G. Beckmann, F. Nie, C. E. Hagerman, H. Johansson, Y. S. Tan, D. Wilcke and D. R. Spring, *Nat. Chem.*, 2013, **5**, 861–867; (b) A. Grossmann, S. Bartlett, M. Janecek, J. T. Hodgkinson and D. R. Spring, *Angew. Chem., Int. Ed.*, 2014, **53**, 13093–13097; (c) F. Nie, D. L. Kunciw, D. Wilcke, J. E. Stokes, W. R. J. D. Galloway, S. Bartlett, H. F. Sore and D. R. Spring, *Angew. Chem., Int. Ed.*, 2016, **55**, 11139–11143.
- 38 (a) G. L. Thomas, R. J. Spandl, F. G. Glansdorp, M. Welch, A. Bender, J. Cockfield, J. A. Lindsay, C. Bryant, D. F. J. Brown, O. Loiseleur, H. Rudyk, M. Ladlow and D. R. Spring, *Angew. Chem., Int. Ed.*, 2008, **47**, 2808–2812; (b) B. M. Ibbeson, L. Laraia, E. Alza, C. J. O'Connor, Y. S. Tan, H. M. L. Davies, G. McKenzie, A. R. Venkitaraman and D. R. Spring, *Nat. Commun.*, 2014, **5**, 3155; (c) N. Kato, E. Comer, T. Sakata-Kato, A. Sharma, M. Sharma, M. Maetani, J. Bastien, N. M. Brancucci, J. A. Bittker, V. Corey, D. Clarke, E. R. Derbyshire, G. L. Dornan, S. Duffy, S. Eckley, M. A. Itoe, K. M. J. Koolen, T. A. Lewis, P. S. Lui, A. K. Lukens, E. Lund, S. March, E. Meibalan, B. C. Meier, J. A. McPhail, B. Mitasev, E. L. Moss, M. Sayes, Y. Van Gessel, M. J. Wawer, T. Yoshinaga, A.-M. Zeeman, V. M. Avery, S. N. Bhatia, J. E. Burke, F. Catteruccia, J. C. Clardy, P. A. Clemons, K. J. Dechering, J. R. Duvall, M. A. Foley, F. Gusovsky, C. H. M. Kocken, M. Marti, M. L. Morningstar, B. Munoz, D. E. Neafsey, A. Sharma, E. A. Winzeler, D. F. Wirth, C. A. Scherer and S. L. Schreiber, *Nature*, 2016, **538**, 344–349.

