



Cite this: *Chem. Sci.*, 2017, 8, 7492

Tertiary amine synthesis *via* reductive coupling of amides with Grignard reagents†

Lan-Gui Xie and Darren J. Dixon *

A new iridium catalyzed reductive coupling reaction of Grignard reagents and tertiary amides affording functionalised tertiary amine products *via* an efficient and technically-simple one-pot, two-stage experimental protocol, is reported. The reaction – which can be carried out on gram-scale using as little as 1 mol% Vaska's complex $[\text{IrCl}(\text{CO})(\text{PPh}_3)_2]$ and TMDS as the terminal reductant for the initial reductive activation step – tolerates a broad range of tertiary amides from (hetero)aromatic to aliphatic (branched, unbranched and formyl) and a wide variety of alkyl (linear, branched), vinyl, alkynyl and (hetero)aryl Grignard reagents. The new methodology has been applied directly to bioactive molecule synthesis and the high chemoselectivity of the reductive coupling of amide has been exploited in late stage functionalization of drug molecules. This reductive functionalisation of tertiary amides provides a new and practical solution to tertiary amine synthesis.

Received 17th August 2017
Accepted 9th September 2017

DOI: 10.1039/c7sc03613b

rs.c.li/chemical-science

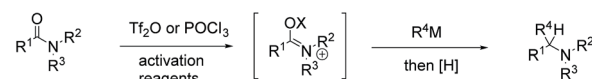
Introduction

Tertiary amines are chemical motifs commonly found in molecules of importance to chemistry, biology and medicine. Their Lewis basic properties arising from the lone pair of electrons make them ideal as ligands for transition metal catalysts and organometallic complexes. Moreover, the Brønsted basicity of the tertiary amine moiety has been exploited extensively for sequestering acidic side products in coupling reactions, and, in metal-free catalysts exploiting acid/base equilibria for substrate activation in enantioselective carbon–carbon bond formation.¹ In nature they are often found contained within alkaloid secondary metabolites produced by organisms such as bacteria, fungi, and plants. Classical synthetic routes typically rely on C–N bond forming reactions such as amine-carbonyl reductive amination, amine alkylation and C–N cross-coupling.^{1,2} However, amine synthesis through carbon–carbon bond formation alpha to nitrogen offers complementarity especially for accessing α -branched products, and, as such, the synthetic utility of the Petasis–Mannich reaction³ as well as the directed amine lithiation/functionalisation approach of Beak, Hoppe, and others, are well-documented.⁴ Furthermore, α -functionalisation of amines *via* radical intermediates produced through photoredox activation have recently been achieved.⁵

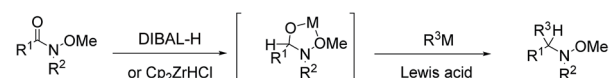
Reductive functionalisation of amide functionality to generate carbon–carbon bonds alpha to nitrogen has also been

demonstrated as a viable approach for amine synthesis.^{6–8} In this context, approaches using stoichiometric amounts of strongly electrophilic reagents, such as Tf_2O and POCl_3 , for amide pre-activation prior to reductive functionalisation, have been described⁹ (Scheme 1A). Weinreb amides have also been demonstrated as alternative substrates for reductive pre-activation, using stoichiometric DIBAL-H or Schwartz's reagent (Cp_2ZrHCl), affording alkoxy amine products after, for example, allylation and cyanation reactions in the presence of Lewis acids for reactive iminium ion formation¹⁰ (Scheme 1B). Although the above stoichiometric approaches are demonstrably successful, catalysed variants of these reductive

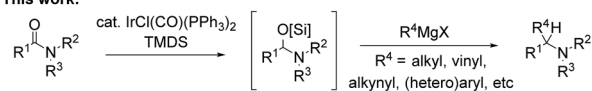
A) Preactivation approaches



B) Stoichiometric approaches:



C) This work:



- ✓ user friendly
- ✓ broad (sp, sp², sp³) carbon nucleophiles
- ✓ drug-molecule synthesis
- ✓ chemoselective
- ✓ functionalised Grignard reagents
- ✓ late-stage functionalisation

Department of Chemistry, Chemistry Research Laboratory, University of Oxford, Mansfield Road, Oxford OX1 3TA, UK. E-mail: darren.dixon@chem.ox.ac.uk

† Electronic supplementary information (ESI) available: Experimental procedures, spectroscopic data, copies of ¹H and ¹³C NMR spectra and crystallographic data. CCDC 1552384. For ESI and crystallographic data in CIF or other electronic format see DOI: 10.1039/c7sc03613b

Scheme 1 Reductive functionalisation of amides with carbon-centered nucleophiles.



functionalization processes offer a number of potential benefits, especially in terms of chemoselectivity and functional group tolerance. For example, in presence of Vaska's complex and $(\text{Me}_2\text{HSi})_2\text{O}$ (TMDS), Chida/Sato¹¹ demonstrated the formation of hemiaminal intermediates from Weinreb amide substrates, which with the assistance of stoichiometric $\text{BF}_3 \cdot \text{Et}_2\text{O}$, undergo substitution by preformed nucleophiles such as silyl ketene acetals and allyl tin reagents. Our group, and others, have been exploring amine synthesis through exploitation of enamine and iminium ion intermediates formed by catalytic partial reduction of tertiary amides.¹² In this respect, we have reported the iridium catalysed reductive intramolecular nitro-Mannich reaction of lactams for the synthesis of bicyclic nitroamines, and the broad-scope iridium catalysed reductive Strecker reaction of tertiary amides for the efficient synthesis of α -amino nitrile products.

In a continuation of our program, and with the ultimate aim of expanding the range of amine products accessible using the two stage reductive activation approach, we considered a reductive coupling of tertiary amides and Grignard reagents (Scheme 1C). Grignard reagents are widely available commercial organometallic reagents and are simply and reliably prepared in the laboratory. Similarly, tertiary amides are commonly found in biologically active natural products and drug compounds, and are widespread throughout pharmaceutical and agrochemical companies. When combined with the ease at which they can be prepared through standard amide coupling reactions,¹³ a mild reductive coupling protocol that could efficiently and chemoselectively target this functional group to generate tertiary amine products from Grignard reagents would likely find numerous applications in preparative scale synthesis, library generation, late-stage functionalisation, and total synthesis alike. Herein we wish to report our findings.

Results and discussion

We chose the reductive benzylation of dimethyl benzoylamide as a model reaction and selected Vaska's catalyst and tetramethyldisiloxane (TMDS) for the key reductive activation step (Table 1). Initial investigations employing THF or toluene as the reaction solvent were encouraging; in both cases a two-stage protocol – where the reductive activation step (using 1 mol% Vaska's catalyst and 2 eq. of TMDS) was allowed to run to completion prior to addition of benzylmagnesium chloride (1 M in THF) – afforded moderate yet encouraging yields of the desired tertiary amine **1** (entry 1 and 2). Further studies identified dichloromethane as the solvent of choice and the ideal concentration of amide starting material to be 0.1 M. Following optimisation, our two-stage one-pot protocol enabled the synthesis of **1** in 89% isolated yield after flash column chromatography (entry 6).

With optimised conditions in hand the scope of the reductive benzylation reaction with respect to the tertiary amide was assessed (Scheme 2). Benzoylamides derived from cyclic amines pyrrolidine, azepine, azocane, morpholine and 6,7-dimethoxytetrahydroisoquinoline respectively, all furnished the target tertiary amines (**2–6**) in good to excellent yields (70–90%).

Table 1 Discovery and optimization of reductive functionalisation of dimethyl benzoylamide with benzyl magnesium chloride^a

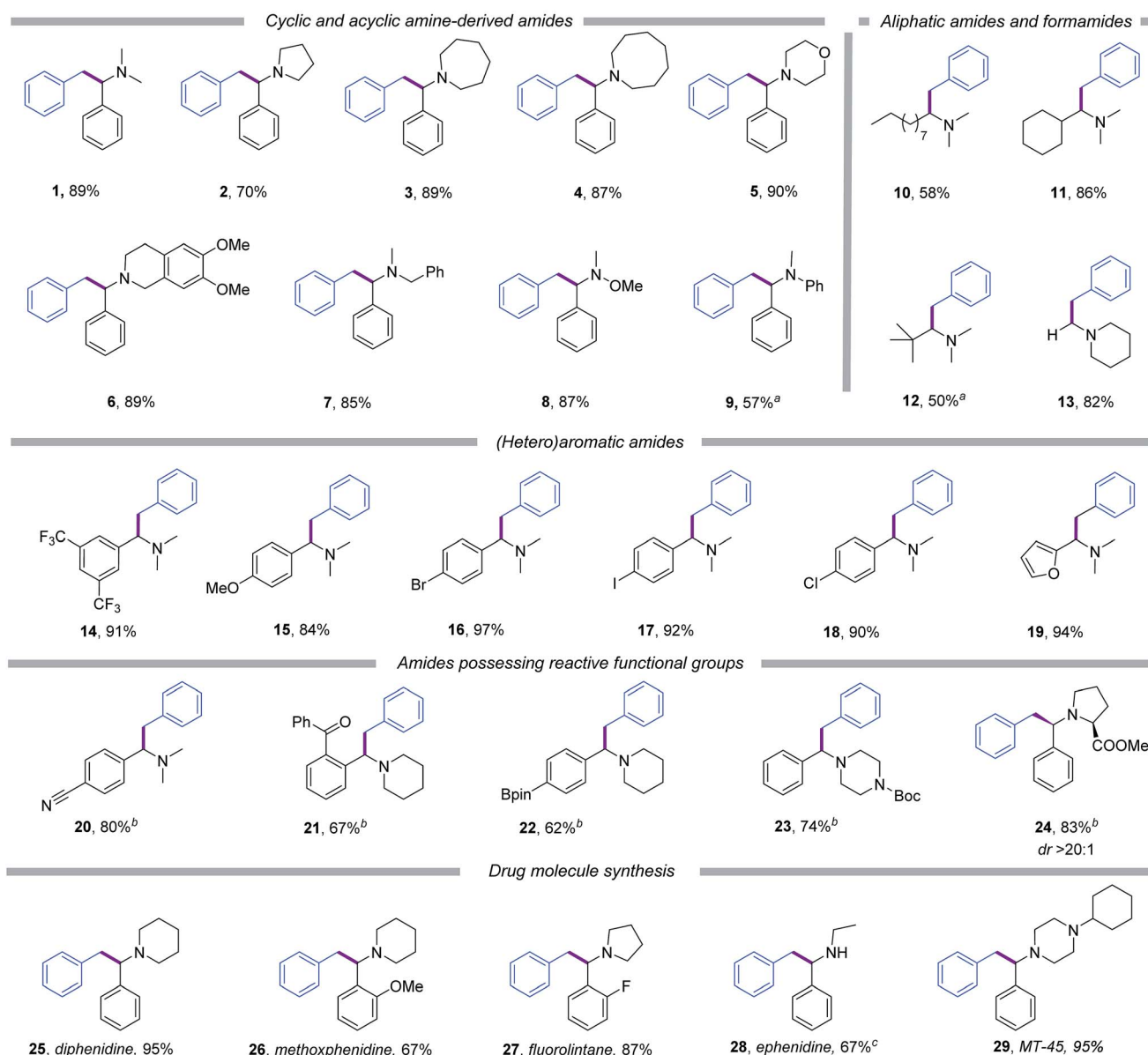
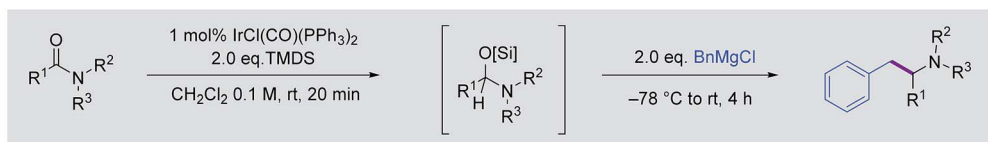
Entry	Cat. loading (mol%)	Solvent	Concentration (M)	Yield ^b (%)
1	1	Tetrahydrofuran	0.05	54
2	1	Toluene	0.05	64
3	1	CH_2Cl_2	0.05	82
4	3.3	CH_2Cl_2	0.05	85
5	0.5	CH_2Cl_2	0.05	53
6	1	CH_2Cl_2	0.1	95(89) ^c
7	1	CH_2Cl_2	0.025	35
8	1	CH_2Cl_2	0.5	80

^a Reactions were performed on 0.3 mmol of amide. ^b NMR yields with 3,5-dibromoanisole as internal standard. ^c Isolated yield.

Methylbenzylbenzoylamide was also a good substrate yielding benzylamine (**7**) in excellent yield and thus expanding the potential application of the protocol to secondary amine synthesis *via* subsequent hydrogenolysis. The Weinreb amide of benzoic acid was an excellent substrate and afforded α -benzylated methoxyamine product **8** in 87% yield. Methylaniline derived benzoyl amide was also amenable to reductive benzylation, and furnished a substituted aniline product **9**. The acceptable yield of 57% in this case required the use of an increased loading of Vaska's complex (5 mol%) in the initial reductive activation step to overcome diminished substrate reactivity. Great tolerance with respect to the arene moiety of the dimethylamide was witnessed under the optimised reaction conditions. Thus electron deficient, electron-rich and halogen-substituted benzoic acid derivatives gave the respective tertiary amine products (**14–18**) in yields ranging from 84 to 97%. Similarly a 2-furanyl substrate gave the desired amine product (**19**) in 94% yield. Aliphatic dimethyl amides, derived from *n*-decanoic acid, cyclohexane carboxylic acid and pivalic acid were all good substrates for the reductive alkylation protocol and yielded tertiary amine products **10–12** in respectable yields. *N*-Formyl piperidine was also an excellent substrate and gave product **13** in 82% yield. The ability to dialkylaminomethylate organomagnesium reagents using tertiary formamides should find many synthetic applications within target synthesis, methodology development and drug discovery programs. Unfortunately, under the current reaction conditions, reductive coupling of lactams with Grignard reagents were not successful.¹⁴

Despite the use of a relatively reactive organometallic coupling partner (BnMgCl) the functional group tolerance of the reductive functionalisation reaction was found to be high. Nitrile, aryl ketone, pinacol boronate ester, *tert*-butyl carbamate and ester functionality all survived when the amount of Grignard reagent in the second stage was lowered to 1.2 equivalents and the reaction temperature kept below 0 °C. The





Scheme 2 Scope with respect to the tertiary amide. Standard condition: amide 0.3 mmol, IrCl(CO)(PPh₃)₂ 1 mol%, TMDS 0.6 mmol, CH₂Cl₂ 3 mL, BnMgCl 0.6 mmol; isolated yields are given; Bpin = pinacol boronate; Boc = *t*-butyloxy carbonyl. ^a5 mol% of IrCl(CO)(PPh₃)₂ was used; ^bperformed at 0 °C for 6 h after the addition of BnMgCl (1.2 eq.); ^cPd/C catalysed hydrogenolysis of the *N*-benzyl group was performed on the tertiary amine product and overall yield is given.

ability to tolerate halide functionality and pinacol boronate esters establishes this transformation as fully compatible with other cross-coupling reactions, indicating its potential for the synthesis of amine derived building blocks.

To demonstrate the synthetic utility of this newly developed reductive carbon-carbon bond forming methodology, we selected several amine-containing drug molecules as targets. NMDA receptor antagonists, diphenidine (25),

methoxphenidine (26) and fluorolintane (27), which are generally used as dissociative anesthetics,¹⁵ were obtained directly and efficiently by submitting the corresponding and readily prepared parent amides to the standard protocol. Likewise ephedrine (28), a secondary amine drug molecule,¹⁶ was synthesised by partial hydrogenolysis of the initially generated tertiary amine from its benzylethyl benzoylamide precursor, in 67% yield over the two steps. Furthermore, piperazine-derived

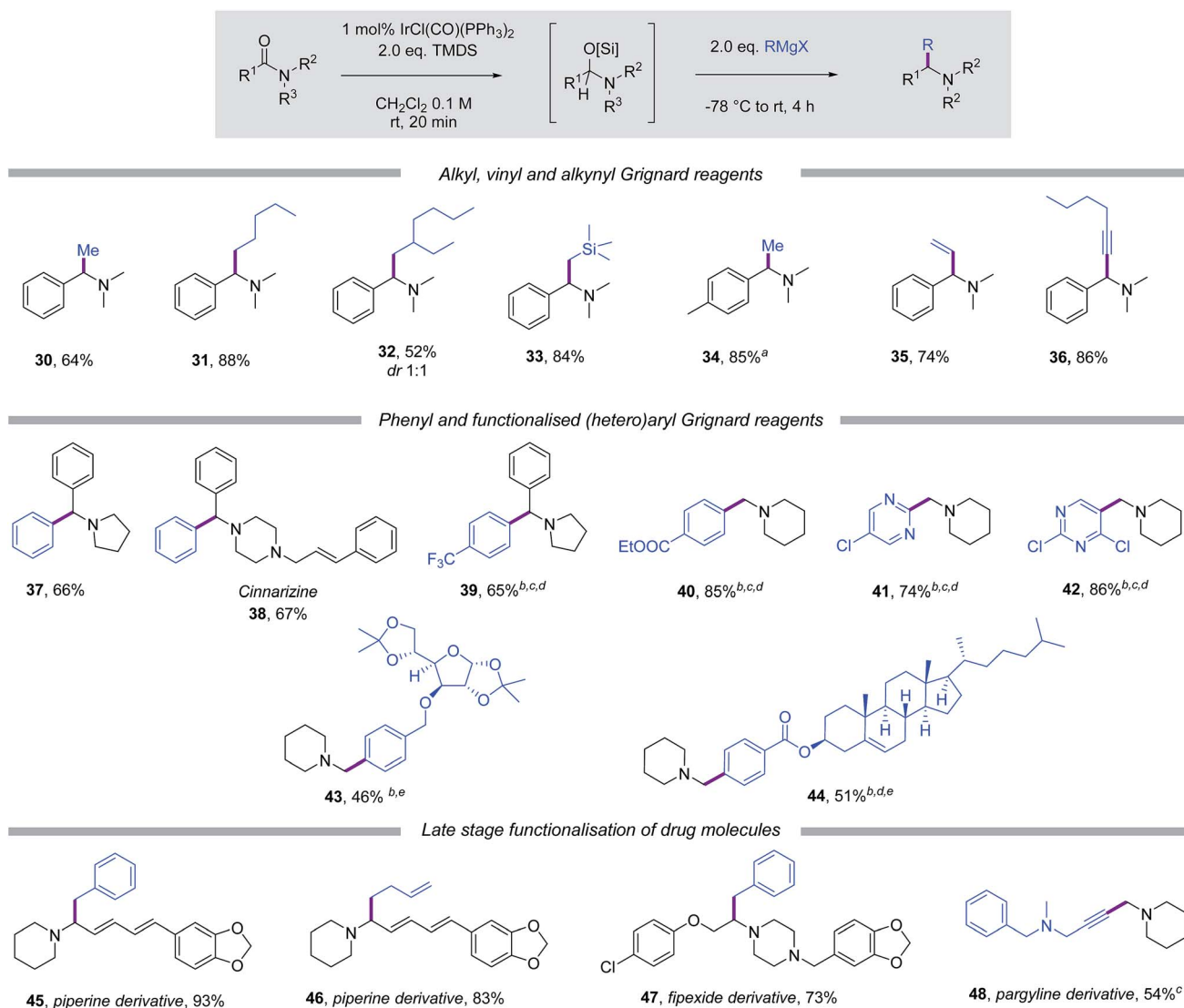


opioid analgesic drug MT-45(29)¹⁷ was prepared in near quantitative yield.

The scope with respect to the Grignard reagent was also found to be broad. As depicted in Scheme 3, methyl, linear-alkyl and branched-alkyl magnesium reagents were compatible with this protocol and yielded amine products (30–32) in good to excellent yields. (Trimethylsilyl)methylmagnesium chloride was also an excellent reagent for new carbon–carbon bond formation under the standard conditions. Importantly, a reductive methylation of *N,N*-dimethyl-*p*-toluamide was carried out on gram scale following the standard protocol and afforded methylated product 34 in 85% yield. Reductive vinylation using vinylmagnesium bromide and reductive alkynylation using hexynyl magnesium bromide yielded allylamine 35 and propargylamine 36 in 74% and 86% yield, respectively. Phenyl magnesium bromide was also found to be a competent

nucleophilic coupling partner and afforded benzylic tertiary amine product 37 in 66% respectively. Reductive phenylation [or (hetero)arylation] of amides will likely find many applications within the pharmaceutical sector and here we have exemplified it through the synthesis of the antiemetic piperazine-containing drug cinnarizine (38).¹⁸ Using the two-step protocol 38 was successfully synthesised in 67% yield using phenylmagnesium bromide in the carbon–carbon bond-forming step.

Encouraged by the high reactivity of the silylated hemiaminal intermediates towards organomagnesium reagents, we then chose to apply Knochel-type Grignard reagents to the new reductive carbon–carbon bond forming methodology. The diversity of organomagnesium reagents accessible by the Knochel procedure is impressive and would therefore boost the nature and type of amine products accessible using this



Scheme 3 Scope with respect to the Grignard reagent. Standard condition: amide 0.3 mmol, IrCl(CO)(PPh₃)₂ 1 mol%, TMDS 0.6 mmol, CH₂Cl₂ 3 mL, RMgX 0.6 mmol; isolated yields are given. ^aPerformed on 1.01 g of amide with no additional optimisation; ^bGrignard reagent prepared by Mg/I exchange with *i*-PrMgBr; ^cwith 1.5 eq. Grignard reagent; ^dperformed at 0 °C for 6 h after Grignard reagent addition; ^eyield based on Grignard reagent (0.67 eq.).



approach.¹⁹ To this end, *para*-trifluoromethylphenyl organomagnesium reagent, prepared by magnesium/iodide exchange with isopropylmagnesium bromide, was investigated in the reductive arylation of the pyrrolidine amide of benzoic acid and indeed was found to be compatible with our protocol, yielding **39** in 65% yield. Similarly a range of aryl and pyrimidine-based heteroaryl Knochel-type Grignard reagents were successfully generated, then reacted with *N*-formyl piperidine following our standard protocol, furnishing homologated amine products (**40–42**) in satisfactory yields. Furthermore, organomagnesium reagents derived from α -D-glucofuranose and cholesterol derivatives using the Knochel procedure were also compatible.

The synthetic utility of this chemistry was further demonstrated through the late stage reductive functionalisation of drug molecules. Thus, piperine²⁰ (an extract of black pepper used as traditional medicine and insecticide) was successfully modified by benzylation (**45**, 93%) and butenylation (**46**, 83%). Also, the psychoactive drug fipexide²¹ underwent a reductive coupling reaction with benzylmagnesium chloride affording **47** in 73% yield. While by magnesium/proton exchange of the acetylenic proton of pargyline²² (an irreversible selective monoamine oxidase MAO-B inhibitor) and then homologation with *N*-formyl piperidine, amine derivative **48** was obtained in 54% yield.

Conclusions

A new two-stage, iridium catalysed reductive coupling of tertiary amides and Grignard reagents has been developed. Due to its good functional group tolerance, high chemoselectivity and broad scope with respect to both the amide and Grignard coupling partners, this new and practical methodology should find many synthetic applications in research laboratories within both industry and academia.

Conflicts of interest

There are no conflicts to declare.

Acknowledgements

We thank Marie Curie Actions for a fellowship to L.-G. X. (H2020-MSCA-IF-2015, 707559). We also thank Heyao Shi, Dr Angel L. Fuentes de Arriba, Dr Amber L. Thompson and Dr Kirsten E. Christensen (Oxford Chemical Crystallography Service) for X-ray structure determination.

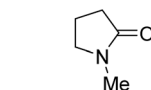
Notes and references

- Amino group chemistry: from synthesis to the life sciences*, ed. A. Ricci, Wiley VCH, Weinheim, 2008.
- (a) J. F. Hartwig, *Acc. Chem. Res.*, 2008, **41**, 1534; (b) D. S. Surry and S. L. Buchwald, *Angew. Chem., Int. Ed.*, 2008, **47**, 6338.
- (a) N. R. Candeias, F. Montalbano, P. M. S. D. Cal and P. M. P. Gois, *Chem. Rev.*, 2010, **110**, 6169; (b) T. R. Ramadhar and R. A. Batey, *Boronic Acids: Preparation and Applications in Organic Synthesis, Medicine and Materials*, ed. D. G. Hall, Wiley-VCH, 2nd edn, 2011, vol. 2, pp. 427–477.
- (a) P. Beak, A. Basu, D. J. Gallagher, Y. S. Park and S. Thayumanavan, *Acc. Chem. Res.*, 1996, **29**, 552; (b) D. Hoppe and T. Hense, *Angew. Chem., Int. Ed. Engl.*, 1997, **36**, 2282; (c) E. A. Mitchell, A. Peschiulli, N. Lefevre, L. Meerpoel and B. U. W. Maes, *Chem.–Eur. J.*, 2012, **18**, 10092.
- (a) C. Le, Y. Liang, R. W. Evans, X. Li and D. W. C. MacMillan, *Nature*, 2017, **547**, 79; (b) M. H. Shaw, V. W. Shurtleff, J. A. Terrett, J. D. Cuthbertson and D. W. C. MacMillan, *Science*, 2016, **352**, 1304; (c) C. K. Prier and D. W. C. MacMillan, *Chem. Sci.*, 2014, **5**, 4173; (d) A. McNally, C. K. Prier and D. W. C. MacMillan, *Science*, 2011, **334**, 1114; (e) J. Xie, M. Rudolph, F. Rominger and A. S. K. Hashmi, *Angew. Chem., Int. Ed.*, 2017, **56**, 7266; (f) D. T. Ahneman and A. G. Doyle, *Chem. Sci.*, 2016, **7**, 7002.
- For reviews of amide alkylation and reduction, see: (a) D. Kaiser and N. Maulide, *J. Org. Chem.*, 2016, **81**, 4421; (b) A. Volkov, F. Tinnis, T. Slagbrand, P. Trilloa and H. Adolfsson, *Chem. Soc. Rev.*, 2016, **45**, 6685; (c) S. A. Ruider and N. Maulide, *Angew. Chem., Int. Ed.*, 2015, **54**, 13856; (d) V. Pace, W. Holzer and B. Olofsson, *Adv. Synth. Catal.*, 2014, **356**, 3697; (e) D. Addis, S. Das, K. Junge and M. Beller, *Angew. Chem., Int. Ed.*, 2011, **50**, 6004.
- For selected examples of (thio)amide dialkylation and related, see: (a) W. S. Bechara, G. Pelletier and A. B. Charette, *Nat. Chem.*, 2012, **4**, 228; (b) K.-J. Xiao, J.-M. Luo, K.-Y. Ye, Y. Wang and P.-Q. Huang, *Angew. Chem., Int. Ed.*, 2010, **49**, 3037; (c) T. Murai and F. Asai, *J. Am. Chem. Soc.*, 2007, **129**, 780; (d) T. Murai, Y. Mutoh, Y. Ohta and M. Murakami, *J. Am. Chem. Soc.*, 2004, **126**, 5968; (e) Y. Tominaga, S. Kohra and A. Hosomi, *Tetrahedron Lett.*, 1987, **28**, 1529; (f) Y. Tamaru, T. Harada, S. Nishi and Z. Yoshida, *Tetrahedron Lett.*, 1982, **23**, 2383.
- For selected examples of tertiary amide reduction, see: (a) F. Tinnis, A. Volkov, T. Slagbrand and H. Adolfsson, *Angew. Chem., Int. Ed.*, 2016, **55**, 4562; (b) D. Mukherjee, S. Shirase, K. Mashima and J. Okuda, *Angew. Chem., Int. Ed.*, 2016, **55**, 13326; (c) A. Augurusa, M. Mehta, M. Perez, J. Zhu and D. W. Stephan, *Chem. Commun.*, 2016, **52**, 12195; (d) S. Das, Y. Li, C. Bornschein, S. Pisiewicz, K. Kiersch, D. Michalik, F. Gallou, K. Junge and M. Beller, *Angew. Chem., Int. Ed.*, 2015, **54**, 12389; (e) A. Tahara, Y. Miyamoto, R. Aoto, K. Shigeta, Y. Une, Y. Sunada, Y. Motoyama and H. Nagashima, *Organometallics*, 2015, **34**, 4895; (f) Y. Li, J. A. Molina de La Torre, K. Grabow, U. Bentrup, K. Junge, S. Zhou, A. Bruckner and M. Beller, *Angew. Chem., Int. Ed.*, 2013, **52**, 11577; (g) S. Das, D. Addis, S. Zhou, K. Junge and M. Beller, *J. Am. Chem. Soc.*, 2010, **132**, 1770; (h) S. Hanada, E. Tsutsumi, Y. Motoyama and H. Nagashima, *J. Am. Chem. Soc.*, 2009, **131**, 15032; (i) Y. Motoyama, M. Aoki, N. Takaoka, R. Aoto and H. Nagashima, *Chem. Commun.*, 2009, 1574; (j) J. T. Spletstoser, J. M. White, A. R. Tunoori and G. I. Georg, *J. Am. Chem. Soc.*, 2007, **129**, 3408.

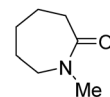


- 9 (a) M. M. Heravi and N. Nazari, *Curr. Org. Chem.*, 2015, **19**, 2358; (b) P.-Q. Huang, Y.-H. Huang, K.-J. Xiao, Y. Wang and X.-E. Xia, *J. Org. Chem.*, 2015, **80**, 2861; (c) M. Mewald, J. W. Medley and M. Movassaghi, *Angew. Chem., Int. Ed.*, 2014, **53**, 11634; (d) J. W. Medley and M. Movassaghi, *Angew. Chem., Int. Ed.*, 2012, **51**, 4572; (e) K.-J. Xiao, A.-E. Wang and P.-Q. Huang, *Angew. Chem., Int. Ed.*, 2012, **51**, 8314; (f) R. Larouche-Gauthier and G. Belanger, *Org. Lett.*, 2008, **10**, 4501.
- 10 (a) S. Katahara, S. Kobayashi, K. Fujita, T. Matsumoto, T. Sato and N. Chida, *J. Am. Chem. Soc.*, 2016, **138**, 5246; (b) K. Shirokane, Y. Tanaka, M. Yoritake, N. Takayama, T. Sato and N. Chida, *Bull. Chem. Soc. Jpn.*, 2015, **88**, 522; (c) K. Shirokane, T. Wada, M. Yoritake, R. Minamikawa, N. Takayama, T. Sato and N. Chida, *Angew. Chem., Int. Ed.*, 2014, **53**, 512; (d) M. Nakajima, Y. Oda, T. Wada, R. Minamikawa, K. Shirokane, T. Sato and N. Chida, *Chem.-Eur. J.*, 2014, **20**, 17565; (e) G. Vincent, R. Guillot and C. Kouklovsky, *Angew. Chem., Int. Ed.*, 2011, **50**, 1350; (f) K. Shirokane, Y. Kurosaki, T. Sato and N. Chida, *Angew. Chem., Int. Ed.*, 2010, **49**, 6369.
- 11 M. Nakajima, T. Sato and N. Chida, *Org. Lett.*, 2015, **17**, 1696.
- 12 (a) A. W. Gregory, A. Chambers, A. Hawkins, P. Jakubec and D. J. Dixon, *Chem.-Eur. J.*, 2015, **21**, 111; (b) P. W. Tan, J. Seayad and D. J. Dixon, *Angew. Chem., Int. Ed.*, 2016, **55**, 13436; (c) P.-Q. Huang, W. Ou and F. Han, *Chem. Commun.*, 2016, **52**, 11967; (d) A. L. Fuentes de Arriba, E. Lenci, M. Sonawane, O. Formery and D. J. Dixon, *Angew. Chem., Int. Ed.*, 2017, **56**, 3655.
- 13 (a) V. R. Pattabiraman and J. W. Bode, *Nature*, 2011, **480**, 471; (b) E. Valeur and M. Bradley, *Chem. Soc. Rev.*, 2009, **38**, 606.
- 14 Submission of lactams 1-methylpyrrolidin-2-one, 1-methylazepan-2-one, 2-benzyl-2,3,4,5-tetrahydro-1H-benzo[c]azepin-1-one and 1-methylquinolin-2(1H)-one to the

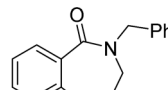
standard procedure, led mainly to the corresponding over-reduction products without C-C bond formation.



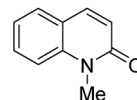
1-methylpyrrolidin-2-one



1-methylazepan-2-one



2-benzyl-2,3,4,5-tetrahydro-1H-benzo[c]azepin-1-one



1-methylquinolin-2(1H)-one

- 15 J. Wallach, H. Kang, T. Colestock, H. Morris, Z. A. Bortolotto, G. L. Collingridge, D. Lodge, A. L. Halberstadt, S. D. Brandt and A. Adejare, *PLoS One*, 2016, **11**, e0157021.
- 16 H. Morris and J. Wallach, *Drug Test. Anal.*, 2014, **6**, 614.
- 17 K. Natsuka, H. Nakamura, H. Uno and S. Umemoto, *J. Med. Chem.*, 1975, **18**, 1240.
- 18 M. Lucertini, N. Mirante, M. Casagrande, P. Trivelloni and V. Lugli, *Physiol. Behav.*, 2007, **91**, 180.
- 19 (a) P. Knochel, W. Dohle, N. Gommermann, F. F. Kneisel, F. Kopp, T. Korn, I. Sapountzis and V. A. Vu, *Angew. Chem., Int. Ed. Engl.*, 2003, **42**, 4302; (b) P. Knochel, M. A. Schade, S. Bernhardt, G. Manolikakes, A. Metzger, F. M. Piller, C. J. Rohbogner and M. Mosrin, *Beilstein J. Org. Chem.*, 2011, **7**, 1261.
- 20 K. Srinivasan, *Crit. Rev. Food Sci. Nutr.*, 2007, **47**, 735.
- 21 C. Missale, G. Pasinetti, S. Govoni, P. F. Spano and M. Trabucchi, *Boll. Chim. Farm.*, 1983, **122**, 79.
- 22 Z. Fisar, J. Hroudova and J. Raboch, *Neuroendocrinol. Lett.*, 2010, **31**, 645.

