



Cite this: *Chem. Commun.*, 2018, **54**, 912

Received 6th December 2017,
Accepted 27th December 2017

DOI: 10.1039/c7cc09367e

rsc.li/chemcomm

Total synthesis of conosilane A via a site-selective C–H functionalization strategy†

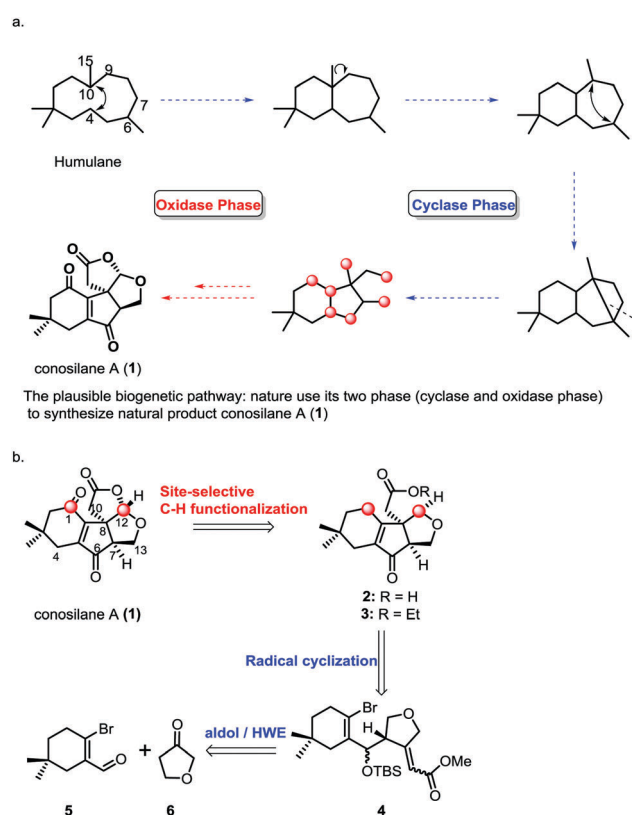
Ziyun Yuan,^a Xiaojun Hu,^a Hao Zhang,^a Lin Liu,^a Peng Chen,^a Min He,^a
Xingang Xie,^{id} ^a Xiaolei Wang^a and Xuegong She^{id} ^{*ab}

The first total synthesis of conosilane A, a densely oxygenated nonisoprenoid sesquiterpene, has been achieved through stereo-selective intramolecular radical cyclization and double utilization of site-selective C–H functionalization as key steps, thus simplifying the synthetic endeavors in natural product synthesis.

Members of the genus *Conocybe* are a rich source of biologically active natural products. In the past ten years, a series of novel tremulane-type sesquiterpenes from the culture of mushroom *C. siliginea* have been reported by Liu and co-workers.¹ Among these, conosilane A, a novel highly oxygenated nonisoprenoid sesquiterpene² with an unprecedented carbon skeleton, was isolated from the cultures of the basidiomycete *Conocybe siliginea* in 2012.^{1d} The plausible biogenetic pathway for the synthesis of conosilane A was that nature uses its two phases (cyclase and oxidase phase)³ to synthesize the natural product (Scheme 1), and its structure was elucidated by extensive spectroscopic methods and further confirmed by single crystal X-ray diffraction analysis. Structurally, conosilane A consists of bicycle[3.3.0] frameworks bearing three continuous stereocenters including a quaternary one, and it is comprised of a unique cyclopentenone fused with both a cyclohexenone unit and a tetrahydrofuran moiety.

Due to our long-term interest in the total syntheses of sesquiterpenes⁴ with a novel skeleton, the impressive structural complexity together with potential bioactivities has rendered conosilane A as an attractive target for our synthetic endeavor. Herein, we reported the first total synthesis of conosilane A in a stereocontrol manner.

C–H functionalization,^{3,5} especially, the C–H oxidation has been gaining tremendous interest in organic syntheses since it



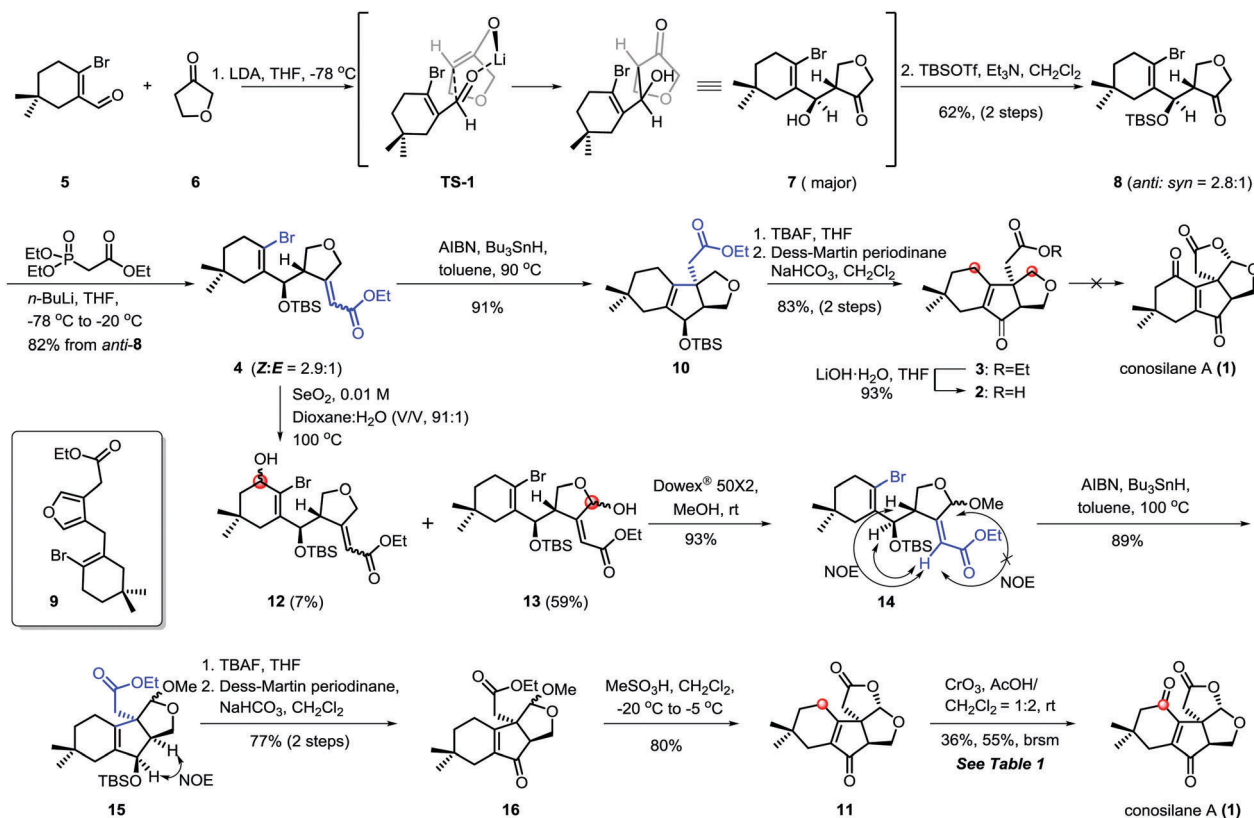
Scheme 1 Retrosynthetic analysis of conosilane A (1).

can dramatically increase synthetic efficiency in terms of step, atom and redox economy when incorporated into retrosynthetic analyses of complex natural products.⁶ Logically, conosilane A (1) (Scheme 1) was envisioned to ultimately arise from a late-stage C–H (C1–H and C12–H) oxidation of 2 or 3 to install the 1, 4-dienone unit and the bicycle[3.3.0] framework, respectively. 3 could be achieved from 4 by a 5-*exo-trig* radical cyclization reaction to obtain a unique cyclopentenone core with the C-8 quaternary stereocenter and subsequent functional group interconversion. Finally, the essential precursor α,β -unsaturated ester 4 could be regioselectively

^a State Key Laboratory of Applied Organic Chemistry, Department of Chemistry, Lanzhou University, Lanzhou, 730000, China. E-mail: shexg@lzu.edu.cn

^b Collaborative Innovation Center of Chemical Science and Engineering (Tianjin), Tianjin, 30071, China

† Electronic supplementary information (ESI) available. CCDC 1587221 (1). For ESI and crystallographic data in CIF or other electronic format see DOI: 10.1039/c7cc09367e



Scheme 2 Synthetic efforts toward conosilane A using the late-stage C–H functionalization/cyclization strategy.

prepared from known aldehyde **5**⁷ and ketone **6** followed by the Horner–Wadsworth–Emmons reaction.

Our synthetic study commenced with the coupling reaction of the known compound aldehyde **5** and ketone **6** (Scheme 2). Inspired by the work of Kraus,⁸ the predominant kinetic enolate prepared from **6** and lithium diisopropyl amide (LDA) reacted with **5** to afford the desired hydroxyl ketone **7**, presumably *via* the kinetic deprotonation of the non-oxygenated methylene of the tetrahydrofuran ring and subsequent nucleophilic addition using the Zimmerman–Traxler principle. As an anticipated process, **8** was accessed by a sequential regioselective aldol reaction and TBS-protection in 62% yield over two steps (*anti/syn* = 2.8/1).⁹ Subsequently, the condensation of *anti*-**8** with ethyl (diethoxyphosphoryl)acetate *via* a Horner–Wadsworth–Emmons reaction¹⁰ generated the chromatographically inseparable α,β -unsaturated ester **4** in 82% combined yields with (*Z*)-configuration of C8–C10 double bond as the major isomer. Notably, compound **4** was light and base-sensitive¹¹ since the ratio of aromatization by-product **9** increased when the reaction was conducted at higher temperature such as 0°C or room temperature.


Having developed an approach capable of efficiently yielding **4** with all carbon atoms for natural conosilane A, we next focused on the key cyclization reaction to furnish the essential cyclopentenone skeleton. Initially, we attempted the $[\text{Ni}(\text{cod})_2]$ -mediated cyclization under typical reaction conditions¹² and improved conditions developed by the Ma group.¹³ We could recover only the starting materials under both conditions. While ester **4**

was treated with the Pd-catalyzed reductive Heck reaction, a complex mixture was formed under variant conditions.^{10,14,15} Fortunately, ester **10** bearing a quaternary stereocenter was obtained in 91% yield *via* the classic radical cyclization.¹⁶ Ester **3**, the precursor of the natural product conosilane A, was obtained through two simple reactions in 83% yield.

To complete the synthesis of conosilane A, a bold strategy involving late-stage C–H functionalization/cyclization was explored. To our disappointment, no desired product was detected under various conditions for substrate **2** or **3**,¹⁷ including DDQ, PCC, PDC, CrO_3 ,^{17i,j} DMDO (prepared or *in situ*)^{17f-h} and peroxide combined with metals^{17d,e} (Scheme 2).

Due to the negative results for substrate ester **3** and acid **2**, we modified our synthetic route wherein the C–H hydroxylation occurred before the key radical cyclization reaction (Scheme 2). As for ester **4**, we have to deal with the site-selectivity in the presence of four allylic oxidizable positions. To our delight, we could successfully obtain the desired hemiacetal **13** with high selectivity under the SeO_2 conditions. The good selectivity in allylic C–H hydroxylation might be due to the steric hindrance and the electronic effect. Ester **15** was formed when acetal **14** was subjected to the previously optimized conditions for the key radical cyclization in 89% yield. Subsequently, a two step protocol, the removal of TBS protection of **15** and oxidation of the resulting allylic alcohol with Dess–Martin periodinane, generated **16** in 77% yield. Upon treatment of **16** with methanesulfonic acid¹⁸ at low temperature, the lactonization proceeded

Table 1 Conditions screened for the late-stage allylic C–H oxidation



Entry	Conditions	Yield
1 ¹⁹	Pd(OH) ₂ /C, K ₂ CO ₃ , CH ₂ Cl ₂ , rt	N.R.
2 ^{17f}	DMDO (~0.1 M, in acetone), 0 °C to rt	N.R.
3 ¹⁷ⁱ	CrO ₃ /3,5-DMP, CH ₂ Cl ₂ , –15 °C to rt	N.R.
4 ^{17e}	RuCl ₃ ·xH ₂ O, ^t BuOOH, cyclohexane, rt	<5%
5 ²⁰	PCC, pyridine, Celite, benzene, reflux	<5%
6 ^{17j}	CrO ₃ , AcOH/CH ₂ Cl ₂ = 1/2, rt	36%, 55% (brsm)
7 ^{17j}	CrO ₃ , AcOH, rt	Decomposed
8 ²¹	K ₂ CrO ₄ , AcOH/Ac ₂ O, toluene, rt to 60 °C	Decomposed

smoothly generating lactone **11** in 80% yield which consisted of the essential tetra-cyclic framework of conosilane A.

To accomplish the synthesis of conosilane A, conditions for a late-stage and site-selective C–H oxidation was screened (Table 1). Lactone **11** was recovered in most of the conditions (entries 1–3) or converted to the desired product in a low yield (entries 4 and 5). To our delight, when lactone **11** was subjected to CrO₃ in a solvent mixture (AcOH/CH₂Cl₂ = 1 : 2), conosilane A was generated in a moderate yield (36%, 55% brsm) which was further structurally identified by X-ray crystallographic analysis (entry 6). However, the reaction mixture was totally decomposed under harsher conditions (entries 7 and 8).

In summary, the first concise total synthesis of the non-isoprenoid sesquiterpene conosilane A was accomplished in 10 steps. The synthesis features: (1) a sequential regioselective aldol reaction and subsequent Horner–Wadsworth–Emmons reaction to assemble all the skeletal carbons, (2) a radical cyclization to stereo-specifically assemble the unique cyclopentenone core bearing a quaternary stereocenter, and (3) double manipulation of allylic C(sp³)–H functionalization to furnish the natural product. The synthetic strategies developed in the total synthesis renders the power of C–H functionalization and would be complementary for the synthetic repositories of highly oxygenated natural products.

This work was supported by the National Science Foundation of China (21372103, 21472079, 21572088 and 21732001), program 111, PCSIRT (IRT_15R28) and the Fundamental Research Funds for the Central Universities (lzujbky-2016-ct02).

Conflicts of interest

There are no conflicts to declare.

Notes and references

- (a) D.-Z. Liu, F. Wang and J.-K. Liu, *J. Nat. Prod.*, 2007, **70**, 1503; (b) Z.-Y. Zhou, J.-G. Tang, F. Wang, Z.-J. Dong and J.-K. Liu, *J. Nat. Prod.*, 2008, **71**, 1423; (c) X. Yang, T. Feng, X. Yin, Z. Li, L. Zhang and J. Liu, *Chin. J. Chem.*, 2012, **30**, 1231; (d) X.-Y. Yang, T. Feng, Z.-H. Li, Y. Sheng, X. Yin, Y. Leng and J.-K. Liu, *Org. Lett.*, 2012, **14**, 5382.
- (a) A. Fukuzawa, M. Aye, M. Nakamura, M. Tanura and A. Murai, *Tetrahedron Lett.*, 1990, **31**, 4895; (b) P. A. Evans, V. S. Murthy, J. D. Roseman and A. L. Rheingold, *Angew. Chem., Int. Ed.*, 1999, **38**, 3175; (c) K. S. Madden, F. A. Mosa and A. Whiting, *Org. Biomol. Chem.*, 2014, **12**, 9029.
- The concept of two-phase synthesis was developed by P. S. Baran. For selected reviews see: (a) W. R. Gutekunst and P. S. Baran, *Chem. Soc. Rev.*, 2011, **40**, 1976; (b) H. Chu, J. M. Smith, J. Felding and P. S. Baran, *ACS Cent. Sci.*, 2017, **3**, 47.
- (a) Q. Wang, Q. Huang, B. Chen, J. Lu, H. Wang, X. She and X. Pan, *Angew. Chem., Int. Ed.*, 2006, **45**, 3651; (b) Q. Huang, Q. Wang, J. Zheng, J. Zhang, X. Pan and X. She, *Tetrahedron*, 2007, **63**, 1014; (c) S. Tang, Y. Xu, J. He, Y. He, J. Zheng, X. Pan and X. She, *Org. Lett.*, 2008, **10**, 1855; (d) X. Wang, J. Zheng, Q. Chen, H. Zheng, Y. He, J. Yang and X. She, *J. Org. Chem.*, 2010, **75**, 5392; (e) H. Zhang, S. Ma, Z. Xing, L. Liu, B. Fang, X. Xie and X. She, *Org. Chem. Front.*, 2017, **4**, 2211.
- For selected reviews of C–H functionalization, see: (a) K. Godula and D. Sames, *Science*, 2006, **312**, 67; (b) T. Newhouse and P. S. Baran, *Angew. Chem., Int. Ed.*, 2011, **50**, 3362; (c) H. M. L. Davies, J. Du Bois and J.-Q. Yu, *Chem. Soc. Rev.*, 2011, **40**, 1855; (d) H. M. L. Davies and D. Morton, *Chem. Soc. Rev.*, 2011, **40**, 1857; (e) L. McMurray, F. O'Hara and M. J. Gaunt, *Chem. Soc. Rev.*, 2011, **40**, 1885; (f) S.-Y. Zhang, F.-M. Zhang and Y.-Q. Tu, *Chem. Soc. Rev.*, 2011, **40**, 1937; (g) T. Brückl, R. D. Baxter, Y. Ishihara and P. S. Baran, *Acc. Chem. Res.*, 2012, **45**, 826; (h) H. M. L. Davies and Y. Lian, *Acc. Chem. Res.*, 2012, **45**, 923; (i) P. Tao and Y. Jia, *Sci. China: Chem.*, 2016, **59**, 1109.
- For leading examples of strategic late-stage C–H functionalization in total synthesis, see: (a) K. Chen and P. S. Baran, *Nature*, 2009, **459**, 824; (b) E. M. Stang and M. C. White, *Nat. Chem.*, 2009, **1**, 547; (c) B. R. Rosen, L. R. Simke, P. S. Thuy-Boun, D. D. Dixon, J.-Q. Yu and P. S. Baran, *Angew. Chem., Int. Ed.*, 2013, **52**, 7317; (d) C. M. Rasik and M. K. Brown, *Angew. Chem., Int. Ed.*, 2014, **53**, 14522; (e) D. A. Siler, J. D. Mighion and E. J. Sorensen, *Angew. Chem., Int. Ed.*, 2014, **53**, 5332; (f) N. C. Wilde, M. Isomura, A. Mendoza and P. S. Baran, *J. Am. Chem. Soc.*, 2014, **136**, 4909; (g) M. E. McCallum, C. M. Rasik, J. L. Wood and M. K. Brown, *J. Am. Chem. Soc.*, 2016, **138**, 2437; (h) K. L. White and M. Movassaghi, *J. Am. Chem. Soc.*, 2016, **138**, 11383; (i) J. C. Fox, R. E. Gilligan, A. K. Pitts, H. R. Bennett and M. J. Gaunt, *Chem. Sci.*, 2016, **7**, 2706; (j) S. A. Loskot, D. K. Romney, F. H. Arnold and B. M. Stoltz, *J. Am. Chem. Soc.*, 2017, **139**, 10196.
- C.-M. Park, M. Bruncko, J. Adickes, J. Bauch, H. Ding, A. Kunzer, K. C. Marsh, P. Nimmer, A. R. Shoemaker, X. Song, S. K. Tahir, C. Tse, X. Wang, M. D. Wendt, X. Yang, H. Zhang, S. W. Fesik, S. H. Rosenberg and S. W. Elmore, *J. Med. Chem.*, 2008, **51**, 6902.
- G. A. Kraus and L. Chen, *J. Am. Chem. Soc.*, 1990, **112**, 3464.
- The stereochemistry of the major diastereomer was elucidated by nuclear Overhauser effect (NOE) studies of compound **15**, in which the correlation was found between C6–H and C7–H. More information of the NOE study is in the ESI†.
- J.-Q. Chen, J.-H. Xie, D.-H. Bao, S. Liu and Q.-L. Zhou, *Org. Lett.*, 2012, **14**, 2714.
- It should be noted that compound **4** was stored as the petroleum ether solution at low temperature (–20 °C) otherwise decomposed slowly when it was stored in the flame-dried flask as its pure form.
- (a) D. Sole, Y. Cancho, A. Llebaria, J. M. Moreto and A. Delgado, *J. Am. Chem. Soc.*, 1994, **116**, 12133; (b) J. Bonjoch, D. Sole and J. Bosch, *J. Am. Chem. Soc.*, 1995, **117**, 11017; (c) D. Solé, J. Bonjoch and J. Bosch, *J. Org. Chem.*, 1996, **61**, 4194; (d) J. Bonjoch, D. Solé, S. García-Rubio and J. Bosch, *J. Am. Chem. Soc.*, 1997, **119**, 7230; (e) J. Ma, W. Yin, H. Zhou and J. M. Cook, *Org. Lett.*, 2007, **9**, 3491; (f) F. Yu, B. Cheng and H. Zhai, *Org. Lett.*, 2011, **13**, 5782.
- M. Teng, W. Zi and D. Ma, *Angew. Chem., Int. Ed.*, 2014, **53**, 1814.
- (a) V. H. Rawal and S. Iwasa, *J. Org. Chem.*, 1994, **59**, 2685; (b) D. Solé, J. Bonjoch, S. García-Rubio, E. Peidro and J. Bosch, *Chem. – Eur. J.*, 2000, **6**, 655.
- A. B. Dounay, L. E. Overman and A. D. Wroblewski, *J. Am. Chem. Soc.*, 2005, **127**, 10186.
- K. A. Parker and H. J. Kim, *J. Org. Chem.*, 1992, **57**, 752.
- (a) L. Chen, E. Shi, Z. Liu, S. Chen, W. Wei, H. Li, K. Xu and X. Wan, *Chem. – Eur. J.*, 2011, **17**, 4085; (b) T. Dohi, N. Takenaga, A. Goto, A. Maruyama and Y. Kita, *Org. Lett.*, 2007, **9**, 3129; (c) S. Sathyaamoorthi and J. Du Bois, *Org. Lett.*, 2016, **18**, 6308; (d) J. Zhao, H. Fang, W. Zhou,

- J. Han and Y. Pan, *J. Org. Chem.*, 2014, **79**, 3847; (e) E. McNeill and J. Du Bois, *J. Am. Chem. Soc.*, 2010, **132**, 10202; (f) R. Mello, M. Fiorentino, O. Sciacovelli and R. Curci, *J. Org. Chem.*, 1988, **53**, 3890; (g) W. G. Shuler, S. L. Johnson and M. K. Hilinski, *Org. Lett.*, 2017, **19**, 4790; (h) C. J. Pierce and M. K. Hilinski, *Org. Lett.*, 2014, **16**, 6504; (i) T. C. Johnson, M. R. Chin, T. Han, J. P. Shen, T. Rana and D. Siegel, *J. Am. Chem. Soc.*, 2016, **138**, 6068; (j) C. Zheng, I. Dubovyk, K. E. Lazarski and R. J. Thomson, *J. Am. Chem. Soc.*, 2014, **136**, 17750.
- 18 (a) E. J. Corey and K. Kamiyama, *Tetrahedron Lett.*, 1990, **31**, 3995; (b) C. Kim, R. Hoang and E. A. Theodorakis, *Org. Lett.*, 1999, **1**, 1295; (c) T. P. Brady, S. H. Kim, K. Wen, C. Kim and E. A. Theodorakis, *Chem. – Eur. J.*, 2005, **11**, 7175.
- 19 J.-Q. Yu and E. J. Corey, *J. Am. Chem. Soc.*, 2003, **125**, 3232.
- 20 E. Alvarez-Manzaneda, R. Chahboun, E. Alvarez, R. Tapia and R. Alvarez-Manzaneda, *Chem. Commun.*, 2010, **46**, 9244.
- 21 F. Jiménez, A. Fernández, E. Boulifa, A. I. Mansour, R. Alvarez-Manzaneda, R. Chahboun and E. Alvarez-Manzaneda, *J. Org. Chem.*, 2017, **82**, 9550.