

## PAPER

 View Article Online  
 View Journal | View Issue
Cite this: *RSC Adv.*, 2018, 8, 3673
 Received 17th November 2017  
 Accepted 27th December 2017

DOI: 10.1039/c7ra12535f

rsc.li/rsc-advances

# Copolymerization of CO<sub>2</sub> and epoxides mediated by zinc organyls†

Christoph Wulf, Ulrike Doering and Thomas Werner \*

Herein we report the copolymerization of CHO with CO<sub>2</sub> in the presence of various zinc compounds R<sub>2</sub>Zn (R = Et, Bu, *i*Pr, Cy and Ph). Several zinc organyls proved to be efficient catalysts for this reaction in the absence of water and co-catalyst. Notably, readily available Bu<sub>2</sub>Zn reached a TON up to 269 and an initial TOF up to 91 h<sup>-1</sup>. The effect of various parameters on the reaction outcome has been investigated. Poly(ether)carbonates with molecular weights up to 79.3 kg mol<sup>-1</sup> and a CO<sub>2</sub> content of up to 97% were obtained. Under standard reaction conditions (100 °C, 2.0 MPa, 16 h) the influence of commonly employed co-catalysts such as PPNCI and TBAB has been investigated in the presence of Et<sub>2</sub>Zn (0.5 mol%). The reaction of other epoxides (e.g. propylene and styrene oxide) under these conditions led to no significant conversion or to the formation of the respective cyclic carbonate as the main product.

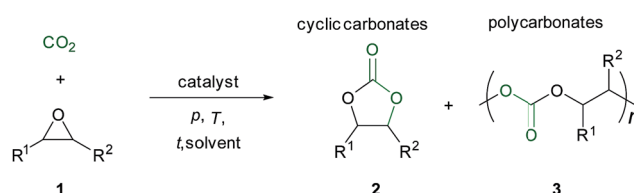
## 1. Introduction

CO<sub>2</sub> is the by-product from combustion of fossil resources and chemical processes and its increasing concentration in the atmosphere is linked to global climate change.<sup>1</sup> Thus, the utilization of the greenhouse gas CO<sub>2</sub> as a C1-building block<sup>2–4</sup> has attracted much attention due to its low cost, availability and the potential to substitute fossil fuel based feedstocks. Reductive transformations of CO<sub>2</sub> to produce basic chemicals, e.g. formic acid<sup>5</sup> or methanol require stoichiometric amounts of reductants such as silanes, boranes or hydrogen.<sup>6</sup> In contrast the addition of CO<sub>2</sub> to strained rings, such as oxetanes or epoxides, is a non-reductive process.<sup>7</sup> The catalytic coupling of CO<sub>2</sub> with epoxides **1** to generate cyclic carbonates **2** or polycarbonates **3** is an atom economic reaction (Scheme 1). The thermodynamically favored product of this reaction is the cyclic carbonate **2**.<sup>8</sup> Lower reaction temperatures and suitable catalysts allow kinetic control, thus the polycarbonates might be favored.

Over the past two decades significant efforts have been made in industry and academia to develop efficient catalysts for the selective formation of either cyclic carbonates<sup>9–12</sup> or polycarbonates from epoxides and CO<sub>2</sub>.<sup>13–18</sup>

Polycarbonates produced by this reaction are used even on industrial scale e.g. for the production of polyurethanes.<sup>19–23</sup> Current industrial processes for the production of polycarbonates are based on the condensation of diols with highly toxic phosgene. In 1969 Inoue and co-workers were the first to

report the synthesis of poly(propylene carbonate) from CO<sub>2</sub> and propylene oxide utilizing partially hydrolyzed Et<sub>2</sub>Zn to initiate the polymerization.<sup>24,25</sup> Since this pioneering work many catalysts have been developed for the copolymerization of CO<sub>2</sub> with epoxides.<sup>13–18</sup> Especially zinc based catalyst systems were shown to be efficient. A variety of initiating systems based on different zinc species alone<sup>26,27</sup> as well as in combination with additives e.g. ZnO and diprotic activators (e.g. glutaric acid)<sup>28</sup> have been reported.<sup>29–31</sup> Moreover, transition metal complexes based on zinc proved to be highly efficient and selective. In this context, Darensbourg *et al.* developed zinc phenoxide catalysts, which exhibit high turnover capabilities for the copolymerization of cyclohexene oxide (CHO) and CO<sub>2</sub>.<sup>32–34</sup> Coates and co-workers developed zinc-β-diiminate-complexes for the synthesis of monodispersed, highly alternating copolymers with high molecular weight.<sup>35–38</sup> The group of Williams demonstrated a zinc-based macrocyclic bimetallic catalyst, which showed remarkable activity even at atmospheric pressure of carbon dioxide.<sup>39–41</sup> More recently, Rieger *et al.*<sup>42–44</sup> reported dinuclear zinc-β-diiminate complexes and Dinjus and co-workers<sup>45</sup> complexes based on the N<sub>4</sub>-N,N-bis(2-pyridinecarboxamide)-1,2-benzene chelating ligand for the copolymerization of CO<sub>2</sub> and CHO.

Scheme 1 Reaction of epoxides and CO<sub>2</sub>.

Leibniz-Institut für Katalyse e. V. an der Universität Rostock, Albert-Einstein-Str. 29a, 18059 Rostock, Germany. E-mail: Thomas.Werner@catalysis.de

† Electronic supplementary information (ESI) available. See DOI: 10.1039/c7ra12535f



Notably, most of these systems require halogen containing compounds, such as ammonium and phosphonium salts which are commonly employed co-catalyst for the synthesis of cyclic as well as polycarbonates from epoxides and CO<sub>2</sub>. We are generally interested in the reaction between epoxides and CO<sub>2</sub>.<sup>46–54</sup> Most recently we reported a zinc based binary catalytic system for the synthesis of cyclic carbonates.<sup>55</sup> Herein we report the efficient copolymerization of CHO and CO<sub>2</sub> in the presence of organozinc compounds in catalytic amounts under co-catalyst and halogen-free conditions.

## 2. Experimental

### 2.1 Material

The zinc organyls ZnR<sub>2</sub> were obtained in solution from commercial sources as follows and used as received: Et<sub>2</sub>Zn (*c* = 1.1 M in toluene) from Sigma Aldrich, Bu<sub>2</sub>Zn (*c* = 1.0 M in heptane) from Acros, *i*Pr<sub>2</sub>Zn (*c* = 1.0 M in toluene) from Sigma Aldrich, Cy<sub>2</sub>Zn (*c* = 0.4 M in diethyl ether) from Sigma Aldrich and Ph<sub>2</sub>Zn as solid from Strem. Epoxides were obtained from commercial sources as follows and distilled over CaH<sub>2</sub> prior the use: cyclohexene oxide from Acros, propylene oxide from Acros, styrene oxide from Acros, 4-methyl-1,2-cyclohexene oxide from Alfa Aesar, (+)-limonene-1,2-epoxide and butylene oxide from Sigma Aldrich and 2-(3,4-epoxycyclohexyl)-ethyl-trimethoxy-silane and 2-(3,4-epoxycyclohexyl)-ethyl-triethoxy-silane from abcr. All solvents were obtained dried from Acros over molecular sieves.

### 2.2 Measurements

<sup>1</sup>H and <sup>13</sup>C spectra were recorded with a Bruker 300 Fourier (300 MHz), Bruker AV 300 (300 MHz) and Bruker AV 400 (400 MHz). Shifts  $\delta$  are stated in ppm. The spectra were calibrated to the rest signal of the applied solvent. CDCl<sub>3</sub>: <sup>1</sup>H  $\delta$  = 7.27 ppm, <sup>13</sup>C  $\delta$  = 77.00 ppm.

The experiments were carried out under increased pressure in a Multiple Reactor System 5000 and Compact Micro Reactor 5000 from Parr. The molar masses and dispersities were analyzed employing size exclusion chromatography (SEC) 1100 GPC from Agilent Technologies with a refraction index detector at 40 °C. The measurements were performed at a constant temperature of 40 °C using three columns with a polyester copolymer network as stationary phase (PSS GRAM 1000 Å, 5  $\mu$ m particle size, 8.0  $\times$  300 mm; PSS GRAM 100 000 Å, 5  $\mu$ m particle size, 8.0  $\times$  300 mm; PSS GRAM 1 000 000 Å). For calibration polystyrene standards from Polymer Standards Service (PSS) were used. Unstabilized THF (HPLC grade) was applied as the mobile phase with a flow rate of 1 mL min<sup>-1</sup>. For this purpose around 10 mg of the sample were dissolved in 1 mL THF. Ethylene glycol was used as reference peak. For the recording and the evaluation of the measurement the software PSS WINGPC 6® UniChrom from PSS was used.

### 2.3 General procedures for the copolymerization with zinc organyls

In a 45 cm<sup>3</sup> stainless-steel autoclave a solution of R<sub>2</sub>Zn (0.25 mmol, 0.5 mol%) was added dropwise to a solution of

cyclohexene oxide (4.91 g, 50 mmol) in 2 mL toluene. The reactor was sealed and charged with 0.5–5.0 MPa CO<sub>2</sub> at 60–100 °C. The reaction mixture was stirred for 1–48 h. Subsequently, the reactor was cooled to  $\leq$ 20 °C in an ice bath and CO<sub>2</sub> was released slowly. After the removal of all volatile components in a vacuum the polymer was solved in 20 mL of CH<sub>2</sub>Cl<sub>2</sub> and precipitated with 50 mL of a solution of MeOH and 5% HCl. The precipitate was filtered off and dried to yield a polymer as a colorless solid.

### 2.4 General procedure for the copolymerization with Et<sub>2</sub>Zn

In a 45 cm<sup>3</sup> stainless-steel autoclave Et<sub>2</sub>Zn (0.25 mmol, 0.23 mL, 15 wt% in toluene, 0.5 mol%) was added dropwise to a solution of cyclohexene oxide (4.91 g, 50 mmol) in 2 mL toluene. The reactor was sealed and charged with 2.0 MPa CO<sub>2</sub> at 100 °C. The reaction mixture was stirred for 16 h. Subsequently, the reactor was cooled to  $\leq$ 20 °C in an ice bath and CO<sub>2</sub> was released slowly. After the removal of all volatile components in vacuum the polymer was solved in 20 mL of CH<sub>2</sub>Cl<sub>2</sub> and precipitated with 50 mL of a solution of MeOH and 5% HCl. The precipitate was filtered off and dried to yield 5.28 g polymer (66%) as a colorless solid.

## 3. Results and discussion

Initially we studied different readily available organozinc compounds as catalysts under standard reaction conditions (0.5 mol% R<sub>2</sub>Zn, 100 °C, 2.0 MPa, 16 h, Table 1). In the absence

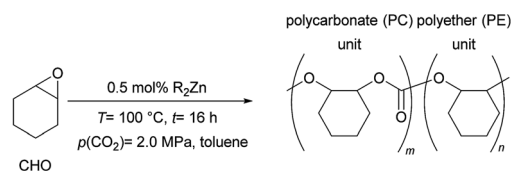
Table 1 Screening of readily available zinc organyls R<sub>2</sub>Zn for the copolymerization of CHO and CO<sub>2</sub><sup>a</sup>

Entry	R <sub>2</sub> Zn	TON	Y <sup>b,c</sup> /%	PC : PE ratio <sup>d</sup>	M <sub>n</sub> /kg mol <sup>-1e</sup>	D <sup>e</sup>	T <sub>g</sub> /°C
1	—	—	0 (0)	—	—	—	—
2	Et <sub>2</sub> Zn	145	63 (7)	87 : 13	10.5	5.0	89.5
3	Bu <sub>2</sub> Zn	154	60 (10)	77 : 23	20.8	3.6	98.1
4	<i>i</i> Pr <sub>2</sub> Zn	166	64 (9)	87 : 13	12.1	3.0	—
5	Cy <sub>2</sub> Zn	162	66 (11)	90 : 10	22.2	2.6	—
6	Ph <sub>2</sub> Zn	107	46 (7)	81 : 19	11.7	4.4	81.6
7 <sup>f</sup>	Et <sub>2</sub> Zn	65	6 (<1)	>99 : <1	43.1	4.6	83.1
8 <sup>g</sup>	Et <sub>2</sub> Zn	31	16 (0)	<1 : >99	76.4	2.2	—

<sup>a</sup> Reaction conditions: 50 mmol CHO, 0.5 mol% R<sub>2</sub>Zn, 2 mL toluene, *p*(CO<sub>2</sub>) = 2.0 MPa, *T* = 100 °C, *t* = 16 h. <sup>b</sup> Isolated yield of the polymer after precipitation from CH<sub>2</sub>Cl<sub>2</sub> with 5 mol% HCl in MeOH.

<sup>c</sup> Yield of CHC determined by <sup>1</sup>H NMR from the reaction mixture in parenthesis. <sup>d</sup> Determined by comparison of the integrals arising from the methine protons in the <sup>1</sup>H NMR spectra from the polycarbonate (PC) and polyether (PE) unit. <sup>e</sup> Determined by SEC in THF, calibrated with polystyrene standards. <sup>f</sup> 0.25 mol% Et<sub>2</sub>Zn.

<sup>g</sup> Reaction was carried out under inert atmosphere (argon).



**Table 2** Influence of the CO<sub>2</sub>-pressure on the copolymerization of CHO and CO<sub>2</sub> in the presence of various zinc organyls R<sub>2</sub>Zn<sup>a</sup>

Entry	R <sub>2</sub> Zn	<i>p</i> (CO <sub>2</sub> )/MPa	TON	<i>Y</i> <sup>b,c</sup> /%	PC : PE ratio <sup>d</sup>	<i>M</i> <sub>n</sub> /kg mol <sup>-1e</sup>	<i>D</i> <sup>e</sup>
1	Et <sub>2</sub> Zn	5	167	67 (5)	94 : 6	16.8	5.5
2	Bu <sub>2</sub> Zn	5	197	65 (7)	68 : 32	24.9	3.1
3	<i>i</i> Pr <sub>2</sub> Zn	5	174	87 (4)	90 : 10	11.4	5.7
4	Cy <sub>2</sub> Zn	5	170	51 (7)	97 : 3	21.8	3.0
5	Ph <sub>2</sub> Zn	5	137	59 (8)	87 : 13	22.8	3.2
6	Et <sub>2</sub> Zn	0.5	70	20 (3)	81 : 19	9.9	6.3
7	Bu <sub>2</sub> Zn	0.5	79	18 (4)	29 : 71	11.6	4.6
8	<i>i</i> Pr <sub>2</sub> Zn	0.5	100	33 (5)	68 : 32	7.7	5.3
9	Cy <sub>2</sub> Zn	0.5	54	18 (4)	81 : 19	4.3	4.4
10	Ph <sub>2</sub> Zn	0.5	57	15 (2)	29 : 71	6.9	3.8

<sup>a</sup> Reaction conditions: 50 mmol CHO, 0.5 mol% R<sub>2</sub>Zn, 2 mL toluene, *p*(CO<sub>2</sub>) = 0.5–5.0 MPa, *T* = 100 °C, *t* = 16 h. <sup>b</sup> Isolated yield of the polymer after precipitation from CH<sub>2</sub>Cl<sub>2</sub> with 5 mol% HCl in MeOH. <sup>c</sup> Yield of CHC determined by <sup>1</sup>H NMR from the reaction mixture in parenthesis.

<sup>d</sup> Determined by comparison of the integrals arising from the methine protons in the <sup>1</sup>H NMR spectra from the PC and PE unit. <sup>e</sup> Determined by SEC in THF, calibrated with polystyrene standards.

of R<sub>2</sub>Zn neither the formation of polycarbonate nor cyclohexene carbonate (CHC) was observed (entry 1). In the presence of Et<sub>2</sub>Zn (0.5 mol%) the formation of a polycarbonate with a carbonate content of >85% was obtained as the main product (entry 2). Interestingly, this was achieved in the absence of a co-catalyst and without the addition of water. Even though the use of Bu<sub>2</sub>Zn led to a product with higher molecular weight the incorporation of CO<sub>2</sub> decreased significantly <80% (entry 3). *i*Pr<sub>2</sub>Zn and Cy<sub>2</sub>Zn gave similar results in respect to the TON and polycarbonate content while the *M*<sub>n</sub> of the product almost doubled in the presence of Cy<sub>2</sub>Zn (entry 4 and 5). The polymer with the lowest *M*<sub>n</sub> of 11.7 kg mol<sup>-1</sup> and a polycarbonate to polyether ratio of 81 : 19 was obtained with Ph<sub>2</sub>Zn (entry 6). As expected the reduction of the amount of Et<sub>2</sub>Zn from 0.5 mol% to 0.25 mol% led to a significant increase of the *M*<sub>n</sub> from 10.5 to 43.1 kg mol<sup>-1</sup> respectively (entry 2 vs. 7). Even though the CO<sub>2</sub>-content also increased to >99%, the yield dropped below 10%. Similar trends were observed when 0.25 mol% of R<sub>2</sub>Zn (R = Bu, *i*Pr, Cy and Ph) were employed.<sup>47,56</sup> Notably, if the reaction was carried out under argon instead of CO<sub>2</sub> a high molecular polyether (*M*<sub>n</sub> = 76.4 kg mol<sup>-1</sup>) was obtained in 16% yield (entry 8). Even though the highest yields were obtained in toluene other solvents such as CH<sub>2</sub>Cl<sub>2</sub> and THF are also suitable.<sup>47,56</sup> For further investigations we did MALDI-TOF experiments for the polymer obtained with Ph<sub>2</sub>Zn (Table 1, entry 6). The spectrum

shows the alternating nature of the polycarbonate with repeating units for the monomer of 142 g mol<sup>-1</sup> (Fig. S1†).

Subsequently, we studied the influence of various reaction parameters (*p*(CO<sub>2</sub>), *T*, *t*) for all of the tested zinc compounds since all of them showed similar activity and selectivity as well as promising results in respect to the polymer properties such as amount of incorporated CO<sub>2</sub> and *M*<sub>n</sub>.

First the influence of the CO<sub>2</sub>-pressure on the copolymerization of CHO and CO<sub>2</sub> was investigated (Table 2). For all of the tested zinc compounds R<sub>2</sub>Zn an increase of the pressure to 5.0 MPa led to higher turnover numbers and increased isolated polymer yields compared to 2.0 MPa (Table 2, entries 1–5 vs. Table 1, entries 2–6).

Interestingly, in the presence of Et<sub>2</sub>Zn the *M*<sub>n</sub> increased from 10.5 to 16.8 kg mol<sup>-1</sup> while for Ph<sub>2</sub>Zn the *M*<sub>n</sub> increased to 22.8 kg mol<sup>-1</sup> (Table 2, entries 1 and 5 vs. Table 1, entries 2 and 6). At a lower CO<sub>2</sub> pressure of 0.5 MPa the turnover number, polymer yield and polycarbonate content decreased for all R<sub>2</sub>Zn compounds (Table 2, entries 6–10 vs. Table 1, entries 2–6). Except for Et<sub>2</sub>Zn the *M*<sub>n</sub> dropped significantly.

Since the polycarbonate is the kinetic product of the reaction of CO<sub>2</sub> and CHO, we subsequently studied the influence of the reaction temperature.<sup>8</sup> Thus the reaction was carried out at 60 °C in the presence of the different organozinc compounds (Table 3). As expected in all cases the formation of the cyclic

**Table 3** Influence of the temperature on the copolymerization of CHO and CO<sub>2</sub><sup>a</sup>

Entry	R <sub>2</sub> Zn	<i>T</i> /°C	TON	<i>Y</i> <sup>b,c</sup> /%	PC : PE ratio <sup>d</sup>	<i>M</i> <sub>n</sub> /kg mol <sup>-1e</sup>	<i>D</i> <sup>e</sup>
1	Et <sub>2</sub> Zn	60	113	52 (0)	16 : 84	79.3	4.4
2	Bu <sub>2</sub> Zn	60	123	53 (0)	71 : 29	23.0	10.3
3	<i>i</i> Pr <sub>2</sub> Zn	60	115	45 (0)	84 : 16	37.5	7.3
4	Cy <sub>2</sub> Zn	60	80	52 (0)	94 : 6	27.9	7.4
5	Ph <sub>2</sub> Zn	60	91	37 (≤1)	68 : 32	30.2	7.3

<sup>a</sup> Reaction conditions: 50 mmol CHO, 0.5 mol% R<sub>2</sub>Zn, 2 mL toluene, *p*(CO<sub>2</sub>) = 2.0 MPa, *T* = 60 °C, *t* = 16 h. <sup>b</sup> Isolated yield of the polymer after precipitation from CH<sub>2</sub>Cl<sub>2</sub> with 5 mol% HCl in MeOH. <sup>c</sup> Yield of CHC determined by <sup>1</sup>H NMR from the reaction mixture in parenthesis.

<sup>d</sup> Determined by comparison of the integrals arising from the methine protons in the <sup>1</sup>H NMR spectra from the PC and PE unit. <sup>e</sup> Determined by SEC in THF, calibrated with polystyrene standards.



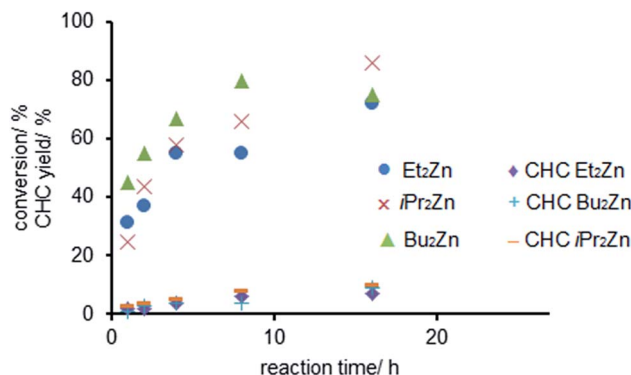


Fig. 1 Influence of the dialkyl zinc compounds ( $\text{ZnR}_2$ ,  $\text{R} = \text{Et}$ ,  $\text{Bu}$ ,  $i\text{Pr}$ ) on the conversion of CHO (copolymerization of CHO and  $\text{CO}_2$ , observed  $\text{CHC} \leq 10\%$ ) in dependence on the reaction time. Reaction conditions: 50 mmol CHO, 0.5 mol%  $\text{R}_2\text{Zn}$ , 2 mL toluene,  $p(\text{CO}_2) = 2.0$  MPa,  $T = 100^\circ\text{C}$ ,  $t = 1$ –16 h. The data points are the results for separate batches.

carbonate which is the thermodynamic product decreased significantly for the different  $\text{ZnR}_2$  while the turnover number decreased slightly in all cases (Table 3 vs. Table 1, entries 2–6). Notably, for  $\text{Et}_2\text{Zn}$  the polycarbonate content dropped from 94% to 16% while the  $M_n$  increased from 10.5 to 79.3  $\text{kg mol}^{-1}$  (Table 3, entry 1 vs. Table 1, entry 2). In the presence of the other zinc compounds  $\text{ZnR}_2$  ( $\text{R} = \text{Bu}$ ,  $i\text{Pr}$ ,  $\text{Cy}$  or  $\text{Ph}$ ) polymers obtained at  $60^\circ\text{C}$  showed similar  $\text{CO}_2$  content compared the products which were obtained at  $100^\circ\text{C}$  (Table 3, entries 2–5 vs. Table 1, entries 3–6). Interestingly, for  $i\text{Pr}_2\text{Zn}$  and  $\text{Ph}_2\text{Zn}$  the  $M_n$  at lower temperature was about three times higher compared to  $100^\circ\text{C}$  (Table 3, entries 3 and 5 vs. Table 1, entries 4 and 6). The observation that with decreasing reaction temperature the  $M_n$  increases is in accordance with work previously reported by Soga and co-workers.<sup>56</sup> They investigated the effect of the temperature on the copolymerization of propylene oxide and  $\text{CO}_2$  using an alumina-supported diethylzinc catalyst. In general the observed dispersities of the products were higher compared

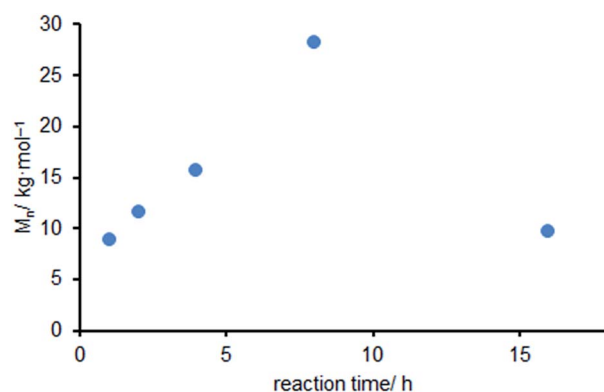


Fig. 2 Influence of the dialkyl zinc compound  $\text{Et}_2\text{Zn}$  on the  $M_n$  of CHO (copolymerization of CHO and  $\text{CO}_2$ , observed  $\text{CHC} \leq 10\%$ ) in dependence on the reaction time. Reaction conditions: 50 mmol CHO, 0.5 mol%  $\text{R}_2\text{Zn}$ , 2 mL toluene,  $p(\text{CO}_2) = 2.0$  MPa,  $T = 100^\circ\text{C}$ ,  $t = 1$ –16 h. The data points are the results for separate batches.

to the polymers obtained at  $100^\circ\text{C}$  (Table 3, entries 1–5 vs. Table 1, entries 2–6).

Consequently we investigated the influence of the reaction time on the copolymerization for three different dialkyl zinc compounds ( $\text{R}_2\text{Zn}$ ,  $\text{R} = \text{Et}$ ,  $\text{Bu}$ ,  $i\text{Pr}$ ).  $\text{Bu}_2\text{Zn}$  showed the highest initial activity with 45% conversion of the starting material after 1 h (Fig. 1).<sup>47,56</sup> In the presence of  $\text{Et}_2\text{Zn}$  and  $i\text{Pr}_2\text{Zn}$  the conversion of CHO was 31% and 25% after 1 h, respectively. Notably, after 4 h more than 50% of the starting material was converted. Subsequently the reaction rate decreased in all cases which resulted in a maximum conversion of only 86% for  $i\text{Pr}_2\text{Zn}$  after 16 h. The exponential formation of the polycarbonate was accompanied by a linear increase in the cyclic carbonate content of the reaction mixture which is in accordance with previously reported work by Górecki and Kuran.<sup>47,57</sup> Notably, the CHC-content in all cases did not exceed 10% after 16 h.

In the presence of  $\text{Et}_2\text{Zn}$  the  $M_n$  of the obtained polycarbonate showed a linear increase from 8.9 to 28.3  $\text{kg mol}^{-1}$  during the first 8 h (Fig. 2). Subsequently the  $M_n$  decreased to 12.2  $\text{kg mol}^{-1}$  after 16 h. This might be addressed to transesterification reactions as suggested by Vandenberg and Tian.<sup>58</sup> This result is comparable to the molecular weights obtained by Williams *et al.* using mixed salts prepared from  $\text{Et}_2\text{Zn}$  and acetic acid as a catalyst.<sup>59</sup>

Notably, no clear trend was observed for the other zinc compounds ( $\text{R}_2\text{Zn}$ ,  $\text{R} = \text{Bu}$  and  $i\text{Pr}$ ).<sup>47,56</sup>

However, in all cases the  $\text{CO}_2$  content of the obtained polymer was approximately constant (85%) over time. In further investigations, the influence of different co-catalysts was tested (Table 4). The copolymerization was performed with  $\text{Et}_2\text{Zn}$  (0.5 mol%) under standard reaction conditions (2.0 MPa,  $100^\circ\text{C}$ , 16 h) in the presence of commonly used co-catalysts.<sup>60–66</sup>

Table 4 Evaluation of co-catalysts for the  $\text{Et}_2\text{Zn}$  mediated copolymerization of CHO with  $\text{CO}_2^a$

Entry	Co-catalyst	TON	$\gamma^{b,c}/\%$	PC : PE ratio <sup>d</sup>	$M_n/\text{mol}^{-1e}$
1	TBAB	141	7 (63)	0 : 100	270
2	PPNCl	172	3 (82)	0 : 100	260
3	DBU	66	18 (14)	55 : 45	510
4	TBD	61	18 (12)	71 : 29	590
5	DMAp	16	8 (<1)	65 : 35	490

<sup>a</sup> Reaction conditions: 50 mmol CHO, 0.5 mol%  $\text{R}_2\text{Zn}$ , 0.5 mol% co-catalyst, 2 mL toluene,  $p(\text{CO}_2) = 2.0$  MPa,  $T = 100^\circ\text{C}$ ,  $t = 16$  h.

<sup>b</sup> Yield of polymer determined by  $^1\text{H}$  NMR from the reaction mixture.

<sup>c</sup> Yield of CHC determined by  $^1\text{H}$  NMR from the reaction mixture in parenthesis. <sup>d</sup> Determined by comparison of the integrals arising from the methine protons in the  $^1\text{H}$  NMR spectra from the PC and PE unit. <sup>e</sup> Determined by SEC in THF, calibrated with polystyrene standards.



Notably, in all cases the utilization of a co-catalyst led only to the formation of the cyclic carbonate and/or low molecular weight products/oligomers. Tetra-*n*-butylammonium bromide (TBAB) and bis(triphenylphosphine)iminium chloride (PPNCl) are known to catalyze the addition of CO<sub>2</sub> to epoxides yielding cyclic carbonates.<sup>67,68</sup> Both co-catalyst provided similar results mainly producing the cyclic carbonate in 63% and 82% yield respectively (entry 1 and 2). Known as catalysts for ring-opening-polymerization (ROP) of cyclic carbonates, 1,8-diazabicyclo(5.4.0)undec-7-ene (DBU) and triazabicyclodecene (TBD) were used as co-catalyst to decrease the cyclic side product.<sup>64,69</sup> In the presence of DBU the formation of an oligomer ( $M_n = 510 \text{ g mol}^{-1}$ ) with a polycarbonate content of 55% was observed (entry 3). A similar result was obtained with TBD as the co-catalyst (entry 4) while 4-dimethylaminopyridine (DMAP) showed no significant conversion (entry 5). It is generally discussed that TBD hinders the depolymerization of

the polycarbonate through deprotonation of the *in situ* formed hydroxyl end-group.<sup>70,71</sup>

Additionally, we studied the conversion of various other epoxides with CO<sub>2</sub>. In the presence of Et<sub>2</sub>Zn (0.5 mol%) under our standard reaction conditions (2.0 MPa,  $T = 100^\circ\text{C}$ ,  $t = 16 \text{ h}$ , Table 5). For the simple propylene oxide a conversion of 8% and low weight polymer with high polyether content was reached (entry 1). This is a lower polymer yield then previous reported by Inoue where 5.0–6.0 MPa CO<sub>2</sub>-pressure and the Et<sub>2</sub>Zn/H<sub>2</sub>O system was used.<sup>24,25</sup> For the conversion of butylene oxide only 7% of the oligomeric ether and 5% of the respective cyclic carbonate were observed (entry 2). The reaction of styrene oxide led to higher TON of 59 and 20% yield of an oligomer with a  $M_n < 500 \text{ g mol}^{-1}$  (entry 3) which is higher than the obtained yield of 2% by the Et<sub>2</sub>Zn/H<sub>2</sub>O system by Endo and co-workers. Epichlorohydrin showed a poor yield of the corresponding cyclic carbonate of only 2% (entry 4) which is lower than the result of Endo and co-workers.<sup>24</sup> Notably, other cyclohexane based epoxides could not be converted to the corresponding polycarbonates (entries 5–8).

In the case of limonene oxide this might be addressed to steric hindrance which was observed before by Coates<sup>71</sup> and Anwender<sup>72</sup> (entry 5). The alkoxy silyl functionalized substrates showed no conversion which might be addressed to a reaction of these groups with the catalyst.<sup>72,73</sup> The methyl substituted cyclohexene oxide was partially converted to an oligomeric ether (entry 8).

## 4. Conclusions

Zinc organyls (R<sub>2</sub>Zn, R = Et, Bu, *i*Pr, Cy and Ph) efficiently mediate the copolymerization of CO<sub>2</sub> and CHO. Under the standard reaction conditions (100 °C, 2.0 MPa) an initial TOF of up to 91 h<sup>−1</sup> (for Bu<sub>2</sub>Zn) and TONs up to 269 after 16 h were achieved. Polycarbonates with molecular weights up to 79.3 kg mol<sup>−1</sup> and a CO<sub>2</sub> content up to 97% were obtained. The effect of various parameters on the reaction outcome has been investigated. An increase of the pressure to 5.0 MPa led to higher turnover numbers and increased isolated polymer yields compared to 2.0 MPa. However, at this pressure also the highest dispersities were observed. Higher molecular weight products could be isolated at lower reaction temperature of 60 °C. Several commonly employed readily available co-catalysts were studied in combination with Et<sub>2</sub>Zn. However, the co-catalysts facilitated rather the formation of the cyclic carbonate than the production of the polycarbonate. Moreover different epoxides were tested in the copolymerization with CO<sub>2</sub>, unfortunately only low conversions and/or the formation of the respective cyclic carbonates were observed as the major product.





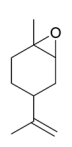
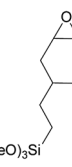
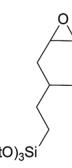
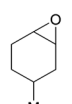
## Conflicts of interest

There are no conflicts to declare.

## Acknowledgements

We wish to thank the Federal Ministry of Research and Education (BMBF) for financial support (Chemische Prozesse

Table 5 Evaluation of different epoxides<sup>a</sup>

Entry	Monomer	$X_{\text{epoxide}}/\%$	TON	$Y^{b,c}/\%$	$M_n/\text{g mol}^{-1d}$
1 <sup>e</sup>		8	15	7 <sup>j</sup> (<1)	<500
2 <sup>f</sup>		12	25	7 <sup>j</sup> (5)	<500
3 <sup>e</sup>		28	59	20 <sup>j</sup> (9)	<500
4 <sup>f</sup>		2	1	0 (2)	—
5 <sup>f</sup>		<1	—	—	—
6 <sup>g</sup>		<1	—	—	—
7 <sup>h</sup>		<1	—	—	—
8 <sup>i</sup>		27	57	27 <sup>j</sup> (0)	<500

<sup>a</sup> Reaction conditions: 0.5 mol% Et<sub>2</sub>Zn, 2 mL toluene,  $p(\text{CO}_2) = 2.0 \text{ MPa}$ ,  $T = 100^\circ\text{C}$ ,  $t = 16 \text{ h}$ . <sup>b</sup> Yield of polymer determined by <sup>1</sup>H NMR from the reaction mixture. <sup>c</sup> Yield of CHC determined by <sup>1</sup>H NMR from the reaction mixture in parenthesis. <sup>d</sup> Determined by SEC in THF, calibrated with polystyrene standards. <sup>e</sup> 50 mmol epoxide. <sup>f</sup> 25 mmol epoxide. <sup>g</sup> 17 mmol epoxide. <sup>h</sup> 14 mmol epoxide. <sup>i</sup> 11 mmol epoxide. <sup>j</sup> Only Polyether was observed.



und stoffliche Nutzung von CO<sub>2</sub>: Technologien für Nachhaltigkeit und Klimaschutz, grant 033RC1004A).

## References

- 1 IPCC, Climate Change 2013: The Physical Science Basis, in *Contribution of Working Group I to the Fifth Assessment Report of the Intergovernmental Panel on Climate Change*, ed. T. F. Stocker, D. Qin, G.-K. Plattner, M. Tignor, S. K. Allen, J. Boschung, A. Nauels, Y. Xia, V. Bex and P. M. Midgley, Cambridge University Press, Cambridge, United Kingdom and New York, NY, USA, 2013, ch. SPM, pp. 1–30, DOI: 10.1017/CBO9781107415324.004.
- 2 M. Peters, B. Köhler, W. Kuckshinrichs, W. Leitner, P. Markewitz and T. E. Müller, *ChemSusChem*, 2011, **4**, 1216–1240.
- 3 P. Markewitz, W. Kuckshinrichs, W. Leitner, J. Linssen, P. Zapp, R. Bongartz, A. Schreiber and T. E. Müller, *Energy Environ. Sci.*, 2012, **5**, 7281–7305.
- 4 Q. Liu, L. Wu, R. Jackstell and M. Beller, *Nat. Commun.*, 2015, **6**, 1–15.
- 5 G. A. Filonenko, D. Smykowski, B. M. Szyja, G. Li, J. Szczygieł, E. J. M. Hensen and E. A. Pidko, *ACS Catal.*, 2015, **5**, 1145–1154.
- 6 S. Wesselbaum, V. Moha, M. Meuresch, S. Brosinski, K. M. Thenert, J. Kothe, T. V. Stein, U. Englert, M. Holscher, J. Klankermayer and W. Leitner, *Chem. Sci.*, 2015, **6**, 693–704.
- 7 C. Das Neves Gomes, O. Jacquet, C. Villiers, P. Thuéry, M. Ephritikhine and T. Cantat, *Angew. Chem., Int. Ed.*, 2012, **51**, 187–190.
- 8 G. W. Coates and D. R. Moore, *Angew. Chem., Int. Ed.*, 2004, **43**, 6618–6639.
- 9 M. Cokoja, M. E. Wilhelm, M. H. Anthofer, W. A. Herrmann and F. E. Kühn, *ChemSusChem*, 2015, **8**, 2436–2454.
- 10 J. W. Comerford, I. D. V. Ingram, M. North and X. Wu, *Green Chem.*, 2015, **17**, 1966–1987.
- 11 A. C. Kathalikkattil, R. Babu, J. Tharun, R. Roshan and D.-W. Park, *Catal. Surv. Asia*, 2015, **19**, 223–235.
- 12 C. Martín, G. Fiorani and A. W. Kleij, *ACS Catal.*, 2015, **5**, 1353–1370.
- 13 D. J. Darensbourg, S. J. Lewis, J. L. Rodgers and J. C. Yarbrough, *Inorg. Chem.*, 2003, **42**, 581–589.
- 14 X.-B. Lu and D. J. Darensbourg, *Chem. Soc. Rev.*, 2012, **41**, 1462–1484.
- 15 P. P. Pescarmona and M. Taherimehr, *Catal. Sci. Technol.*, 2012, **2**, 2169–2187.
- 16 M. I. Childers, J. M. Longo, N. J. Van Zee, A. M. LaPointe and G. W. Coates, *Chem. Rev.*, 2014, **114**, 8129–8152.
- 17 S. Paul, Y. Zhu, C. Romain, R. Brooks, P. K. Saini and C. K. Williams, *Chem. Commun.*, 2015, **51**, 6459–6479.
- 18 M. Luo, Y. Li, Y.-Y. Zhang and X.-H. Zhang, *Polymer*, 2016, **82**, 406–431.
- 19 Y. Qin, X. Sheng, S. Liu, G. Ren, X. Wang and F. Wang, *J. CO<sub>2</sub> Util.*, 2015, **11**, 3–9.
- 20 M. A. Subhani, B. Köhler, C. Gürtler, W. Leitner and T. E. Müller, *Angew. Chem., Int. Ed.*, 2016, **55**, 5591–5596.
- 21 T. E. Müller, C. Gürtler, A. Kermagoret, Y. Dienes, I. Busygin, B. Köhler and W. Leitner, DE102010043409A1, 2014.
- 22 T. E. Müller, C. Gürtler, M. Wohak, J. Hofman, A. M. Subhani, W. Leitner, I. Peckermann and A. Aurel, EP2703425A1, 2014.
- 23 T. E. Müller, C. Gürtler, A. M. Subhani and W. Leitner, EP2845873A1, 2015.
- 24 S. Inoue, H. Koinuma and T. Tsuruta, *J. Polym. Sci., Part C: Polym. Lett.*, 1969, **7**, 287–292.
- 25 S. Inoue, H. Koinuma and T. Tsuruta, *Makromol. Chem.*, 1969, **130**, 210–220.
- 26 K. Soga, K. Uenishi, S. Hosoda and S. Ikeda, *Makromol. Chem.*, 1977, **178**, 893–897.
- 27 K. L. Orchard, J. E. Harris, A. J. P. White, M. S. P. Shaffer and C. K. Williams, *Organometallics*, 2011, **30**, 2223–2229.
- 28 M. Ree, J. Y. Bae, J. H. Jung and T. J. Shin, *J. Polym. Sci., Part A: Polym. Chem.*, 1999, **37**, 1863–1876.
- 29 W. Kuran, *Prog. Polym. Sci.*, 1998, **23**, 919–992.
- 30 M. S. Super and E. J. Beckman, *Trends Polym. Sci.*, 1997, **5**, 236–240.
- 31 H. Sugimoto and S. Inoue, *J. Polym. Sci., Part A: Polym. Chem.*, 2004, **42**, 5561–5573.
- 32 D. J. Darensbourg and M. W. Holtcamp, *Macromolecules*, 1995, **28**, 7577–7579.
- 33 D. J. Darensbourg, J. R. Wildeson, J. C. Yarbrough and J. H. Reibenspies, *J. Am. Chem. Soc.*, 2000, **122**, 12487–12496.
- 34 D. J. Darensbourg, M. W. Holtcamp, G. E. Struck, M. S. Zimmer, S. A. Niezgoda, P. Rainey, J. B. Robertson, J. D. Draper and J. H. Reibenspies, *J. Am. Chem. Soc.*, 1999, **121**, 107–116.
- 35 M. Cheng, N. A. Darling, E. B. Lobkovsky and G. W. Coates, *Chem. Commun.*, 2000, 2007–2008.
- 36 M. Cheng, D. R. Moore, J. J. Reczek, B. M. Chamberlain, E. B. Lobkovsky and G. W. Coates, *J. Am. Chem. Soc.*, 2001, **123**, 8738–8749.
- 37 S. D. Allen, D. R. Moore, E. B. Lobkovsky and G. W. Coates, *J. Am. Chem. Soc.*, 2002, **124**, 14284–14285.
- 38 L. R. Rieth, D. R. Moore, E. B. Lobkovsky and G. W. Coates, *J. Am. Chem. Soc.*, 2002, **124**, 15239–15248.
- 39 M. R. Kember, P. D. Knight, P. T. R. Reung and C. K. Williams, *Angew. Chem., Int. Ed.*, 2009, **48**, 931–933.
- 40 F. Jutz, A. Buchard, M. R. Kember, S. B. Fredriksen and C. K. Williams, *J. Am. Chem. Soc.*, 2011, **133**, 17395–17405.
- 41 M. R. Kember, A. J. P. White and C. K. Williams, *Inorg. Chem.*, 2009, **48**, 9535–9542.
- 42 M. W. Lehenmeier, S. Kissling, P. T. Altenbuchner, C. Bruckmeier, P. Deglmann, A.-K. Brym and B. Rieger, *Angew. Chem., Int. Ed.*, 2013, **52**, 9821–9826.
- 43 M. Reiter, A. Kronast, S. Kissling and B. Rieger, *ACS Macro Lett.*, 2016, **5**, 419–423.
- 44 S. Kissling, M. W. Lehenmeier, P. T. Altenbuchner, A. Kronast, M. Reiter, P. Deglmann, U. B. Seemann and B. Rieger, *Chem. Commun.*, 2015, **51**, 4579–4582.
- 45 M. Adolph, T. A. Zevaco, C. Altesleben, S. Staudt and E. Dinjus, *J. Mol. Catal. A: Chem.*, 2015, **400**, 104–110.
- 46 T. Werner, N. Tenhumberg and H. Büttner, *ChemCatChem*, 2014, **6**, 3493–3500.



- 47 H. Büttner, K. Lau, A. Spannenberg and T. Werner, *ChemCatChem*, 2015, **7**, 459–467.
- 48 H. Büttner, J. Steinbauer and T. Werner, *ChemSusChem*, 2015, **8**, 2655–2669.
- 49 C. Kohrt and T. Werner, *ChemSusChem*, 2015, **8**, 2031–2034.
- 50 W. Desens and T. Werner, *Adv. Synth. Catal.*, 2016, **358**, 622–630.
- 51 W. Desens, C. Kohrt, M. Frank and T. Werner, *ChemSusChem*, 2015, **8**, 3815–3822.
- 52 H. Büttner, J. Steinbauer, C. Wulf, M. Dindaroglu, H.-G. Schmalz and T. Werner, *ChemSusChem*, 2017, **10**, 1076–1079.
- 53 H. Büttner, C. Grimmer, J. Steinbauer and T. Werner, *ACS Sustainable Chem. Eng.*, 2016, **4**, 4805–4814.
- 54 N. Tenhumberg, H. Büttner, B. Schäffner, D. Kruse, M. Blumenstein and T. Werner, *Green Chem.*, 2016, **18**, 3775–3788.
- 55 W. Desens, C. Kohrt, A. Spannenberg and T. Werner, *Org. Chem. Front.*, 2016, **3**, 156–164.
- 56 K. Soga, K. Hyakkoku, K. Izumi and S. Ikeda, *J. Polymer Sci. Polymer Chem. Ed.*, 1978, **16**, 2383–2392.
- 57 P. Górecki and W. Kuran, *J. Polymer Sci. Polymer Lett. Ed.*, 1985, **23**, 299–304.
- 58 E. J. Vandenberg and D. Tian, *Macromolecules*, 1999, **32**, 3613–3619.
- 59 K. L. Orchard, J. E. Harris, A. J. P. White, M. S. P. Shaffer and C. K. Williams, *Organometallics*, 2011, **30**, 2223–2229.
- 60 M. Reiter, P. T. Altenbuchner, S. Kissling, E. Herdtweck and B. Rieger, *Eur. J. Inorg. Chem.*, 2015, **2015**, 1766–1774.
- 61 M. Mandal, D. Chakraborty and V. Ramkumar, *RSC Adv.*, 2015, **5**, 28536–28553.
- 62 D. J. Darensbourg, R. R. Poland and C. Escobedo, *Macromolecules*, 2012, **45**, 2242–2248.
- 63 B. Han, L. Zhang, S. J. Kyran, B. Liu, Z. Duan and D. J. Darensbourg, *J. Polym. Sci., Part A: Polym. Chem.*, 2016, **54**, 1938–1944.
- 64 A. K. Diallo, E. Kirillov, M. Slawinski, J. M. Brusson, S. M. Guillaume and J. F. Carpentier, *Polym. Chem.*, 2015, **6**, 1961–1971.
- 65 Y.-Y. Zhang, X.-H. Zhang, R.-J. Wei, B.-Y. Du, Z.-Q. Fan and G.-R. Qi, *RSC Adv.*, 2014, **4**, 36183–36188.
- 66 D. J. Darensbourg, in *Adv. Inorg. Chem.*, ed. A. Michele and E. Rudi van, Academic Press, 2014, vol. 66, pp. 1–23.
- 67 F. D. Monica, S. V. C. Vummaleti, A. Buonerba, A. D. Nisi, M. Monari, S. Milione, A. Grassi, L. Cavallo and C. Capacchione, *Adv. Synth. Catal.*, 2016, **358**, 3231–3243.
- 68 A. Sibaoui, P. Ryan, M. Leskela, B. Rieger and T. Repo, *Appl. Catal., A*, 2009, **365**, 194–198.
- 69 D. J. Darensbourg, W. C. Chung, A. D. Yeung and M. Luna, *Macromolecules*, 2015, **48**, 1679–1687.
- 70 C. Li, R. J. Sablong and C. E. Koning, *Eur. Polym. J.*, 2015, **67**, 449–458.
- 71 F. Auriemma, C. De Rosa, M. R. Di Caprio, R. Di Girolamo, W. C. Ellis and G. W. Coates, *Angew. Chem., Int. Ed.*, 2015, **54**, 1215–1218.
- 72 E. Le Roux, A. De Mallmann, N. Merle, M. Taoufik and R. Anwender, *Organometallics*, 2015, **34**, 5146–5154.
- 73 K. Su, T. D. Tilley and M. J. Sailor, *J. Am. Chem. Soc.*, 1996, **118**, 3459–3468.

