



Cite this: *RSC Adv.*, 2018, 8, 19125

# Diaryl ethers synthesis: nano-catalysts in carbon-oxygen cross-coupling reactions

Kamellia Nejati,<sup>\*a</sup> Sheida Ahmadi,<sup>a</sup> Mohammad Nikpassand,<sup>b</sup> Parvaneh Delir Kheirollahi Nezhad<sup>a</sup> and Esmail Vessally<sup>id</sup><sup>a</sup>

The diaryl ether moiety is not only prevalent in a significant number of natural products and synthetic pharmaceuticals but also widely found in many pesticides, polymers, and ligands. Ullmann-type cross-coupling reactions between phenols and aryl halides are regarded as one of the most important methods for the synthesis of this important and versatile structural motif. In recent years, the use of nano-sized metal catalysts in this coupling reaction has attracted a lot of attention because of these catalysts with their high surface-to-volume ratio, high surface energy, and reactive morphology allows for rapid C–O bond formation under mild and ligand-free conditions. In this review we will highlight the power of these catalysts in Ullmann-type C–O cross-coupling reactions.

Received 1st April 2018  
 Accepted 6th May 2018

DOI: 10.1039/c8ra02818d

[rsc.li/rsc-advances](http://rsc.li/rsc-advances)

## 1. Introduction

Diaryl ether derivatives have attracted considerable interest as they are a common structural motif encountered in numerous natural and synthetic pharmaceutically important compounds (Fig. 1), such as the antithyroid levothyroxine **1**,<sup>1</sup> the antibacterial vancomycin **2**,<sup>2</sup> the antibiotic teicoplanin **3**,<sup>3</sup> the anti-fungal piperazinomycin **4**,<sup>4</sup> the antitumor riccardin C **5**,<sup>5</sup> the anti-HIV chloropeptin II **5**,<sup>6</sup> and the antineoplastic combretastatin **7**.<sup>7</sup> This motif is also found in many pesticides (*e.g.*,

cypermethrin and deltamethrin),<sup>8</sup> polymers,<sup>9</sup> and ligands.<sup>10</sup> Due to their immense biological properties, the synthesis of diaryl ethers received tremendous attention from synthetic organic chemists.

Transition metal-catalyzed cross-coupling reactions are among the most powerful and versatile tools for the construction of various carbon-carbon<sup>11</sup> and carbon-heteroatom<sup>12</sup> bonds and have experienced considerable growth over the past decades. In this domain, C–O cross-coupling reactions have been considered as the most popular routes to diaryl ethers. Among the various C–O cross-coupling reactions for the construction of this biologically and synthetically important structural motif (Fig. 2),<sup>13–15</sup> Ullmann coupling reaction between

<sup>a</sup>Department of Chemistry, Payame Noor University, P. O. Box 19395-1697, Tehran, Iran. E-mail: [k\\_nejati@pnu.ac.ir](mailto:k_nejati@pnu.ac.ir); [nejati\\_k@yahoo.com](mailto:nejati_k@yahoo.com)

<sup>b</sup>Department of Chemistry, Rasht Branch, Islamic Azad University, Rasht, Iran



*Kamellia Nejati was born in Abhar, Iran, in 1967. She received her B.S. degree in Education Chemistry from Tarbiat Moallem University of Tehran, Iran, and her M.S. degree in inorganic chemistry from University of Tabriz, Tabriz, Iran, in 1994 under the supervision of Prof. A. Khandar. She received her PhD degree in 2001 under the supervision of Prof. A. Khandar in University of*

*Tabriz, Tabriz, Iran. Now she is working at Payame Noor University of Tabriz as associate professor. Her research interests include inorganic chemistry, new nanochemistry and methodologies, solid state and theoretical inorganic chemistry.*



*Sheida Ahmadi was born in Miyaneh, Iran. He has received her B.S. degree in Applied Chemistry from Islamic Azad University, Tehran, Iran, in 1997, and her M.S. degree in inorganic chemistry from Shahid Bahonar University, Kerman, Iran, in 2007 under the supervision of Prof. S. J. Fatemi. She received her PhD degree in 2017 under the supervision of Prof. M. Hakimi in Payam Noor univer-*

*sity, Tehran, Iran. Now she is working at Payame Noor University of Tehran as assistant professor. Her research interests include inorganic polymer, synthesis of the inorganic complexes and bio-inorganic chemistry.*



easily available and low-cost phenols and aryl halide find maximum application in industrial processes.<sup>16</sup>

The traditional Ullmann C–O coupling reaction is the coupling of aryl halides (most often aryl iodides) with electron-rich phenols mediated by copper at elevated temperature (>200 °C).<sup>17</sup> The major drawbacks of the classical Ullmann reaction, *i.e.*, harsh reaction conditions along with long reaction time, stoichiometric or greater amount of single-use copper reagents, poor functional group tolerance and low yield of products had limited the applications of this reaction for a long time. Over the years, many research groups have studied the mechanism of this coupling reaction. The most widely accepted mechanism for Ullmann C–O cross-coupling involves formation of the organocopper halide **A** through the oxidative addition of organic halide to the copper catalyst (this step is often the rate-determining step in the catalytic cycle), followed by transmetallation with phenol under the basic conditions to give the diorganocopper complex **B**, which after a reductive elimination delivers the coupling product (Fig. 3).<sup>17b,18</sup> This mechanism

indicate that the reaction is faster when the catalyst is more electron rich, because it accelerates oxidative addition of the aryl halide. For instance, it has been proved that in this reaction copper alkoxide or amide complex is much more reactive than the copper halide.<sup>19</sup> By increasing the understanding of the mechanistic aspects of the Ullmann reaction, various ligands and efficient catalyst systems have been developed and most of them allowed this reaction to be conducted under mild conditions with desirable yields with excellent functional group tolerance.

During the past few years, significant progress has been made in modifying this coupling reaction by using several nano-sized metal catalysts. The high surface-to-volume ratio, high surface energy, and reactive morphology of metal nanoparticles<sup>20</sup> made them very successful catalysts in Ullmann-type cross-coupling reactions. They allow for rapid C–O bond formation under mild and ligand-free conditions, with the benefits of excellent yield of desired product coupled with the ease of catalyst separation and recovery. Despite great popularity of nanocatalysts in Ullmann-type cross-coupling reactions, no review in the literature is available covering features, advantages, and limitations associated with the use of these catalysts in the aforementioned coupling reaction. Thus, considering the lack of such a review in the literature and in continuation of our recent works,<sup>21</sup> here we will highlight the power of nano-sized metals as catalysts in Ullmann-type cross-coupling reactions. Literature has been surveyed until March 2018.

## 2. Copper nanocatalysts

Copper nanoparticles (Cu-NPs) have attracted great interest in recent years because of their availability, versatility, and unique physical properties.<sup>22</sup> They have proven to be very efficient catalysts for a wide variety of organic reactions.<sup>23</sup> Recently, the extensive attention devoted to the employing copper nanocatalysts in C–O cross-coupling reactions of phenols with aryl halides. In this section, we describe the current literature on Cu-NPs catalyzed coupling reactions between phenols and aryl



*Mohammad Nikpassand was born in Soumehsara, Iran, in 1980. He received his BSc degree in Pure Chemistry from Zanjan University, Zanjan, Iran, and his MSc degree in Organic Chemistry from Guilan University, Rasht, Iran, in 2005 under the supervision of Prof. M. Mamaghani. He received his PhD degree in 2009 under the supervision of Prof. M. Mamaghani in Guilan University, Rasht, Iran. Now he is working at*

*Rasht branch of Islamic Azad University as associate professor. His research interests include organic synthesis, green chemistry, azo dyes synthesis, new nanochemistry and methodologies and calculated chemistry.*



*Parvaneh Delir Kheirollahi Nezhad was born in Tabriz, Iran, in 1975. She received her B.S. degree in applied chemistry from university of Tabriz, Tabriz, Iran, in 1998 and her M.S. degree inorganic chemistry from Tarbiat Moallem University of Tehran, Iran, in 2003, under supervision of Dr H. Aghabozorg. She received PhD degree in 2015 under the supervision of Dr K. Nejati and Prof. H. Keypour in of Payame*

*Noor University of Mashhad. Her research interests include inorganic chemistry, nanochemistry and theoretical inorganic chemistry.*



*Esmail Vessally was born in Sharabiyan, Sarab, Iran, in 1973. He received his B.S. degree in Pure Chemistry from University of Tabriz, Tabriz, Iran, and his M.S. degree in Organic Chemistry from Tehran University, Tehran, Iran, in 1999 under the supervision of Prof. H. Pir-elahi. He completed his PhD degree in 2005 under the supervision of Prof. M. Z. Kassae. Now he is working at Payame*

*Noor University as full professor of Organic Chemistry. His research interests include theoretical organic chemistry, new methodologies in organic synthesis and spectral studies of organic compounds.*



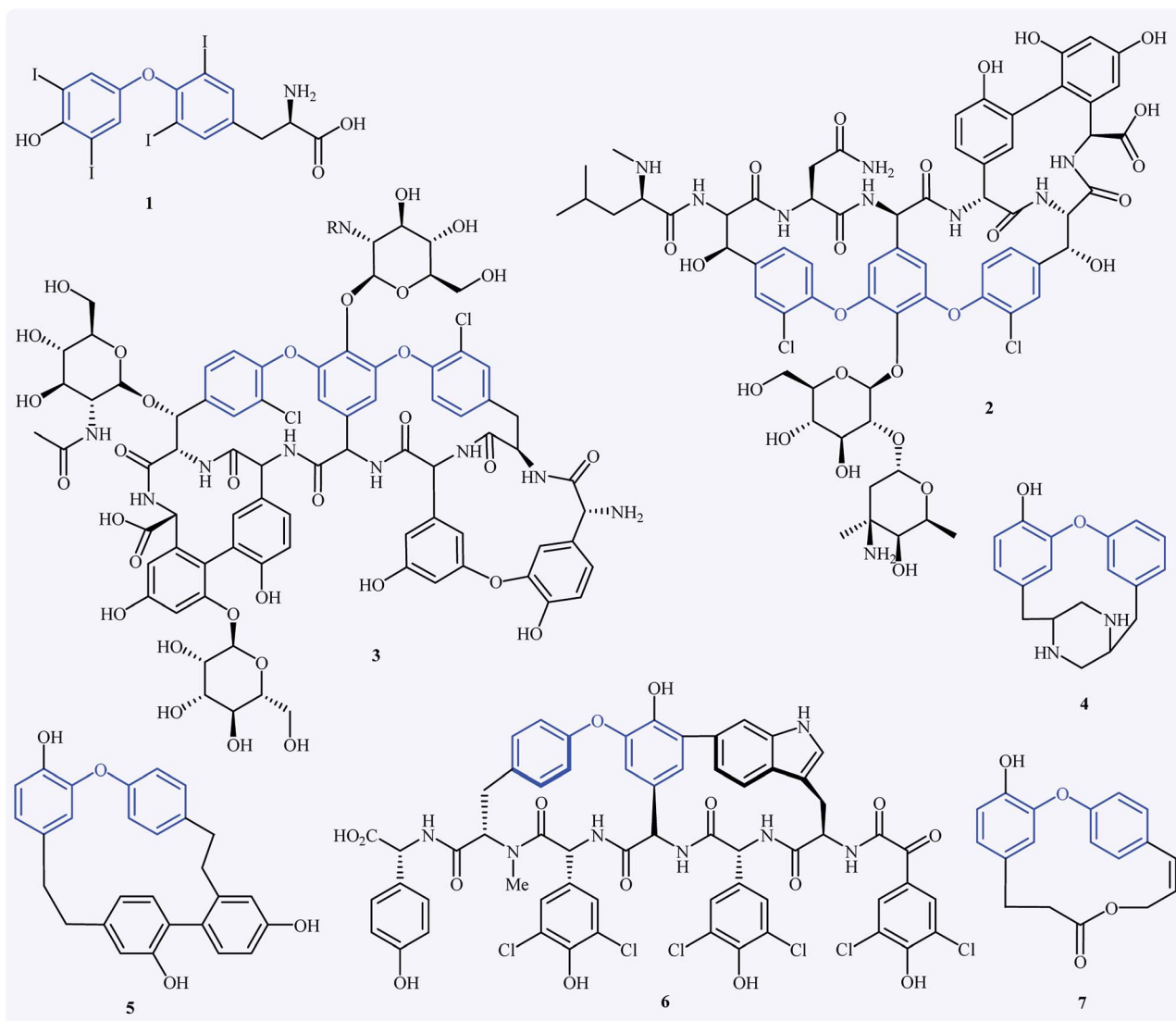


Fig. 1 Selected examples of pharmaceutically important diaryl ether derivatives.

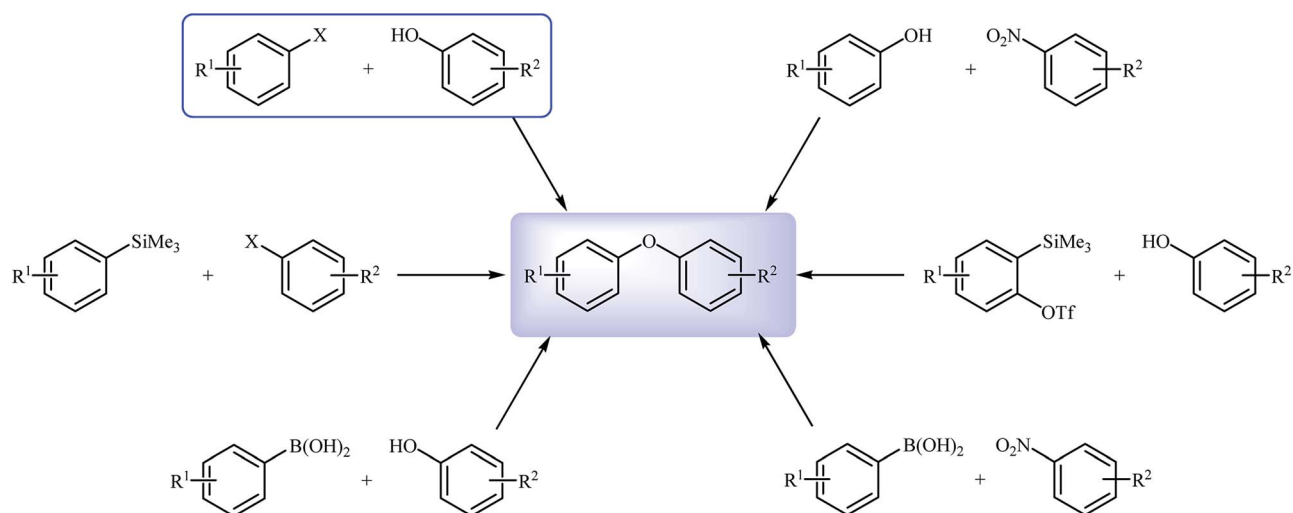
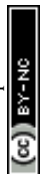


Fig. 2 Synthetic routes to diaryl ethers.



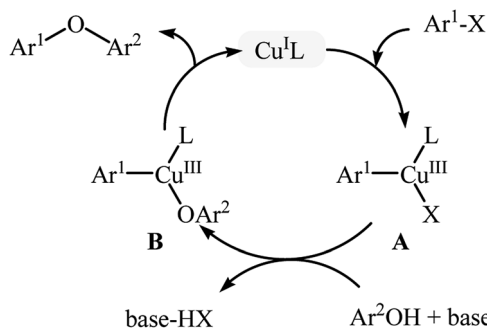


Fig. 3 General mechanism for Ullmann C–O cross-coupling reactions.

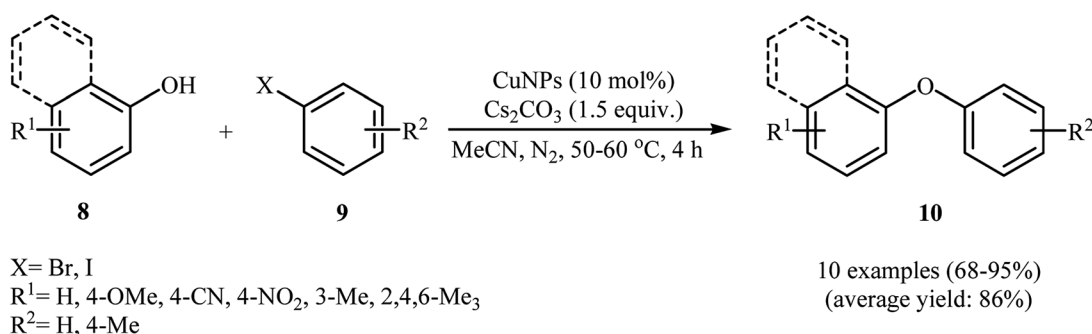
halides. The reactions have been classified based on the type of catalysts (*e.g.*, single element CuNPs, copper oxide NPs, supported CuNPs).

### 2.1. Single element Cu nanoparticles

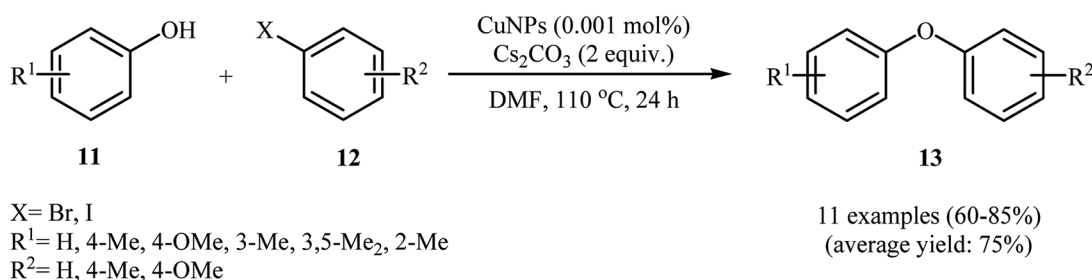
In 2007, Kidwai and co-workers reported the first Cu-nanoparticle catalyzed Ullmann cross-coupling of phenols **8** with aryl halides **9** into corresponding diaryl ethers **10** (Scheme 1). These reactions proceeded rapidly in the presence of 10 mol% of CuNPs (18 ± 2 nm) as a catalyst, 1.5 equiv. of Cs<sub>2</sub>CO<sub>3</sub> as a base in MeCN at 50–60 °C. Cross-coupling with a broad range of electrophilic substituents at both the phenols and the aryl halide component occurred with high selectivity. Interestingly, the reaction was equally efficient for aryl

bromides and aryl iodides. Moreover, the cross-coupling of sterically hindered 2,2'-disubstituted and bicyclic phenols was possible, affording diaryl ether products in good to high yields. It should be noted that the catalytic action of the CuNPs was highly dependent on the nanoparticle size. The maximum reaction rate was observed for a particle of an average diameter of about 20 nm. With a decrease or increase in average particle size, the reaction rate decreased.<sup>24</sup> Three years later, Schouten and Wheatley along with their co-workers showed that the reaction could be catalyzed by CuNPs (9.6 nm) under microwave irradiation, allowing base-free Ullmann etherification with high yields.<sup>25</sup>

In a closely related investigation, Obora's group also showed that functionalized diaryl ethers **13** were formed from the corresponding phenols **11** and aryl halides **12** through Ullmann cross-coupling in a simple process employing single-nano-sized colloidal CuNPs (2 nm) as catalyst and Cs<sub>2</sub>CO<sub>3</sub> as a base, in DMF as solvent and at 110 °C (Scheme 2). It is noted that the catalyst was prepared by a simple thermal heating of CuCl<sub>2</sub> in DMF at 140 °C for 8 h. To identify the solvent potentially suitable for the coupling, the authors first chose MeCN, DMF, and NMP. For this cross-coupling reaction, DMF was the most effective solvent, giving the expected diaryl ether product in high yields. The results showed that aryl bromides gave the target products in lower yields than aryl halides. In this study, the authors found some limitations in their methodology when they used 2-iodothiophene as a coupling partner. In this case, no formation of target product was observed.<sup>26</sup>

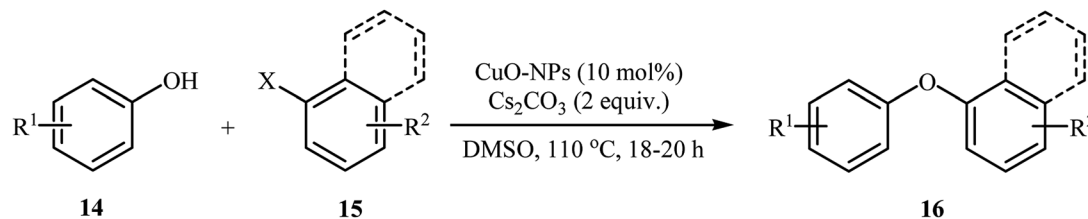


Scheme 1 Kidwai's synthesis of diaryl ethers **10**.



Scheme 2 CuNPs-catalyzed coupling of phenols **11** with aryl halides **12** reported by Obora.





In the cases of aryl bromides and chlorides KOH was used as a base

X= Cl, Br, I

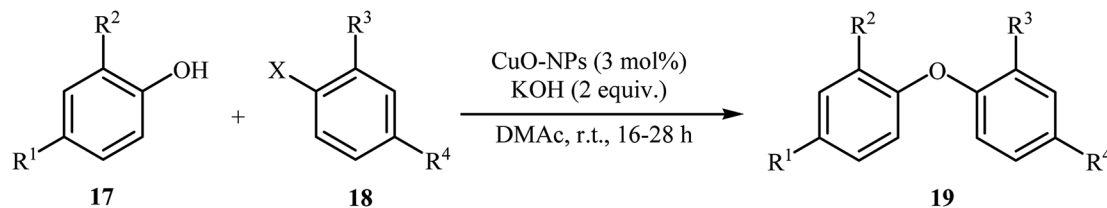
R<sup>1</sup>= H, 4-Me, 4-OMe, 4-<sup>t</sup>Bu, 4-Cl, 3-Me, 2-Me, 2-Et, 2-<sup>t</sup>Bu

R<sup>2</sup>= H, 4-NO<sub>2</sub>, 4-CN, 2-NO<sub>2</sub>

18 examples (17-94%)

(average yield: 70%)

Scheme 3 Nano-CuO catalyzed coupling of phenols 14 with aryl halides 15.



X= Cl, Br

R<sup>1</sup>= H, NO<sub>2</sub>

R<sup>2</sup>= H, NO<sub>2</sub>

R<sup>3</sup>= H, CN, CHO

R<sup>4</sup>= H, Me, OMe, CHO, COMe, CF<sub>3</sub>, CN, NO<sub>2</sub>

21 examples (54-92%)

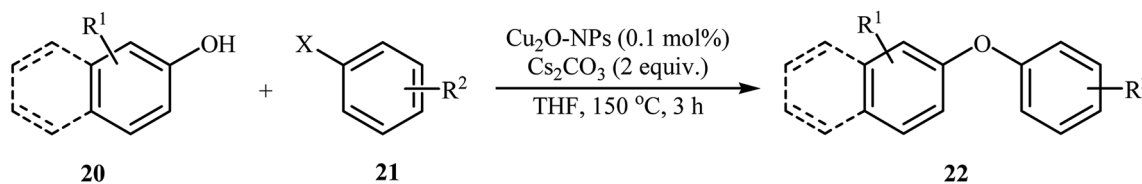
(average yield: 74%)

Scheme 4 Synthesis of diaryl ethers 19 through nano-CuO catalyzed coupling of phenols 17 with aryl bromides/chlorides 18.

## 2.2. Copper oxide nanoparticles

**2.2.1. CuO nanoparticles.** In 2008, the group of Zheng-Wang prepared CuO NPs simply according to the following one-step reaction. To a stirring solution of Cu(NO<sub>3</sub>)<sub>2</sub>·3H<sub>2</sub>O (15 mmol) in 50 mL distilled water was added Na<sub>2</sub>CO<sub>3</sub> (1 M) to adjust the pH value to 10. The mixture was stirred at room temperature for 12 h and then the final product was collected by filtration, washed with deionized water, dried at 60 °C for 24 h and then calcined at 350 °C for 24 h. The catalytic activity of prepared CuO NPs was studied for the Ullmann coupling of phenols 14 with aryl halides 15 using Cs<sub>2</sub>CO<sub>3</sub> (or KOH) as the base in DMSO at 110 °C under nitrogen atmosphere and

a variety of diaryl ethers 16 were obtained in fair to good yields (Scheme 3). The results demonstrated that the substituted phenols with electron-donating groups provided relatively better yields than those with electron-withdrawing groups. The reactivity order for the aryl halides towards coupling with phenols under these reaction conditions was R-I > R-Br ≫ R-Cl. Noteworthy, the nature of the substituent attached to the aryl chloride had a major impact on the success of the reaction. While the reaction of 4-nitrochlorobenzene with phenol provided the expected product in 87% yield, the coupling of electron neutral chlorobenzene with the same nucleophilic partner afforded the corresponding diaryl ether in only 17%



X= Cl, Br, I

R<sup>1</sup>= H, 4-Me, 4-OMe, 4-NO<sub>2</sub>, 3-Me

R<sup>2</sup>= H, 4-Me, 3-Me, 2-Me

11 examples (29-100%)

(average yield: 74%)

Scheme 5 Cu<sub>2</sub>O-NPs catalyzed synthesis of diaryl ethers 22.



yield. Interestingly, the electronic character of the substituents in aryl iodides and bromides had little effect on the facility of reaction.<sup>27</sup> Subsequently, in a related study, Jammi and co-workers applied this catalytic system in the C–N, C–O, and C–S cross-coupling reactions of various nucleophiles (amides, amines, imidazoles, phenols, alcohols and thiols) with aryl halides.<sup>28</sup>

With the objective of designing a milder procedure to diaryl ether derivatives through Ullmann coupling of phenols with aryl halides, Babu and Karvembu were able to demonstrate that a variety of functionalized diaryl ethers **19** could be obtained from the reaction of corresponding phenols **17** with aryl bromides/chlorides **18** at room temperature employing 3 mol% of CuO nanoparticles as the catalyst and 2 equiv. of KOH as the base (Scheme 4). These reactions were carried out in *N,N*-dimethyl acetamide (DMAc) under nitrogen atmosphere and generally provided the highly substituted diaryl ethers **19** in moderate to excellent yields. In addition, the CuO-NPs catalyzed C–O coupling reaction of phenols with heteroaryl bromides was also carried out smoothly to afford the corresponding heteroaryl aryl ethers in high yields.<sup>29</sup>

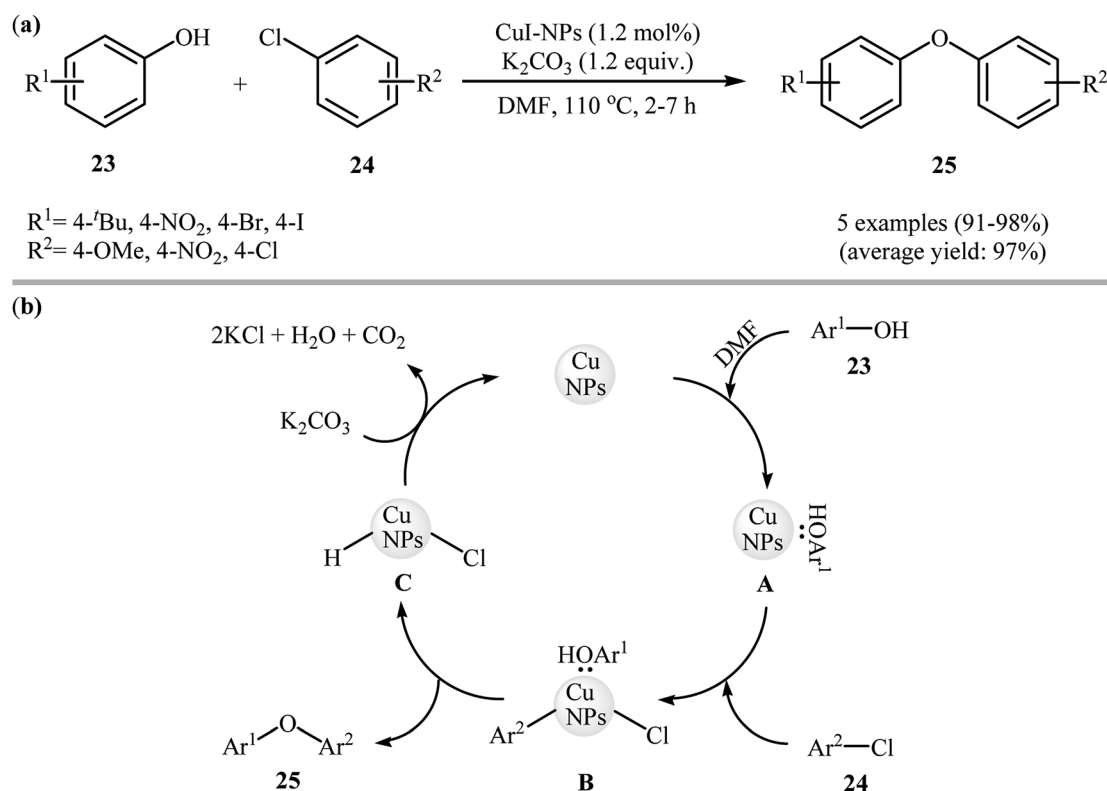
Similarly, Khalilzadeh and co-workers reported the synthesis of a diverse range of diaryl ethers in high yields (up to 86%) through CuO NPs-catalyzed coupling of corresponding phenols with aryl iodides using KF/clinoptilolite as an effective solid base.<sup>30</sup>

**2.2.2. Cu<sub>2</sub>O nanoparticles.** In 2009, Park's group reported the synthesis of diaryl ethers **22** *via* copper-catalyzed C–O formation of phenols **20** and aryl halides **21** employing only 0.1 mol% of Cu<sub>2</sub>O nanocubes as the catalyst in refluxing THF. Various phenols and aryl halides were used to establish the general applicability of the protocol. As shown in Scheme 5, all the three kinds of aryl halides (aryl iodides, aryl bromides, and aryl chlorides) were applicable to this reaction. After the reaction, catalyst was separated by centrifugation and reused for three runs without any significant loss of catalyst and catalytic activity. However, for more recycling, the quantity of the catalyst collected decreased, thus yields suffered. It should be mentioned that the Cu<sub>2</sub>O NPs were prepared by heating of the precursor solution, copper(II) acetylacetonate in 1,5-pentanediol (PD), in vinyl pyrrolidone (PVP) at 240 °C for 15 min.<sup>31</sup>

Four years later, Zhang and co-workers improved the efficiency of this coupling in terms of yield and reaction temperature by performing the process in the presence of CuO<sub>2</sub>/Cu-CNTs as the heterogeneous reusable catalyst in DMF at 140 °C.<sup>32</sup>

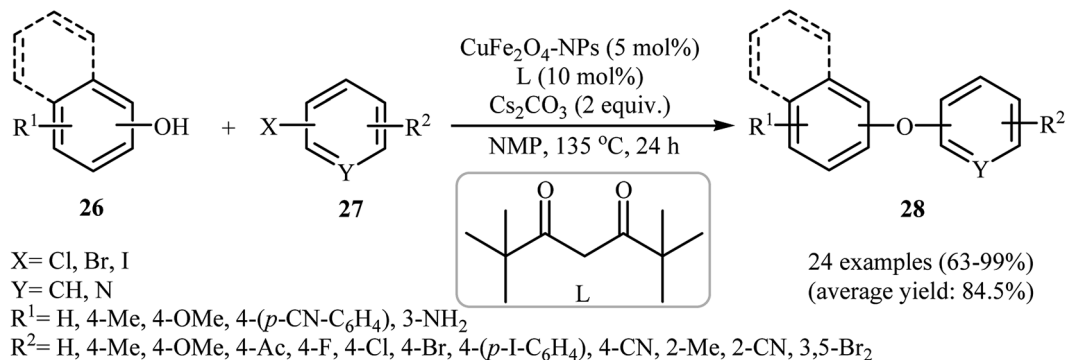
### 2.3. CuI nanoparticles

In 2009, Sreedhar and his team demonstrated that the cross-coupling reaction of phenols **23** with less reactive aryl chlorides **24** was efficiently performed when using low-cost commercially available CuI nanoparticles and K<sub>2</sub>CO<sub>3</sub> under ligand-free conditions. This was the first report of Ullmann-type C–O cross-coupling reactions using nano-sized copper salts. A



Scheme 6 (a) CuI-NPs catalyzed synthesis of diaryl ethers **25** from corresponding phenols **23** and aryl chlorides **24**; (b) proposed mechanism for the formation of diaryl ethers **25**.





Scheme 7 C–O cross-coupling reaction between phenols **26** and aryl halides **27** using CuFe<sub>2</sub>O<sub>4</sub>-NPs as catalyst.

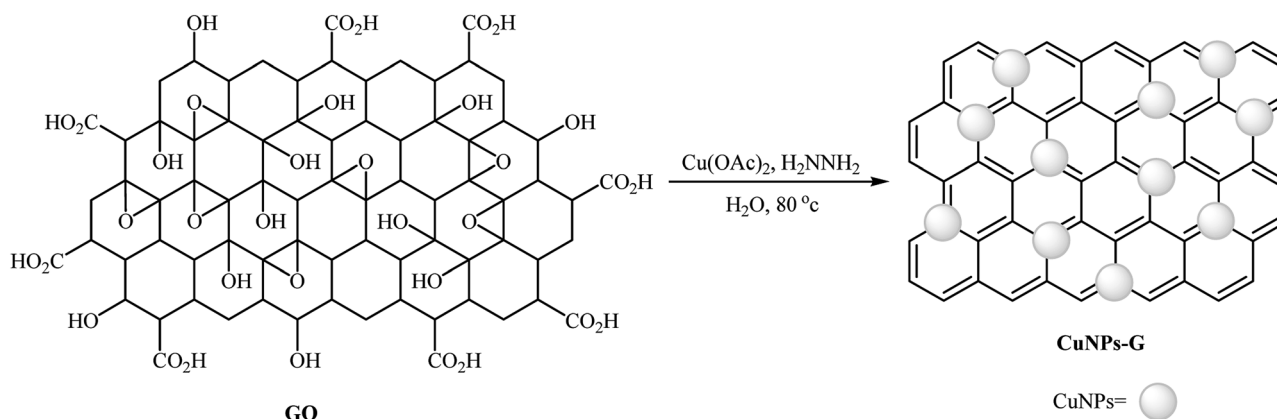
series of functionalized diaryl ethers **25** were prepared in almost quantitative yields under heating (110 °C) in DMF (Scheme 6a). However, 1-naphthol failed to participate in the reaction. This protocol was also successfully applied to the C–N cross-coupling reaction of various *N*-heterocycles with aryl chlorides, and the corresponding coupling products were obtained in good to excellent yields with the same catalyst. The mechanism shown in Scheme 6b was proposed for this *O*-arylation. It consists of the following key steps: (i) stabilization of the well-dispersed CuI nanoparticles by DMF and phenol **23** forms the active cluster intermediate **A**, (ii) oxidative addition of this intermediate with aryl halide **24** produces the intermediate **B**, and (iii) reductive elimination of intermediate **B** gives the expected diaryl ether **25** followed by the removal of hydrogen chloride with base.<sup>33</sup>

#### 2.4. CuFe<sub>2</sub>O<sub>4</sub> nanoparticles

In 2011, Zhang *et al.* reported the synthesis of magnetically recoverable CuFe<sub>2</sub>O<sub>4</sub> nanoparticles through simple heating (90 °C) of Fe(NO<sub>3</sub>)<sub>2</sub>·9H<sub>2</sub>O and Cu(NO<sub>3</sub>)<sub>2</sub>·2H<sub>2</sub>O in the presence of citric acid in water and then decomposition of citric acid at 300 °C. Transmission electron microscopy (TEM) image of the synthesized catalyst showed that the average size of the CuFe<sub>2</sub>O<sub>4</sub> particles was about 5–10 nm. The saturation magnetization is as

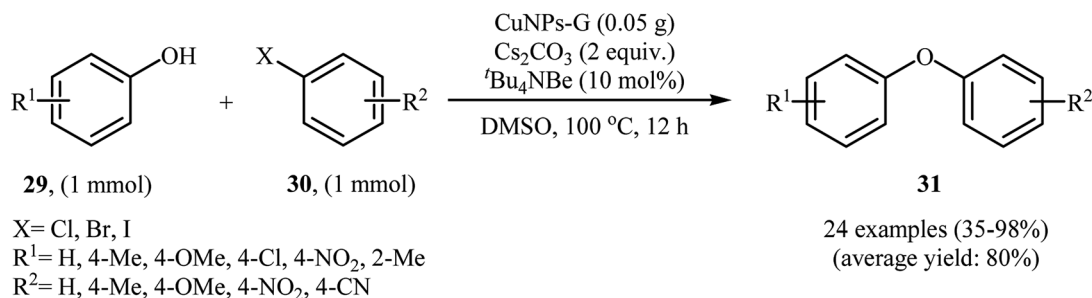
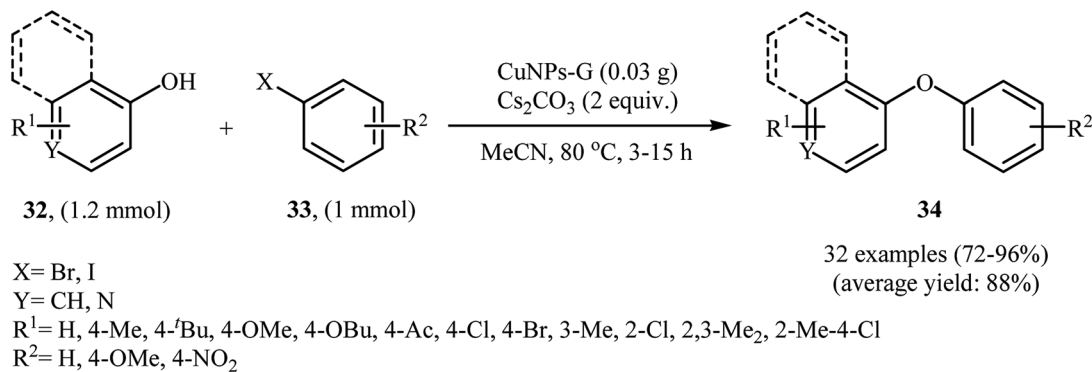
high as 33.8 emu g<sup>-1</sup> at room temperature. This makes possible a very fast magnetic separation of nanoparticles by simply applying an external magnetic field. The catalytic activity of CuFe<sub>2</sub>O<sub>4</sub> was tested for *O*-arylation of various phenols with substituted aryl halides in the presence of Cs<sub>2</sub>CO<sub>3</sub> as a base in DMF at 135 °C. Some important information of the reactions are listed below: (i) phenols with electron-withdrawing substituents compare to phenols bearing electron-donating substituents gave lower yield of desired products; (ii) aryl iodides gave a higher yield of products than aryl bromides; and (iii) aryl chlorides were shown to be completely unreactive.<sup>34</sup> Subsequently, the group of Yang–Xu improved the efficiency of this protocol by performing the process in NMF employing 2,2,6,6-tetramethylheptane-3,5-dione(L) as an efficient ligand. Both electron-rich and electron-poor phenols **26** and all the three kinds of substituted aryl halides **27** (aryl iodides, bromides, and chlorides) worked well under optimized conditions [CuFe<sub>2</sub>O<sub>4</sub>-NPs (5 mol%), L (10 mol%), Cs<sub>2</sub>CO<sub>3</sub> (2 equiv.), NMP, 135 °C, 24 h] as provided corresponding diaryl ethers **28** in high to excellent yields (Scheme 7). However, unsubstituted bromobenzene resulted in a poor yield of the desired product and iodobenzene failed to participate in this reaction.<sup>35</sup>

The comparison of the catalytic activity of CuFe<sub>2</sub>O<sub>4</sub> nanoparticles with a variety of nanosized metal oxides such as Co<sub>3</sub>O<sub>4</sub>,



Scheme 8 Synthesis of copper(0)-graphene (Cu–G) nanoparticles.



Scheme 9 CuNPs-G-catalyzed C–O cross-coupling of phenols **29** with aryl halides **30**.Scheme 10 CuNPs-G-catalyzed O-arylation of phenols **32** with aryl iodides and bromides **33** in MeCN.

SnO<sub>2</sub>, Y<sub>2</sub>O<sub>3</sub>, YFe<sub>2</sub>O<sub>4</sub>, Sb<sub>2</sub>O<sub>3</sub>, and Bi<sub>2</sub>O<sub>3</sub> NPs established its superior comparability with them in terms of product yield.<sup>36</sup> Very recently it is found that the use of cheaper and more readily available K<sub>2</sub>CO<sub>3</sub> as a base instead of Cs<sub>2</sub>CO<sub>3</sub> in this protocol produced similar yields of products.<sup>37</sup>

## 2.5. Catalyst Supports

### 2.5.1. Carbon allotropes

**2.5.1.1. Graphene supported CuNPs.** Graphene has excellent mechanical and thermal stability, and outstanding electronic properties. It has been widely used as valuable support in various heterogeneous catalyst system.<sup>38</sup> In 2013, Mondal and co-workers developed an efficient Cu(0)NPs-graphene-based composite by simple heating (80 °C) of reduced graphene oxide with Cu(OAc)<sub>2</sub> in the presence of hydrazine as a reducing agent in water (Scheme 8). The precipitated product was easily separated by filtration. The hydrophobic nature of the copper nanoparticle-activated carbon (CuNPs-C) composite indicated that the Cu(II) ions were converted to Cu(0). The authors characterized the nanocomposite by using various analyses such as TEM, AFM, Raman and XPS. The results show the composite nature of Cu-G. The size of the copper nanoparticles was found to be 2–3 nm by TEM technique. The catalytic utility of the composite was investigated for O-arylation of phenols **29** using aryl halides **30** (Scheme 9). The results established excellent catalytic activity of the nanocomposite (yield up to 98%) which was as reusable and could be recovered and reused for 7 runs with negligible loss of catalytic activity. For a comparative study,

the authors tested these reactions using various catalytic systems such as Cu(OAc)<sub>2</sub>·H<sub>2</sub>O, Cu(bpy)<sub>2</sub>BF<sub>4</sub>, BINAM-Cu(OTf)<sub>2</sub>, CuFAP, Cu<sub>2</sub>O, nano-CuO, Cu-FAP, and PANI-Cu. The best result was obtained by using CuNPs-G catalyst in terms of conversions and isolated yields of the coupling products. High catalytic activity of this composite could be explained by interaction between highly dispersed Cu species and graphene as well as the role of as well as the role of carbon vacancies and the defects of graphene surface.<sup>39</sup>

Shortly afterwards, the group of Guo reported the successful preparation of a highly active and reusable graphene-supported Cu<sub>2</sub>O nanoparticles with a mean diameter of about 8 nm. The synthesized nanocatalyst (Cu<sub>2</sub>ONPs/graphene) exhibited a high catalytic activity in the Ullmann C–O cross-coupling of phenols with aryl iodides. The results showed that the desired diaryl ethers were readily formed in high to quantitative yields (82–99%) after 3 h.<sup>40</sup>

In 2014, Singh, Shendage, and Nagarkar synthesized copper nanoparticles (<25 nm) by electrochemical deposition on nafion-graphene nanoribbons (average width – 100 nm). The prepared catalyst was successfully applied for C–O cross-coupling reactions of phenols **32** with aryl iodides and bromides **33** in the presence of Cs<sub>2</sub>CO<sub>3</sub> as the base in MeCN (Scheme 10). In this investigation, the authors found some limitation in their protocol, when they attempted to react 2-iodothiophene. In this case, the expected product was not observed. In addition, aryl chlorides and phenol bearing





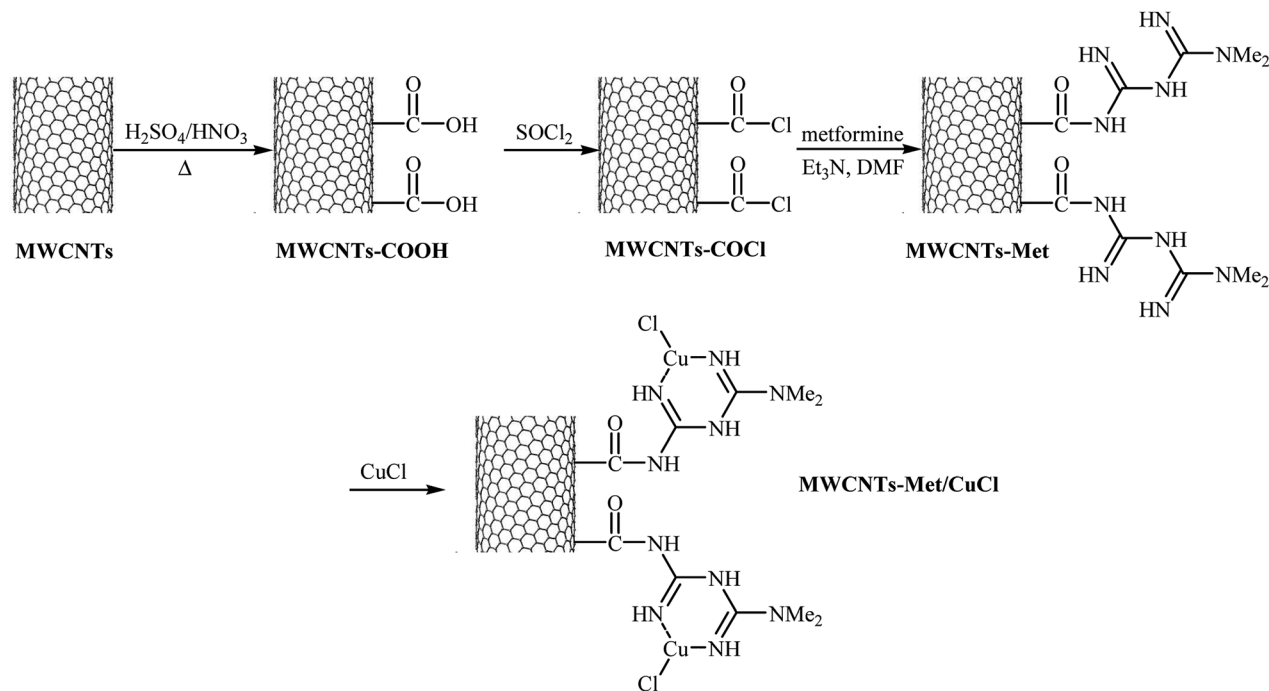


Fig. 4 Schematic diagram showing the formation of MWCNTs-Met/CuCl.

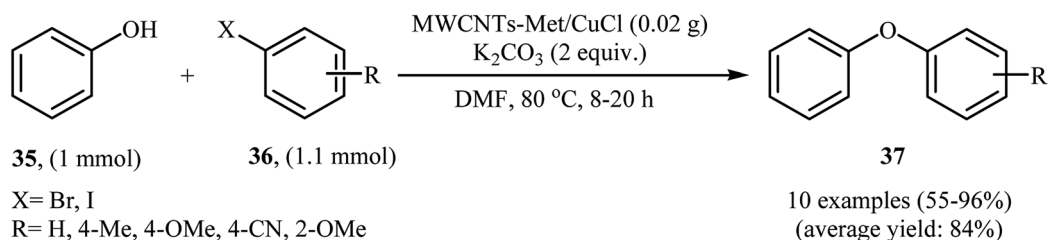
a strong electron-withdrawing group (e.g., NO<sub>2</sub>) did not work well under this reaction conditions.<sup>41</sup>

Inspired by these works, Nasrollahzadeh and co-workers designed and synthesized a novel copper-based heterogeneous magnetic catalyst by immobilizing Cu NPs onto reduced graphene oxide (RGO)/Fe<sub>3</sub>O<sub>4</sub> nanocomposite *via* reduction of Cu<sup>2+</sup> to Cu(0) by using barberry fruit extract. The magnetically separable, Cu NPs/RGO/Fe<sub>3</sub>O<sub>4</sub> system was used for promoting *O*-arylation of phenols with aryl halides (Ar-I, Ar-Br, Ar-Cl) in the presence of Cs<sub>2</sub>CO<sub>3</sub> as a base in DMSO. The desired products were slowly obtained in good to excellent yields under open air conditions. The catalyst could be freely recycled and reused six times for the same reaction, with very low yield decrease (from 98% in the first run to 95% in the sixth run).<sup>42</sup>

**2.5.1.2. Carbon nanofiber/tube supported CuNPs.** In 2014, Li and co-workers reported a carbon nanofiber supported copper nanoparticle (CuNP/CNF) catalyst for Ullmann-type C–O and C–N bond formation couplings. The catalytic activity of synthesized Cu/C nanocatalyst was explored for *O*-arylation of

differently substituted phenols with aryl iodides and bromides using Cs<sub>2</sub>CO<sub>3</sub> in DMAc at 140 °C under nitrogen atmosphere and achieved fair to excellent yields of diaryl ether products with good recyclability up to five runs. However, aryl chlorides showed very low reactivity under this reaction conditions. CuNP/CNF was also successfully employed for *N*-arylation of a small series of *N*-heterocycles with iodobenzene.<sup>43,44</sup>

Very recently, the group of Veisi developed a novel catalyst (MWCNTs-Met/CuCl) *via* a four-step procedure through carboxylation of multi-walled carbon nanotubes (MWCNTs) with a mixture of 1 : 3 (v/v) HNO<sub>3</sub> and H<sub>2</sub>SO<sub>4</sub> and subsequent acylation of resulted MWCNTs–COOH with SOCl<sub>2</sub> followed by functionalization with metformine and finally coordination of produced MWCNTs-Met with CuCl catalyst (Fig. 4). The catalyst, MWCNTs-Met/CuCl was found to be an efficient catalyst in the synthesis of diaryl ethers **37** through Ullmann-type C–O cross-coupling of phenol **35** with aryl halides **36** in the presence of K<sub>2</sub>CO<sub>3</sub> as a base in DMF (Scheme 11). The nanocatalyst was readily separated by centrifuge and washed with water and



Scheme 11 Cross-coupling reaction of phenol **35** with aryl halides **36** catalyzed by MWCNTs-Met/CuCl.




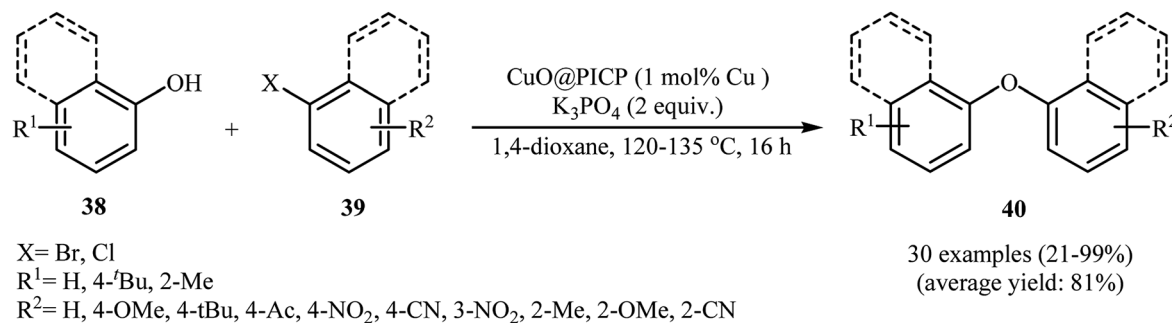


Fig. 5 SEM image of the PICP.

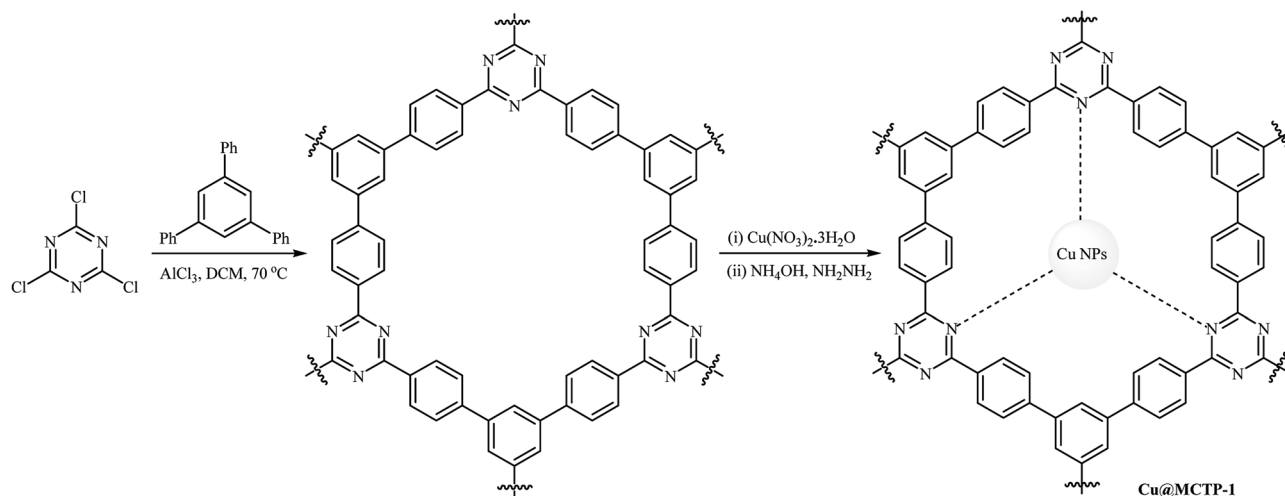
ethanol, dried, and then reused seven times without observable loss of its catalytic activity and yield.<sup>45</sup> It is noted that magnetically separable carbon nanotube-supported  $\text{Fe}_2\text{O}_3@\text{CuO}$  was also synthesized and successfully applied as an efficient catalyst in this coupling reaction.<sup>46</sup>

**2.5.2. Polymer supported CuNPs.** In 2011, Huang and his team disclosed a novel highly porous ionic copolymer (PICP) based on guanidinium ILs. This ionic polymer has a remarkably high surface area of over  $650 \text{ m}^2 \text{ g}^{-1}$  and a sponge-cake structure as shown from the SEM image (Fig. 5). The PICP material was prepared by the treatment of 1,1,3,3-tetramethylguanidine (TMG) with 4-vinylbenzyl chloride to form the IL monomer, and then copolymerization with divinylbenzene. The polymer was then used for immobilization of CuO nanoparticles (10–30 nm). The obtained catalyst was employed as an efficient catalyst for promoting Ullmann-type cross-coupling reaction between a wide range of phenols **38** and aryl halides **39** (aryl bromides and aryl chlorides) in the presence of  $\text{K}_3\text{PO}_4$  as a base in 1,4-dioxane (Scheme 12). This procedure furnished the desired diaryl ethers **40** in good to excellent yields. However, this protocol for etherification of electron-rich and sterically hindered *ortho*-substituted aryl chlorides was considerably less efficient.<sup>47</sup>

Recently, Puthiaraj and Ahn prepared a microporous covalent triazine polymer (MCTP-1) by the Friedel–Crafts reaction of readily available cyanuric chloride with tri-/dual site-reactive 1,3,5-triphenylbenzene and subsequently used as a solid support for immobilization of copper nanoparticles (Scheme 13). Cu nanoparticles supported on the MCTP-1 were applied as

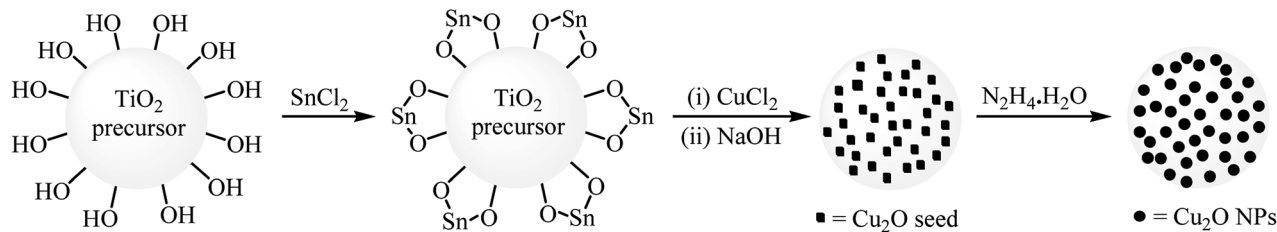
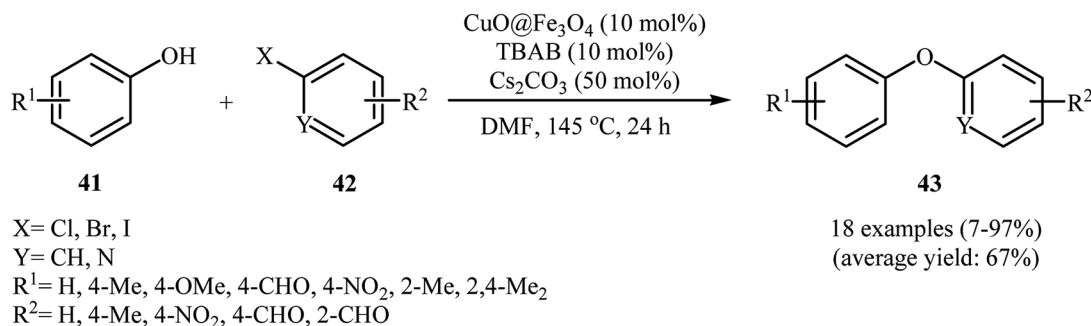


Scheme 12  $\text{CuO}@\text{PICP}$ -catalyzed *O*-arylation of phenols **38** with aryl halides **39**.



Scheme 13 Schematic diagram showing the formation of  $\text{Cu}@\text{MCTP-1}$ .



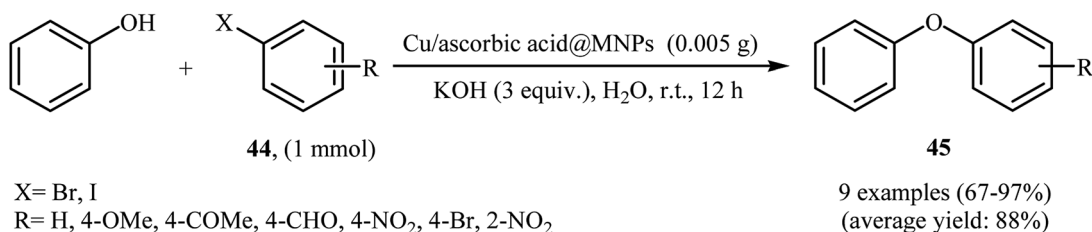
Scheme 14 Schematic diagram for loading CuNPs on the surface of TiO<sub>2</sub> precursor.Scheme 15 C–O cross-coupling of phenols **41** with aryl halides **42** catalyzed by CuO@Fe<sub>2</sub>O<sub>3</sub>.

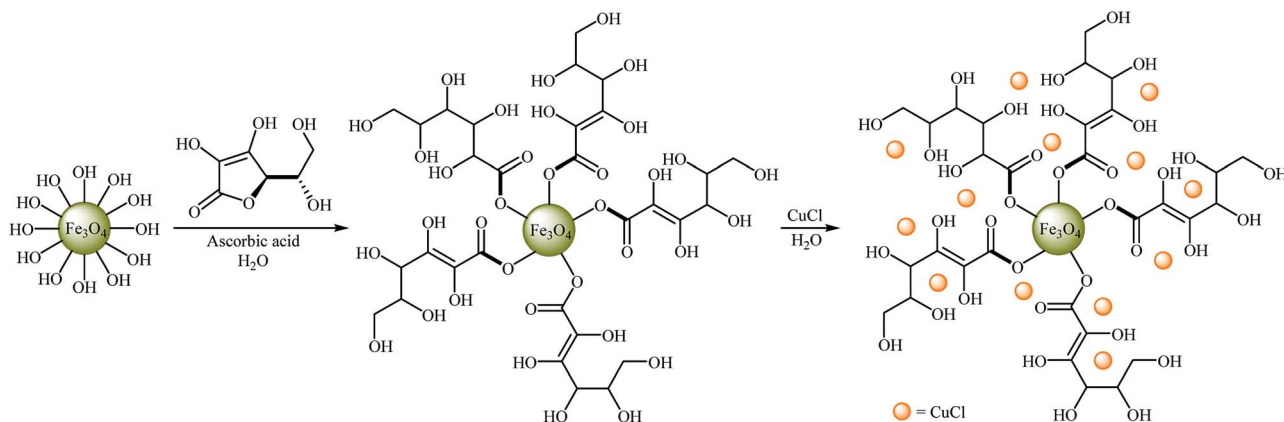
efficient catalysts for coupling reactions of a series of phenols with aryl bromides and chlorides under air; the corresponding diaryl ethers were produced in good to excellent yields. The recycling test established that the catalyst could be recovered and reused for five consecutive reaction runs. Notably, the ICP-OES analysis indicated the leaching of the active catalytic species was negligible.<sup>48</sup>

**2.5.3. Metal oxide supported CuNPs.** Recently, organic reactions catalyzed by metal oxide supported metal nanoparticles (metal/metal oxide NPs) has attracted a lot of attention. This supports can have a pronounced effect on the activity of the catalyst by affecting its morphology, that is, providing better particle dispersion and stability and, in some cases, improved electronic properties of the catalyst through the metal–support interaction effect.<sup>49</sup> In 2010, Niu, Jiang, and Song designed and prepared an air and heat stable composite catalysts with Cu<sub>2</sub>O nanoparticles on the surface of hydroxyl group rich TiO<sub>2</sub> precursor spheres using an *in situ* loading method (Scheme 14). The nanocomposite exhibited good catalytic activity for Ullmann-type C–O cross-coupling reaction of aryl

halides with phenol in the presence of KOH as a base in DMF. The catalyst also showed excellent reusability in this system with no decrease in performance after five consecutive runs.<sup>50</sup> Subsequently, supported Cu/TiO<sub>2</sub> (ref. 51) and CuO/γ-Al<sub>2</sub>O<sub>3</sub> (ref. 52) nanoparticles were also found to be very efficient catalysts for the synthesis of diaryl ethers through this coupling reaction.

In 2014, Zhang and co-workers explored the application of Fe<sub>3</sub>O<sub>4</sub>-encapsulated CuO nanoparticle (CuO@Fe<sub>3</sub>O<sub>4</sub>) with an average particle size of 15 nm in *O*-arylation of phenols **41** with aryl halides **42** in the presence of TBAB as a phase transfer catalysis and Cs<sub>2</sub>CO<sub>3</sub> as a base in DMF at 145 °C (Scheme 15). Moderate to excellent yields of coupling products **43** were achieved using aryl iodides or bromides. Whereas, poor yields were obtained using aryl chlorides as reagents. Just like previous works, electron-poor phenols did not work well in this coupling reactions. This spherical shape catalyst can be recycled by magnetic separation and can be reused three times with no remarkable loss in activity. Although the activity of the catalyst decreased notably after the 3rd cycle, the spherical shape remained almost unaltered. For comparative study, the authors

Scheme 16 Cu/ascorbic acid@MNPs-catalyzed *O*-arylation of phenol with aryl halides **44** in water.



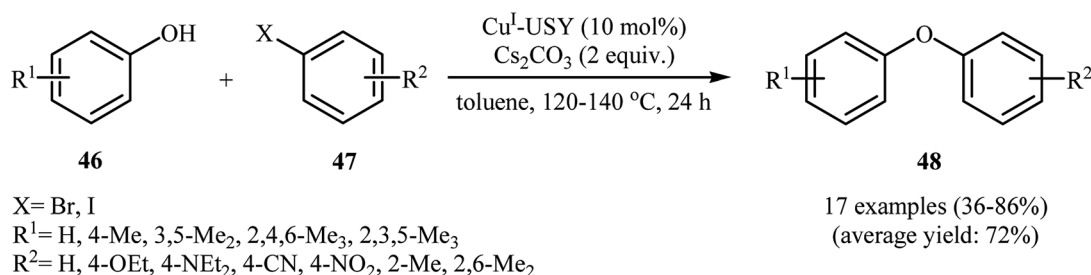
Scheme 17 Synthesis route for the preparation of Cu/ascorbic acid@MNPs.

studied this reaction using  $\text{Fe}_3\text{O}_4$ . However, when  $\text{Fe}_3\text{O}_4$  was used as catalyst, the reaction failed.<sup>53</sup> Shortly afterwards, magnetic ( $\gamma\text{-Fe}_2\text{O}_3$ )-supported copper nanoparticles have been used as a catalyst for the carbon-heteroatom coupling reactions by Sharma and co-workers. The catalyst has been tested in a series of coupling reactions, including the C–O coupling of phenols with aryl halides. With a low catalyst loading, various phenols and aryl iodides can be converted into the corresponding diaryl ethers in yields of 87–99%, but phenols bearing a methyl group in *ortho*- or *meta*- position of aromatic ring give low yields after long reaction times.<sup>54</sup>

Very recently, Hajipour, Check, and Khorsandi reported a mild, efficient, and green procedure for etherification of aryl halides with phenols employing Cu/ascorbic acid@MNPs as a novel magnetic catalyst. Thus, a variety of functionalized diaryl ethers **45** were synthesized in good to almost quantitative yields through the coupling of corresponding aryl halides **44** with phenol using the combination of Cu-ascorbic acid@MNPs/KOH as a catalytic system in the most environmentally benign solvent, water, at room temperature (Scheme 16). The protocol also successfully applied in the *N*-arylation of various amines and *N*-heterocycles with aryl halides. It has been shown that the catalyst can be reused over six reaction cycles with little but noticeable loss in catalytic activity (from 96% in the first run to 73% in the sixth run). Synthesis route for the preparation of Cu/ascorbic acid@MNPs is described in Scheme 17.<sup>55</sup>

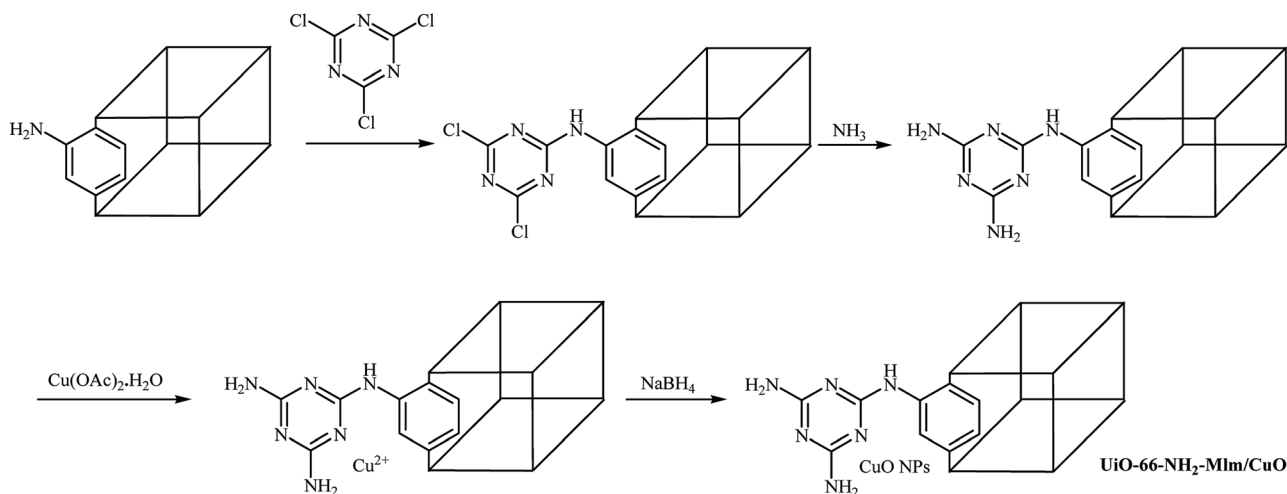
**2.5.4. Other supports.** Zeolite materials have recently attracted considerable attention as inexpensive and powerful supports for copper species, especially  $\text{Cu}^{\text{I}}$  species.<sup>56–59</sup> In 2015, Pale and Chassaing along with their co-workers demonstrated for the first time the usefulness of  $\text{Cu}^{\text{I}}$ -zeolites as highly active catalysts for the cross-coupling reactions of aryl halides with phenols. Among four investigated zeolites (*i.e.*, USY, MOR,  $\beta$ , and ZSM5), CuI-USY was found to be the best catalyst. The authors studied the effects of reaction variables such as catalyst loading, solvent and base. It was found that using 10 mol% of the catalyst in toluene resulted in the best yields. Among the various bases like  $\text{Na}_2\text{CO}_3$ , NaOH,  $\text{Et}_3\text{N}$ ,  $\text{Cs}_2\text{CO}_3$ ,  $\text{K}_2\text{CO}_3$ , KOH,  $\text{K}_3\text{PO}_4$ ;  $\text{Cs}_2\text{CO}_3$  was the most efficient for this reaction. Various phenol **46** and alkyl halide **47** substrates reacted well under the reaction conditions to produce the corresponding diaryl ethers **48** (Scheme 18).<sup>60</sup>

Recently, Sadeghi and co-workers introduced a novel catalyst (UiO-66- $\text{NH}_2$ -Mlm/CuO) for *O*-arylation of phenols with aryl halides. The catalyst was prepared by functionalization of as-prepared UiO-66- $\text{NH}_2$  with cyanuric chloride and subsequent reaction with ammonia followed by incorporation of Cu through reaction with copper(II) acetate monohydrate and finally reduction of  $\text{Cu}^{2+}$  by  $\text{NaBH}_4$  to Cu(0) (Scheme 19). Various diaryl ethers were successfully synthesized employing this heterogeneous catalyst. When compared with other aryl halides, aryl iodides were found to be the best halide for this *O*-arylation reaction. Good to excellent yields of coupling products

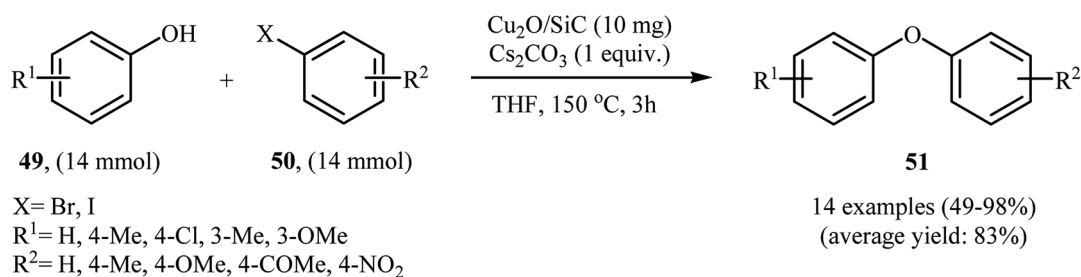


Scheme 18 Pale-Chassaing's synthesis of functionalized diaryl ethers **48**.





Scheme 19 Schematic diagram showing the formation of UiO-66-NH<sub>2</sub>-MIm/CuO.



Scheme 20 Cu<sub>2</sub>O/SiC-catalyzed C–O cross-coupling of phenols **49** with aryl iodides and bromides **50**.

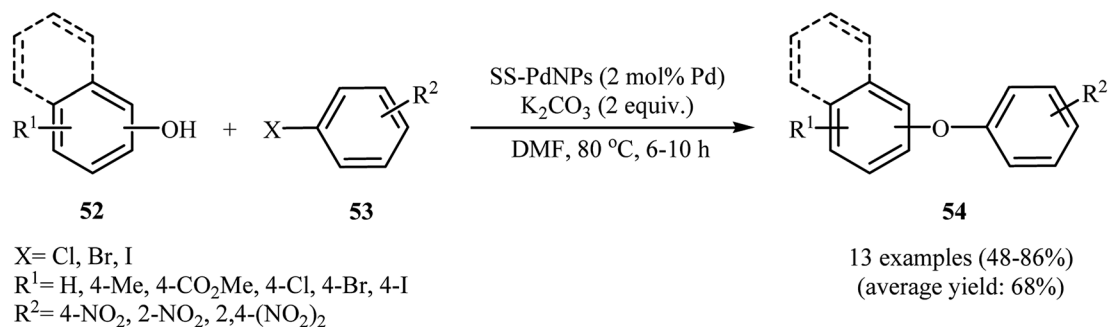
were obtained in the presence of aryl iodides (92–95%) and bromides (65–93%). The yields of the final products were significantly decreased when aryl chlorides were used as aryl halide (30–87%). It is noted that this catalyst can be easily separated from the final reaction mixture by centrifugation, and then be reused five times without significant losses in the catalytic activity.<sup>61</sup>

In another synthetic methodology, a variety of functionalized diaryl ethers **51** have been synthesized by Wang's research team in 2017 in moderate to very excellent yields through the C–O

cross-coupling reactions of phenols **49** with aryl iodides and bromides **50** using SiC-supported copper nanoparticle as a recyclable and efficient heterogeneous catalyst and Cs<sub>2</sub>CO<sub>3</sub> as base in THF under argon atmosphere (Scheme 20). However, the reaction did not work with aryl chlorides.<sup>62</sup>

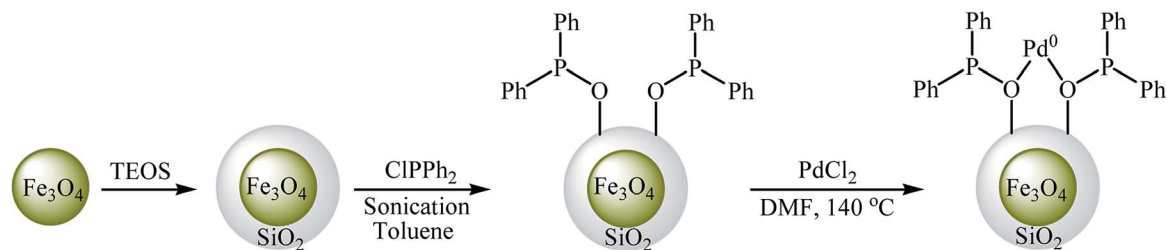
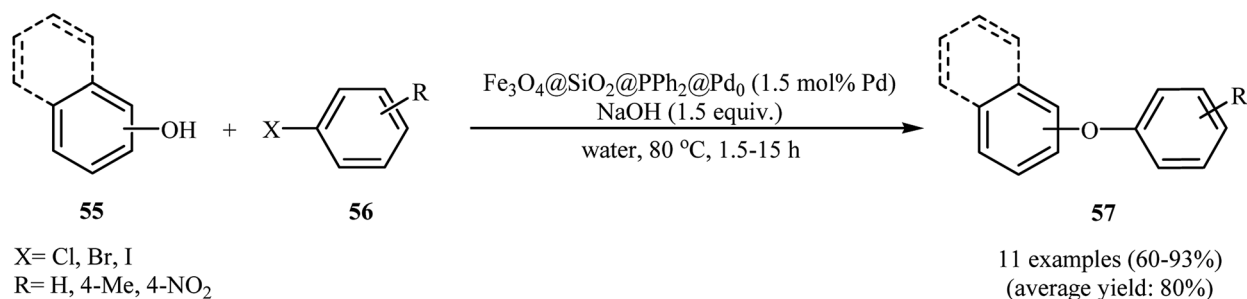
### 3. Palladium Nanocatalysts

In 2012, Bandna<sup>63</sup> and co-workers reported an efficient C–O cross-coupling of phenols **52** with nitro-substituted aryl halides **53** using solid supported Pd(0) nanoparticles (SS)-Pd as catalyst



Scheme 21 SS-PdNPs-catalyzed cross-coupling of phenols **52** with nitro-substituted aryl halides **53**.



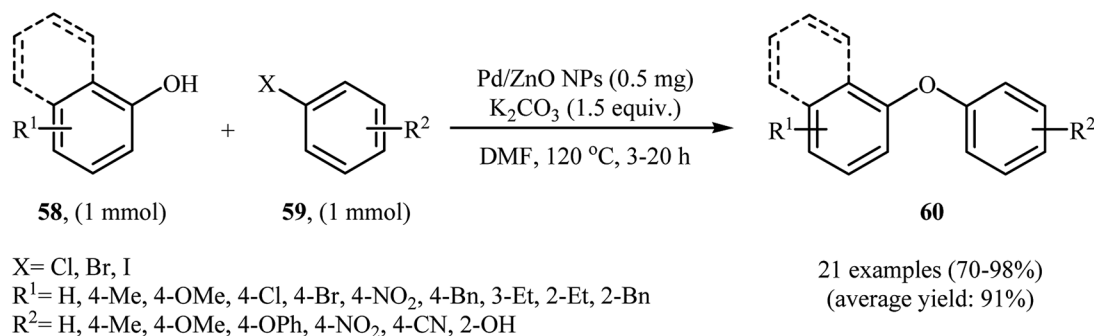
Scheme 22 Zolfigol–Luque's synthesis of  $\text{Fe}_3\text{O}_4@\text{SiO}_2@\text{PPh}_2@\text{Pd}^0$ .Scheme 23  $\text{Fe}_3\text{O}_4@\text{SiO}_2@\text{PPh}_2@\text{Pd}^0$  catalyzed *O*-arylation of phenols **55** with aryl halides **56** in water.

under relatively mild basic conditions. These *O*-arylation reactions were successfully carried out using readily available  $\text{K}_2\text{CO}_3$  as a base in DMF and generally provided corresponding diaryl ethers **54** in moderate to high yields (Scheme 21). The catalytic system was also found to be very effective for the cross-coupling of nitro-substituted aryl halides with sulfur and nitrogen nucleophiles. Moreover, the catalyst can be reused at least seven times without a significant loss in its activity.<sup>63</sup> Following this work, Joshi *et al.* have reported high catalytic activity of the graphene oxide grafted with  $\text{Pd}_{17}\text{Se}_{15}$  nanoparticles ( $\text{GO-Pd}_{17}\text{Se}_{15}$ ) in C–O cross-coupling between phenol and (het)aryl chlorides/bromides at room temperature. In this methodology, a series of solvents and bases were used by the authors for a comparative study. The best result was obtained when DMF and  $\text{K}_2\text{CO}_3$  were used as a solvent and a base, respectively.<sup>64</sup>

Iranpoor, Firouzabadi, and Rostami designed novel supported Pd nanoparticles based on the synthesis of silica

diphenylphosphinite (SDPP), through direct phosphorylation of silica gel with chlorodiphenylphosphine ( $\text{ClPPh}_2$ ) using solvent-free conditions and subsequent reaction with  $\text{PdCl}_2$  in an aqueous solution of  $n\text{Bu}_4\text{NOH}$  to afford nano  $\text{Pd}(0)/\text{SDPP}$ . The supported PdNPs was used as an efficient catalyst for the synthesis of a wide range of diaryl ethers through C–O arylation of different aryl iodides, bromides and chloride with corresponding phenols under basic conditions at 70 °C. Interestingly, this coupling reaction can be performed either in the presence of the pre-prepared  $\text{Pd}(0)/\text{SDPP}$  or using the *in situ* generated catalyst.<sup>65</sup>

In an initiative research, the group of Zolfigol–Luque designed and synthesized a novel highly stable and active magnetically separable Pd nanocatalyst ( $\text{Fe}_3\text{O}_4@\text{SiO}_2@\text{PPh}_2@\text{Pd}^0$ ). The synthetic approach included preparation of silica-coated magnetite particles ( $\text{Fe}_3\text{O}_4@\text{SiO}_2$ ) through reaction of  $\text{Fe}_3\text{O}_4$  with tetraethyl orthosilicate (TEOS) in aqueous solution

Scheme 24 Pd/ZnO NPs-catalyzed synthesis of diaryl ethers **60** reported by Sarvari and Razmi.

of ammonia and subsequent phosphorylation of hydroxyl groups on the surface of the support ( $\text{SiO}_2$ ) with  $\text{ClPPH}_2$  followed by incorporation of Pd through reaction with  $\text{PdCl}_2$  (Scheme 22). The  $\text{Fe}_3\text{O}_4@\text{SiO}_2@\text{PPH}_2@\text{Pd}^0$  was employed as an efficient catalyst for C–O coupling of phenols **55** with aryl halides **56** in water. Various aryl iodides, aryl bromides as well as aryl chlorides were effectively used to synthesize functionalized diaryl ethers **57** in good to excellent yields (Scheme 23). These nanocomposites were also successfully utilized in Sonogashira reaction of aryl halides with phenylacetylene. Moreover, the catalyst could be readily separated from the reaction medium by using a simple external magnet and reused six times with no significant loss in activity.<sup>66</sup> In 2013, the group of Nagarkar reported that palladium supported on zinc ferrite ( $\text{Pd-ZnFe}_2\text{O}_4$ ) is a highly efficient superparamagnetic solid catalyst not only for C–O cross-coupling reactions of phenols with aryl halides but also for various C–C cross-coupling reactions including Sonogashira, Suzuki, and Heck–Matsuda reactions. Cyanation of aryl halides was also successfully done using  $\text{K}_4[\text{Fe}(\text{CN})_6]$  as the cyanide source over this catalyst.<sup>67,68</sup>

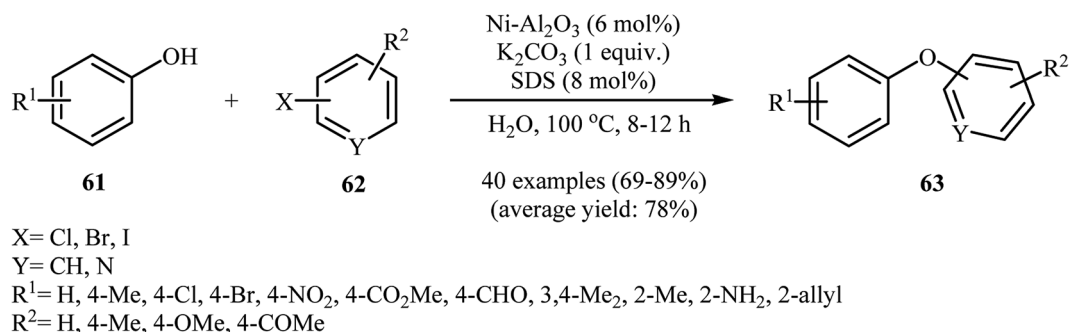
Following these works, the use of AT-nano-CP-Pd<sup>0</sup> (Pd NPs supported on activated natural nanozeolite clinoptilolite) catalyst for the O-arylation of phenols with aryl halides was reported by Baghbanian *et al.* Under optimized reaction conditions [AT-nano-CP-Pd<sup>0</sup> (0.06 mol% Pd),  $\text{K}_2\text{CO}_3$  (1.5 equiv.), water] several diaryl ethers were obtained in good to almost quantitative yields at 60 °C independently of the nature of the aryl iodide employed. Nevertheless, the reaction became sluggish when

aryl bromides and chlorides were employed, being necessary longer reaction times.<sup>69</sup>

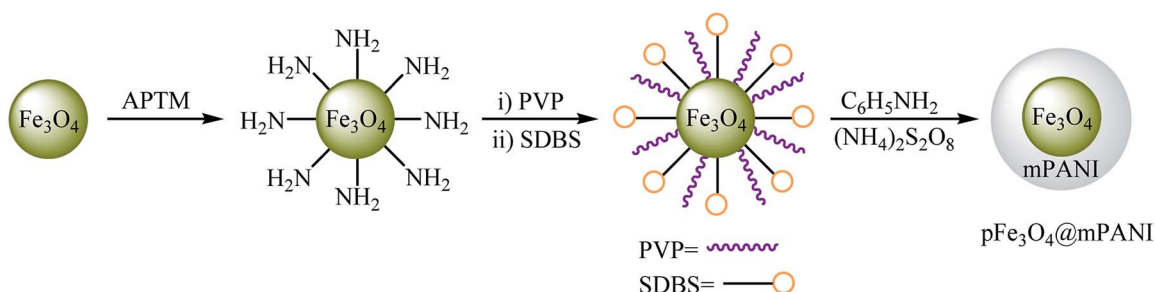
Recently, Sarvari and Razmi reported the preparation of nanosized Pd/ZnO (with a Pd loading of 9.84 wt%) catalyst by coprecipitation (CP) method. The catalyst has been fully characterized by various techniques, including XRD, TEM, SEM, FT-IR, XPS, TGA, ICP, and AAS, and its activity in the C–O cross-coupling of phenols **58** with a wide range of aryl halides **59** has been tested by employing  $\text{K}_2\text{CO}_3/\text{DMF}$  as the base/solvent at 120 °C under air and the corresponding diaryl ethers **60** were obtained in good to very excellent yields (Scheme 24). It has been shown that after recycling over five successive runs, without a significant decrease in the coupling of phenol with 1-(4-bromophenyl)ethanone, the catalyst shows 0.02% leaching.<sup>70</sup>

## 4. Nickel nanocatalysts

In 2014, Ghatak and co-workers reported the applicability of alumina-supported nickel nanoparticles ( $\text{Ni-Al}_2\text{O}_3$ ) as an efficient catalysts for the coupling of phenols with aryl halides. This etherification reaction afforded the optimum yield in aqueous solution of potassium carbonate, while the addition of 8 mol% of SDS as a surfactant to the reaction mixture gave excellent results. Various phenols **61** and (het)aryl halides **62** were used to establish the general applicability of the method. The results showed that all the three kinds of aryl halides were applicable to this reaction (Scheme 25). A variety of sensitive functional groups are compatible with the reaction conditions, including nitro, amino, chloro, bromo, formyl, allyl, ketone, and ester

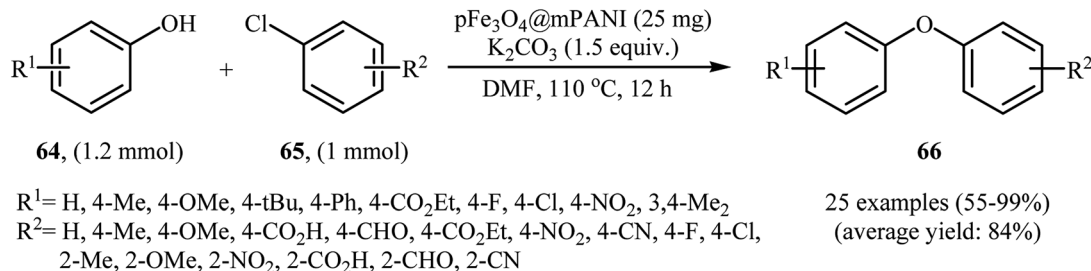
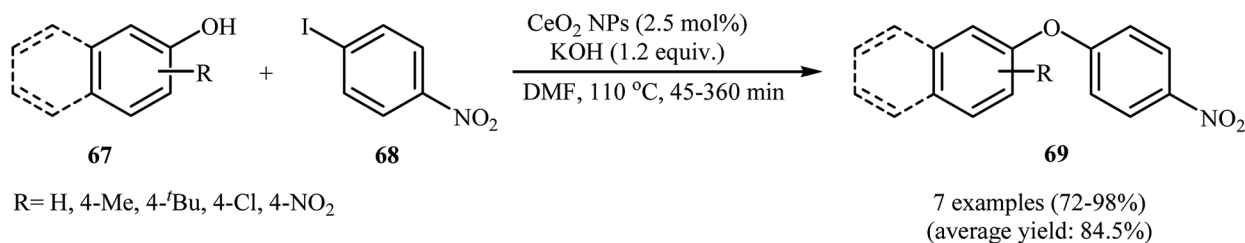


Scheme 25 Cross-coupling reaction of phenols **61** and (het)aryl halides **62** catalyzed by Ni nanoparticles in water.



Scheme 26 Schematic diagram showing the formation of  $\text{pFe}_3\text{O}_4\text{@mPANI}$ .



Scheme 27 pFe<sub>3</sub>O<sub>4</sub>@mPANI-catalyzed O-arylation of phenols **64** with aryl chlorides **65**.Scheme 28 Nano-CeO<sub>2</sub> catalyzed C–O cross coupling of phenols **67** with 4-nitroiodobenzene **68**.

functionalities. This made possible the further derivatization of the diaryl ether products. A special feature of this procedure is the simple removal of the catalyst by filtration after completion of the reaction. The separated catalyst could be reused seven times with almost no loss of activity.<sup>71</sup> Nickel ferrite nanoparticles (NiFe<sub>2</sub>O<sub>4</sub> NPs)<sup>72</sup> and cobalt ferrite nanoparticles (CoFe<sub>2</sub>O<sub>4</sub> NPs)<sup>73</sup> were also excellent catalysts for this transformation.

## 5. Iron nanocatalysts

In 2011, the catalytic activity of magnetic Fe<sub>3</sub>O<sub>4</sub>@mesoporous polyaniline core-shell nanocomposite (pFe<sub>3</sub>O<sub>4</sub>@mPANI) in the O-arylation of phenols **64** with less reactive aryl chlorides **65** was studied by Arundhati *et al.* The nanocomposite was synthesized through the encapsulation of as-prepared porous magnetite Fe<sub>3</sub>O<sub>4</sub> nanoparticles with the mesoporous polyaniline shell by *in situ* surface polymerization of aniline with the use of ammonium persulfate [(NH<sub>4</sub>)<sub>2</sub>S<sub>2</sub>O<sub>8</sub>] in the presence of polyvinylpyrrolidone (PVP) as a linker and sodium dodecylbenzenesulfonate (SDBS) as the structure-directing agent (Scheme 26). The coupling reactions were carried out in DMF as the solvent at 110 °C and in the presence of K<sub>2</sub>CO<sub>3</sub> as the base. The expected diaryl ethers **66** were obtained in good to very excellent yields (Scheme 27). This catalytic system has also been successfully used in the cross-coupling of benzylic and aliphatic alcohols with aryl chlorides under the same conditions. The catalyst was recovered by easy decantation of the reaction mixture in the presence of an external magnet and reused at least five times without a loss in its activity.<sup>74</sup>

Later, nano-sized unsupported Fe<sub>3</sub>O<sub>4</sub> was found to be an efficient catalyst for the etherification of aryl halides with

phenols under solvent-free conditions at 130 °C. Yields were fair to excellent (43–98% for 5 examples).<sup>75</sup>

## 6. Cerium nanocatalysts

In 2011, Agawane and Nagarkar reported for the first time the usefulness of magnetically separable nano cerium oxide for the C–O cross-coupling reactions of phenols and aryl halides. Thus, in the presence of 2.5 mol% of CeO<sub>2</sub> nanoparticles as a recyclable catalyst and 1.2 equiv. of KOH as a base in DMSO under air atmosphere, O-arylation reactions of phenols **67** with 4-nitroiodobenzene **68** furnished the corresponding diaryl ethers **69** in good to excellent yields (Scheme 28), whereas other catalytic systems such ZnO, Al<sub>2</sub>O<sub>3</sub>, TiO<sub>2</sub>, MnO<sub>2</sub>, La<sub>2</sub>O<sub>3</sub>, and bulk CeO<sub>2</sub> give incomparable results under the same reaction conditions. It is noted that this catalytic system was also able to promote the coupling of 4-nitroiodobenzene with various aromatic and aliphatic amines.<sup>76</sup> Similarly, ceria supported gold nanoparticles (Au–CeO<sub>2</sub> NPs) furnished the formation of C–O bonds in a reaction involving phenols and electron-poor aryl chlorides. The corresponding coupling products were obtained in fair to almost quantitative yields (41–99%).<sup>77</sup>

## 7. Conclusion

Diaryl ether moiety play important role in medicinal and agrochemical chemistry, being present in a wide range of natural products and biologically active compounds. Several commercially available drugs, including levothyroxine, vancomycin, and teicoplanin, are derived from this structural motif. Consequently, numerous efforts have been undertaken toward efficient and convenient strategies for the synthesis of this skeleton. One of the most common processes for the synthesis of diaryl ether involves the Ullmann cross-coupling reaction of





Table 1 Comparison of results of coupling reactions of aryl halides with phenols using metal nanoparticles

Entry	Catalyst	Conditions	X= I/Br/Cl	Number of examples	Yield (%)		Ref.
					Range	Average	
1	CuNPs	MeCN, Cs <sub>2</sub> O <sub>3</sub> , 50–60 °C, 4 h	+/-	10	68–95	86	24
2	CuNPs	DMF, Cs <sub>2</sub> CO <sub>3</sub> , 110 °C, 24 h	+/-	11	60–85	75	26
3	CuONPs	DMSO, Cs <sub>2</sub> CO <sub>3</sub> , 110 °C, 18–20 h	+/+	18	17–94	70	27
4	CuONPs	DMSO, KOH, 110–120 °C, 14–30 h	+/-	28	5–98	61	28
5	CuONPs	DMAc, KOH, r.t., 16–28 h	+/+	21	54–92	74	29
6	CuONPs	DMF, KF.CP, 120 °C, 18–30 h	+/-	17	42–87	72	30
7	Cu <sub>2</sub> ONPs	THF, Cs <sub>2</sub> CO <sub>3</sub> , 150 °C, 3 h	+/+	11	29–100	74	31
8	CuINPs	DMF, K <sub>2</sub> CO <sub>3</sub> , 110 °C, 2–7 h	+/+	5	91–98	97	33
9	CuFe <sub>2</sub> O <sub>4</sub> NPs	DMF, Cs <sub>2</sub> CO <sub>3</sub> , 135 °C, 0.5–24 h	+/-	17	14–99	70	34
10	CuFe <sub>2</sub> O <sub>4</sub> NPs	NMP, ligand, Cs <sub>2</sub> CO <sub>3</sub> , 135 °C, 24 h	+/+	24	63–99	84.5	35
11	CuNPs–G	DMSO, Cs <sub>2</sub> CO <sub>3</sub> , Bu <sub>4</sub> NBr, 100 °C, 12 h	+/+	24	35–98	80	39
12	Cu <sub>2</sub> ONPs–G	THF, Cs <sub>2</sub> CO <sub>3</sub> , 150 °C, 3 h	+/-	14	20–99	79	40
13	CuNPs–G	MeCN, Cs <sub>2</sub> CO <sub>3</sub> , 80 °C, 3–15	+/-	32	72–96	88	41
14	CuNPs/RGO/Fe <sub>3</sub> O <sub>4</sub> NPs	DMSO, Cs <sub>2</sub> CO <sub>3</sub> , 120 °C, 12 h	+/+	19	56–98	85	42
15	MWCNTs/Met/CuClNPs	DMF, K <sub>2</sub> CO <sub>3</sub> , 80 °C, 8–20 h	+/-	10	55–96	84	46
16	CuO@PICP	1,4-Dioxane, K <sub>3</sub> PO <sub>4</sub> , 120–135 °C, 16 h	+/+	30	21–99	81	47
17	Cu@MCTP-1	DMF, Cs <sub>2</sub> CO <sub>3</sub> , 130 °C, 24 h	+/-	29	71–96	87	48
18	TiO <sub>2</sub> –Cu <sub>2</sub> ONPs	DMF, KOH, 150 °C, 6 h	+/-	2	56–90	73	50
19	CuO@Fe <sub>3</sub> O <sub>4</sub>	DMF, TBAB, Cs <sub>2</sub> CO <sub>3</sub> , 145 °C, 24 h	+/+	18	7–97	67	51
20	Cu@Fe <sub>2</sub> O <sub>3</sub>	DMF, Cs <sub>2</sub> CO <sub>3</sub> , 130 °C, 24 h	+/-	12	13–99	83.5	54
21	Cu/ascorbic acid@MNPs	H <sub>2</sub> O, KOH, r.t., 12 h	+/-	9	67–97	88	55
22	Cu <sup>I</sup> -USY	Toluene, Cs <sub>2</sub> CO <sub>3</sub> , 120–140 °C, 24 h	+/-	17	36–86	72	60
23	UiO-66-NH <sub>2</sub> -MIm/CuONPs	DMSO, KOH, 110 °C, 18–24 h	+/+	9	30–95	74	61
24	SiC@Cu <sub>2</sub> O	THF, Cs <sub>2</sub> CO <sub>3</sub> , 150 °C, 3 h	+/-	14	49–98	83	62
25	SS-PdNPs	DMF, K <sub>2</sub> CO <sub>3</sub> , 80 °C, 6–10 h	+/+	13	48–86	68	63
26	Pd <sub>17</sub> Se <sub>15</sub> -GO	DMSO, K <sub>2</sub> CO <sub>3</sub> , r.t., 1–3 h	+/+	22	59–94	80	64
27	PdCl <sub>2</sub> @SDPP	Bu <sub>4</sub> NOH aq, NaOH, 70 °C, 1.5–10 h	+/+	14	70–99	88	65
28	Fe <sub>3</sub> O <sub>4</sub> @SiO <sub>2</sub> @PPh <sub>2</sub> @PdO	H <sub>2</sub> O, NaOH, 80 °C, 1.5–15 h	+/+	11	60–93	80	66
29	Pd@ZnFe <sub>2</sub> O <sub>4</sub>	DMSO, K <sub>3</sub> PO <sub>4</sub> , 110 °C, 3.5–5 h	+/+	11	81–92	87	67
30	AT-CP PdNPs	H <sub>2</sub> O, K <sub>2</sub> CO <sub>3</sub> , 60 °C, 1–14 h	+/+	17	60–98	84.5	69
31	Pd/ZnONPs	DMF, K <sub>2</sub> CO <sub>3</sub> , 120 °C, 3–20 h	+/+	21	70–98	91	70
32	Ni–Al <sub>2</sub> O <sub>3</sub>	H <sub>2</sub> O, SDS, K <sub>2</sub> CO <sub>3</sub> , 100 °C, 8–12	+/+	40	69–89	78	71
33	NiFe <sub>2</sub> O <sub>4</sub> NPs	Dioxane, Cs <sub>2</sub> CO <sub>3</sub> , reflux, 10 h	+/+	5	88–95	90	72
34	CoFe <sub>2</sub> O <sub>4</sub> NPs	DMF, K <sub>2</sub> CO <sub>3</sub> , 80 °C, 1–7.5 h	+/+	25	81–96	88	73
35	pFe <sub>3</sub> O <sub>4</sub> @mPAMI	DMF, K <sub>2</sub> CO <sub>3</sub> , 110 °C, 12 h	-/-	25	55–99	84	74
36	Fe <sub>3</sub> O <sub>4</sub> NPs	Solvent-free, K <sub>2</sub> CO <sub>3</sub> , 130 °C, 48 h	+/+	5	43–98	68	75
37	CeO <sub>2</sub> NPs	DMF, KOH, 110 °C, 45–360 min	+/-	7	72–98	84.5	76
38	Au–CeO <sub>2</sub> NPs	DMSO, KOH, 110 °C, 2–24 h	-/+	16	3–99	65	77

phenols with aryl halides. However, the utility of classical Ullmann coupling has been invariably limited by its harsh reaction conditions, the stoichiometric use of copper reagents and the use of expensive ligands. A great deal of effort has been devoted to developing more convenient methods of Ullmann-type C–O cross-coupling reaction, mainly focusing on catalysts. As illustrated, the use of nanosized metal catalysts in Ullmann-type O-arylation allows for rapid transformations under relatively mild and ligand-free conditions, with the benefits of excellent yield of products (Table 1) with the ease of catalyst separation and recovery. Even with these recent improvements, there is still a need for the discovery of new catalytic systems, which can allow the coupling under milder conditions. We hope that this review will stimulate further thinking and growth in the topic.

## Conflicts of interest

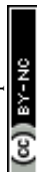
There are no conflicts to declare.

## References

- R. Negro, G. Formoso, T. Mangieri, A. Pezzarossa, D. Dazzi and H. Hassan, *J. Clin. Endocrinol. Metab.*, 2006, **91**, 2587–2591.
- R. Nagarajan, *Antimicrob. Agents Chemother.*, 1991, **35**, 605–609.
- P. E. Reynolds, *Eur. J. Clin. Microbiol. Infect. Dis.*, 1989, **8**, 943–950.
- S. Ghosh, A. S. Kumar, G. Mehta, R. Soundararajan and S. Sen, *ARKIVOC*, 2009, **7**, 72–78.
- Y. S. Kosenkova, M. Polovinka, N. Komarova, D. Korchagina, N. Y. Kurochkina, V. Cheremushkina and N. Salakhutdinov, *Chem. Nat. Compd.*, 2007, **43**, 712–713.
- H. Deng, J.-K. Jung, T. Liu, K. W. Kuntz, M. L. Snapper and A. H. Hoveyda, *J. Am. Chem. Soc.*, 2003, **125**, 9032–9034.
- (a) G. R. Pettit, S. B. Singh, M. R. Boyd, E. Hamel, R. K. Pettit, J. M. Schmidt and F. Hogan, *J. Med. Chem.*, 1995, **38**, 1666–



- 1672; (b) G. R. Pettit, M. R. Rhodes, D. L. Herald, E. Hamel, J. M. Schmidt and R. K. Pettit, *J. Med. Chem.*, 2005, **48**, 4087–4099.
- 8 C. Tomlin, A World Compendium, *The Pesticide Manual. Incorporating the Agrochemicals Handbook*, Crop Protection Publications, Bungay, Suffolk, UK, 10th edn, 1994.
- 9 (a) P. M. Hergenrother, *Angew. Chem., Int. Ed.*, 1990, **29**, 1262–1268; (b) M. Strukelj, F. Papadimitrakopoulos, T. M. Miller and L. J. Rothberg, *Science*, 1995, **267**, 1969–1972.
- 10 X.-L. Jiang, H.-L. Zhang and J. Wu, *Heterocycles*, 2006, **68**, 2153–2160.
- 11 (a) A. Fihri, M. Bouhrara, B. Nekoueishahraki, J.-M. Basset and V. Polshettiwar, *Chem. Soc. Rev.*, 2011, **40**, 5181–5203; (b) F.-S. Han, *Chem. Soc. Rev.*, 2013, **42**, 5270–5298; (c) C. Valente, S. Çalimsiz, K. H. Hoi, D. Mallik, M. Sayah and M. G. Organ, *Angew. Chem., Int. Ed.*, 2012, **51**, 3314–3332.
- 12 (a) I. P. Beletskaya and V. P. Ananikov, *Chem. Rev.*, 2011, **111**, 1596–1636; (b) F. M. Tappe, V. T. Trepohl and M. Oestreich, *Synthesis*, 2010, 3037–3062; (c) M. Abdoli, Z. Mirjafary, H. Saeidian and A. Kakanejadifard, *RSC Adv.*, 2015, **5**, 44371–44389.
- 13 M. Mondal, S. K. Bharadwaj and U. Bora, *New J. Chem.*, 2015, **39**, 31–37.
- 14 D. Kikelj, *Synthesis*, 2006, 2271–2285.
- 15 S. A. Mulla, S. M. Inamdar, M. Y. Pathan and S. S. Chavan, *RSC Adv.*, 2012, **2**, 12818–12823.
- 16 F. Monnier and M. Taillefer, *Angew. Chem., Int. Ed.*, 2009, **48**, 6954–6971.
- 17 (a) F. Ullmann, *Eur. J. Inorg. Chem.*, 1904, **37**, 853–854; (b) C. Sambigiagio, S. P. Marsden, A. J. Blacker and P. C. McGowan, *Chem. Soc. Rev.*, 2014, **43**, 3525–3550; (c) D. Ma and Q. Cai, *Org. Lett.*, 2003, **5**, 3799–3802; (d) Y.-J. Chen and H.-H. Chen, *Org. Lett.*, 2006, **8**, 5609–5612.
- 18 E. Sperotto, G. P. van Klink, G. van Koten and J. G. de Vries, *Dalton Trans.*, 2010, **39**, 10338–10351.
- 19 (a) J. W. Tye, Z. Weng, R. Giri and J. F. Hartwig, *Angew. Chem., Int. Ed. Engl.*, 2010, **49**, 2185–2189; (b) S. Sung, D. C. Braddock, A. Armstrong, C. Brennan, D. Sale, A. J. White and R. P. Davies, *Chem.–Eur. J.*, 2015, **21**, 7179–7192.
- 20 (a) F. Zaera, *ChemSusChem*, 2013, **6**, 1797–1820; (b) B. Karimi, F. Mansouri and H. M. Mirzaei, *ChemCatChem*, 2015, **7**, 1736–1789; (c) T. Cheng, D. Zhang, H. Li and G. Liu, *Green Chem.*, 2014, **16**, 3401–3427; (d) M.-A. Neouze, *J. Mater. Sci.*, 2013, **48**, 7321–7349.
- 21 (a) E. Vessally, M. Babazadeh, A. Hosseini, S. Arshadi and L. Edjlali, *J. CO<sub>2</sub> Util.*, 2017, **21**, 491–502; (b) K. Didehban, E. Vessally, A. Hosseini, L. Edjlali and E. S. Khosroshahi, *RSC Adv.*, 2018, **8**, 291–301; (c) E. Vessally, K. Didehban, R. Mohammadi, A. Hosseini and M. Babazadeh, *J. Sulfur Chem.*, 2018, DOI: 10.1080/17415993.2018.1436711; (d) E. Vessally, R. Mohammadi, A. Hosseini, K. Didehban and L. Edjlali, *J. Sulfur Chem.*, 2018, DOI: 10.1080/17415993.2018.1436712; (e) E. Vessally, A. Hosseini, L. Edjlali, E. Ghorbani-Kalhor and R. Hosseinzadeh-Khanmiri, *J. Iran. Chem. Soc.*, 2017, **14**, 2339–2353; (f) E. Vessally, K. Didehban, M. Babazadeh, A. Hosseini and L. Edjlali, *J. CO<sub>2</sub> Util.*, 2017, **21**, 480–490; (g) M. Babazadeh, S. Soleimani-Amiri, E. Vessally, A. Hosseini and L. Edjlali, *RSC Adv.*, 2017, **7**, 43716–43736; (h) S. Farshbaf, L. Zare Fekri, M. Nikpassand, R. Mohammadi and E. Vessally, *J. CO<sub>2</sub> Util.*, 2018, **25**, 194–204; (i) E. Vessally, R. Mohammadi, A. Hosseini, L. Edjlali and M. Babazadeh, *J. CO<sub>2</sub> Util.*, 2018, **24**, 361–368; (j) K. Didehban, E. Vessally, M. Salary, L. Edjlali and M. Babazadeh, *J. CO<sub>2</sub> Util.*, 2018, **23**, 42–50; (k) E. Vessally, A. Hosseini, L. Edjlali, M. Babazadeh and R. Hosseinzadeh-Khanmiri, *Iran. J. Chem. Chem. Eng.*, 2017, **36**, 1–13.
- 22 M. B. Gawande, A. Goswami, F.-X. Felpin, T. Asefa, X. Huang, R. Silva, X. Zou, R. Zboril and R. S. Varma, *Chem. Rev.*, 2016, **116**, 3722–3811.
- 23 (a) R. S. Schwab, D. Singh, E. E. Alberto, P. Piquini, O. E. Rodrigues and A. L. Braga, *Catal. Sci. Technol.*, 2011, **1**, 569–573; (b) H. Saeidian, M. Abdoli and R. Salimi, *C. R. Chim.*, 2013, **16**, 1063–1070; (c) M. Nasrollahzadeh, S. M. Sajadi, A. Rostami-Vartooni and M. Khalaj, *J. Colloid Interface Sci.*, 2015, **453**, 237–243; (d) H. Xu, X. F. Liu, C. S. Cao, B. Zhao, P. Cheng and L. N. He, *Adv. Sci.*, 2016, **3**, 1600048–1600054; (e) S. Roy, T. Chatterjee and S. M. Islam, *Tetrahedron Lett.*, 2015, **56**, 779–783.
- 24 M. Kidwai, N. K. Mishra, V. Bansal, A. Kumar and S. Mozumdar, *Tetrahedron Lett.*, 2007, **48**, 8883–8887.
- 25 (a) V. Engels, F. Benaskar, N. Patil, E. V. Rebrov, V. Hessel, L. A. Hulshof, D. A. Jefferson, J. A. Vekemans, S. Karwal and J. C. Schouten, *Org. Process Res. Dev.*, 2010, **14**, 644–649; (b) F. Benaskar, V. Engels, N. Patil, E. V. Rebrov, J. Meuldijk, V. Hessel, L. A. Hulshof, D. A. Jefferson, J. C. Schouten and A. E. H. Wheatley, *Tetrahedron Lett.*, 2010, **51**, 248–251.
- 26 Y. Isomura, T. Narushima, H. Kawasaki, T. Yonezawa and Y. Obora, *Chem. Commun.*, 2012, **48**, 3784–3786.
- 27 J. Zhang, Z. Zhang, Y. Wang, X. Zheng and Z. Wang, *Eur. J. Org. Chem.*, 2008, 5112–5116.
- 28 S. Jammii, S. Sakthivel, L. Rout, T. Mukherjee, S. Mandal, R. Mitra, P. Saha and T. Punniyamurthy, *J. Org. Chem.*, 2009, **74**, 1971–1976.
- 29 S. G. Babu and R. Karvembu, *Tetrahedron Lett.*, 2013, **54**, 1677–1680.
- 30 M. A. Khalilzadeh, H. Keipour, A. Hosseini and D. Zareyee, *New J. Chem.*, 2014, **38**, 42–45.
- 31 J. Y. Kim, J. C. Park, A. Kim, A. Y. Kim, H. J. Lee, H. Song and K. H. Park, *Eur. J. Inorg. Chem.*, 2009, 4219–4223.
- 32 Y.-P. Zhang, Y.-C. Jiao, Y.-S. Yang and C.-L. Li, *Tetrahedron Lett.*, 2013, **54**, 6494–6497.
- 33 B. Sreedhar, R. Arundhathi, P. L. Reddy and M. L. Kantam, *J. Org. Chem.*, 2009, **74**, 7951–7954.
- 34 R. Zhang, J. Liu, S. Wang, J. Niu, C. Xia and W. Sun, *ChemCatChem*, 2011, **3**, 146–149.
- 35 S. Yang, C. Wu, H. Zhou, Y. Yang, Y. Zhao, C. Wang, W. Yang and J. Xu, *Adv. Synth. Catal.*, 2013, **355**, 53–58.
- 36 V. Avudoddi, V. K. G. Palle and V. R. Pallapothula, *Eur. J. Chem.*, 2012, **3**, 298–304.



- 37 N. Kazemi and M. M. Shahri, *J. Inorg. Organomet. Polym.*, 2017, **27**, 1264–1273.
- 38 N. M. Julkapli and S. Bagheri, *Int. J. Hydrogen Energy*, 2015, **40**, 948–979.
- 39 P. Mondal, A. Sinha, N. Salam, A. S. Roy, N. R. Jana and S. Islam, *RSC Adv.*, 2013, **3**, 5615–5623.
- 40 Z. Zhai, X. Guo, Z. Jiao, G. Jin and X.-Y. Guo, *Catal. Sci. Technol.*, 2014, **4**, 4196–4199.
- 41 A. S. Singh, S. S. Shendage and J. M. Nagarkar, *Tetrahedron Lett.*, 2014, **55**, 4917–4922.
- 42 M. Nasrollahzadeh, M. Maham, A. Rostami-Vartooni, M. Bagherzadeh and S. M. Sajadi, *RSC Adv.*, 2015, **5**, 64769–64780.
- 43 H. Li, C. Li, J. Bai, C. Zhang and W. Sun, *RSC Adv.*, 2014, **4**, 48362–48367.
- 44 C. Zhang, C. Li, J. Bai and H. Li, *Catal. Lett.*, 2015, **145**, 1764–1770.
- 45 M. Akhavan, S. Hemmati, M. Hekmati and H. Veisi, *New J. Chem.*, 2018, **42**, 2782–2789.
- 46 D. Saberi, M. Sheykhani, K. Niknam and A. Heydari, *Catal. Sci. Technol.*, 2013, **3**, 2025–2031.
- 47 T. Hu, X. Chen, J. Wang and J. Huang, *ChemCatChem*, 2011, **3**, 661–665.
- 48 P. Puthiaraj and W.-S. Ahn, *Catal. Sci. Technol.*, 2016, **6**, 1701–1709.
- 49 E. A. Monyoncho, S. Ntais, N. Brazeau, J. J. Wu, C. L. Sun and E. A. Baranova, *ChemElectroChem*, 2016, **3**, 218–227.
- 50 F. Niu, Y. Jiang and W. Song, *Nano Res.*, 2010, **3**, 757–763.
- 51 F. Benaskar, V. Engels, E. V. Rebrov, N. G. Patil, J. Meuldijk, P. C. Thüne, P. C. Magusin, B. Mezari, V. Hessel and L. A. Hulshof, *Chem.–Eur. J.*, 2012, **18**, 1800–1810.
- 52 P. Ling, D. Li and X. Wang, *J. Mol. Catal. A: Chem.*, 2012, **357**, 112–116.
- 53 Y.-P. Zhang, A.-H. Shi, Y.-S. Yang and C.-L. Li, *Chin. Chem. Lett.*, 2014, **25**, 141–145.
- 54 R. K. Sharma, R. Gaur, M. Yadav, A. K. Rathi, J. Pechousek, M. Petr, R. Zboril and M. B. Gawande, *ChemCatChem*, 2015, **7**, 3495–3502.
- 55 A. R. Hajipour, M. Check and Z. Khorsandi, *Appl. Organomet. Chem.*, 2017, **31**, e3769–e3778.
- 56 S. Chassaing, M. Kumarraja, A. Sani Souna Sido, P. Pale and J. Sommer, *Org. Lett.*, 2007, **9**, 883–886.
- 57 A. Alix, S. Chassaing, P. Pale and J. Sommer, *Tetrahedron*, 2008, **64**, 8922–8929.
- 58 V. Bénéteau, A. Olmos, T. Boningari, J. Sommer and P. Pale, *Tetrahedron Lett.*, 2010, **51**, 3673–3677.
- 59 M. A. Khalilzadeh, A. Hosseini and A. Pilevar, *Eur. J. Org. Chem.*, 2011, **2011**, 1587–1592.
- 60 V. Magné, T. Garnier, M. Danel, P. Pale and S. Chassaing, *Org. Lett.*, 2015, **17**, 4494–4497.
- 61 S. Sadeghi, M. Jafarzadeh, A. R. Abbasi and K. Daasbjerg, *New J. Chem.*, 2017, **41**, 12014–12027.
- 62 Y. Wang, X. Guo, M. Lü, Z. Zhai, Y. Wang and X. Guo, *Chin. J. Catal.*, 2017, **38**, 658–664.
- 63 Bandna, N. R. Guha, A. K. Shil, D. Sharma and P. Das, *Tetrahedron Lett.*, 2012, **53**, 5318–5322.
- 64 H. Joshi, K. N. Sharma, A. K. Sharma, O. Prakash and A. K. Singh, *Chem. Commun.*, 2013, **49**, 7483–7485.
- 65 N. Iranpoor, H. Firouzabadi and A. Rostami, *Appl. Organomet. Chem.*, 2013, **27**, 501–506.
- 66 M. A. Zolfigol, V. Khakyzadeh, A. R. Moosavi-Zare, A. Rostami, A. Zare, N. Iranpoor, M. H. Beyzavi and R. Luque, *Green Chem.*, 2013, **15**, 2132–2140.
- 67 A. S. Singh, S. S. Shendage and J. M. Nagarkar, *Tetrahedron Lett.*, 2013, **54**, 6319–6323.
- 68 A. S. Singh, U. B. Patil and J. M. Nagarkar, *Catal. Commun.*, 2013, **35**, 11–16.
- 69 S. M. Baghbanian, H. Yadollahy, M. Tajbakhsh, M. Farhang and P. Biparva, *RSC Adv.*, 2014, **4**, 62532–62543.
- 70 M. Hosseini-Sarvari and Z. Razmi, *RSC Adv.*, 2014, **4**, 44105–44116.
- 71 A. Ghatak, S. Khan, R. Roy and S. Bhar, *Tetrahedron Lett.*, 2014, **55**, 7082–7088.
- 72 S. Paul, K. Pradhan, S. Ghosh, S. De and A. R. Das, *Adv. Synth. Catal.*, 2014, **356**, 1301–1316.
- 73 F. M. Moghaddam, G. Tavakoli and A. Aliabadi, *RSC Adv.*, 2015, **5**, 59142–59153.
- 74 R. Arundhathi, D. Damodara, P. R. Likhar, M. L. Kantam, P. Saravanan, T. Magdaleno and S. H. Kwon, *Adv. Synth. Catal.*, 2011, **353**, 1591–1600.
- 75 X. Haiyun, L. Lantao, W. Jing and L. Ying, *Chin. J. Appl. Chem.*, 2014, **31**, 536–540.
- 76 S. M. Agawane and J. M. Nagarkar, *Tetrahedron Lett.*, 2011, **52**, 5220–5223.
- 77 P. Emayavaramban, S. Ganesh Babu, R. Karvembu and N. Dharmaraj, *J. Nanosci. Nanotechnol.*, 2015, **15**, 9358–9368.

