




Cite this: *RSC Adv.*, 2018, 8, 28632

# A H<sub>2</sub>O<sub>2</sub>/HBr system – several directions but one choice: oxidation–bromination of secondary alcohols into mono- or dibromo ketones†

Gennady I. Nikishin, Nadezhda I. Kapustina, Liubov L. Sokova, Oleg V. Bitjukov and Alexander O. Terent'ev \*

In this work we found that a H<sub>2</sub>O<sub>2</sub>–HBr(aq) system allows synthesis of  $\alpha$ -monobromo ketones and  $\alpha,\alpha'$ -dibromo ketones from aliphatic and secondary benzylic alcohols with yields up to 91%. It is possible to selectively direct the process toward the formation of mono- or dibromo ketones by varying the amount of hydrogen peroxide and hydrobromic acid. The convenience of application, simple equipment, multifaceted reactivity, and compliance with green chemistry principles make the application of the H<sub>2</sub>O<sub>2</sub>–HBr(aq) system very attractive in laboratories and industry. The proposed oxidation–bromination process is selective in spite of known properties of ketones to be oxidized by the Baeyer–Villiger reaction or peroxidated with the formation of compounds with the O–O moiety in the presence of hydrogen peroxide and Bronsted acids.

Received 7th June 2018  
Accepted 6th August 2018

DOI: 10.1039/c8ra04885a

rsc.li/rsc-advances

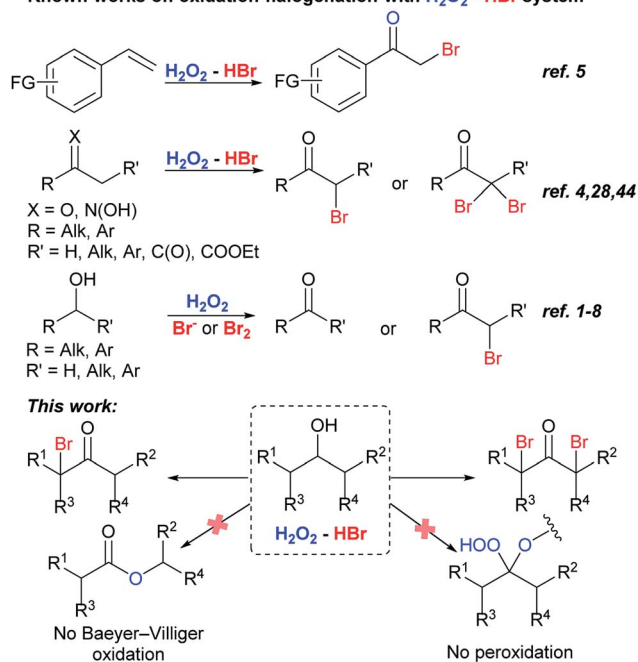
## Introduction

A wide variety of methods for the oxidation of secondary alcohols into ketones is regularly replenished with new oxidants and oxidizing systems. Hydrogen peroxide attracts increased attention as a cheap and environment-friendly oxidant. For the oxidation of secondary alcohols with H<sub>2</sub>O<sub>2</sub>, catalysts of different chemical nature were used: Br<sub>2</sub>,<sup>1</sup> HBr,<sup>1–6</sup> NaBr,<sup>7,8</sup> BiBr<sub>3</sub>,<sup>9</sup> FeBr<sub>3</sub>,<sup>10</sup> MgBr<sub>2</sub>/[bmim] BF<sub>4</sub>,<sup>11</sup> Mn(III) complex,<sup>12</sup> Co(II) complex,<sup>13</sup> Zn polyoxometalate,<sup>14</sup> Na<sub>2</sub>WO<sub>4</sub>/PTC,<sup>15–18</sup> [bmim]<sub>4</sub>[W<sub>10</sub>O<sub>23</sub>] in ionic liquids,<sup>19</sup> W/phosphate,<sup>20</sup> Keggin complexes,<sup>21,22</sup> Al/W-polyoxoanions,<sup>23</sup> W/Sc/P-salt.<sup>24</sup>

The H<sub>2</sub>O<sub>2</sub>–HBr(aq) system is known in organic chemistry for its application in the following processes: oxidation of secondary and primary alcohols to ketones<sup>1–4</sup> and esters,<sup>1,25</sup> respectively, bromination of olefins,<sup>26,27</sup> acetylenes,<sup>27</sup> ketones,<sup>4,28</sup> arenes<sup>26,27,29,30</sup> and heterocyclic compounds.<sup>31</sup> This oxidation–bromination system is characterized by the use of inexpensive reagents, low environmental impact and the absence of organic wastes, which makes it a good alternative to existing oxidation and bromination methods.<sup>32</sup> The H<sub>2</sub>O<sub>2</sub>–HBr(aq) system is also of interest for more extensive practical application.<sup>33</sup> In our previous studies, this system was applied for the homo- and cross-condensation of alcohols into esters,<sup>34</sup> the bromination of alkyl phenyl ketones into the aromatic ring and side-chain position.<sup>35</sup>

Bromo ketones are involved in organic chemistry as multi-purpose reagents.<sup>36,37</sup> They can be easily transformed into unsaturated ketones and ketones containing functional groups.<sup>38,39</sup> Favorskii rearrangement of  $\alpha$ -bromo ketones leads to the formation of esters.<sup>40</sup>  $\alpha,\alpha'$ -Dibromo ketones are the precursors of 1,2-dialkyl cyclopropanones,<sup>41,42</sup> and divinyl

### Known works on oxidation-halogenation with H<sub>2</sub>O<sub>2</sub> - HBr system

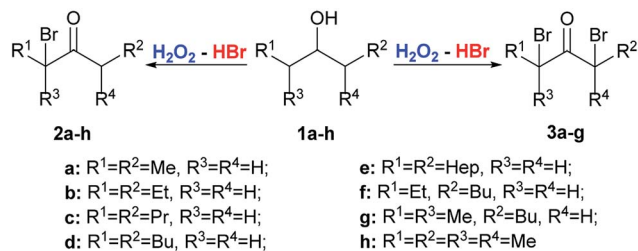


Scheme 1 Oxidation-halogenation with H<sub>2</sub>O<sub>2</sub>–HBr(aq) system.

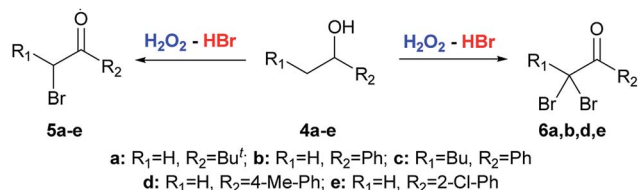
N. D. Zelinsky Institute of Organic Chemistry of the Russian Academy of Sciences, 47 Leninsky prosp., Moscow 119991, Russian Federation. E-mail: terentev@ioc.ac.ru

† Electronic supplementary information (ESI) available: Detailed experimental procedures and characterization of new compounds. See DOI: 10.1039/c8ra04885a





**Scheme 2** Oxidation–bromination of secondary alcohols **1a–h** with the formation of  $\alpha$ -bromoketones **2a–h** or  $\alpha,\alpha'$ -dibromo ketones **3a–g**.



**Scheme 3** Oxidation–bromination of secondary alcohols **4a–e** bearing only one  $\alpha$ -CH<sub>2</sub> group near the carbonyl group with the formation of  $\alpha$ -bromoketones **5a–e** or  $\alpha,\alpha'$ -dibromo ketones **6a,b,d,e**.

ketones,<sup>43</sup> the latter ones are starting reagents for the synthesis of cyclopentenones by Nazarov reaction.<sup>40</sup> H<sub>2</sub>O<sub>2</sub>–HBr(aq) system was used for the oxidative bromination of styrenes,<sup>5</sup> ketones<sup>4,28</sup> and oximes<sup>44</sup> into bromo ketones. It is especially noteworthy that bromo ketones were not detected in the reactions with various substrates including alcohols under the action bromine containing systems: H<sub>2</sub>O<sub>2</sub>/HBr or hydrobromic acid sodium

salt<sup>1–8</sup> and H<sub>2</sub>O<sub>2</sub>/Br<sub>2</sub>.<sup>1</sup> There is only one report of the oxidation of secondary alcohols into  $\alpha$ -bromo ketones, but  $\alpha,\alpha'$ -dibromo ketones were not obtained (Scheme 1).<sup>4</sup>

This paper describes dibromo- and monobromo ketones synthesis by one-pot oxidation–bromination of secondary alcohols with H<sub>2</sub>O<sub>2</sub>–HBr(aq) (Scheme 1). The process is more experimentally simple, low-cost, and complies with green chemistry standards unlike the sole method proposed for the similar transformation, which is based on the oxidation–bromination of secondary alcohols with Ce(IV)/LiBr system.<sup>45</sup> Change of hydrogen peroxide and hydrobromic acid amount can selectively direct the reaction routes towards the formation of mono- or dibromo ketones.

It is important to note that in the reaction conditions we didn't detect the formation of traditional Baeyer–Villiger oxidation products<sup>46–48</sup> or expected peroxides,<sup>49–61</sup> which are products of a reaction between C-atom of carbonyl group and hydrogen peroxide. Possible explanation of these reactions failure can be based on the higher rate of ketone bromination in competition with peroxidation and (or) following transformations. Steric hindrance in mono- and dibrominated ketones prevents the attack of hydrogen peroxide on the electrophilic carbon atom of the carbonyl group. To the best of our knowledge the only one example of  $\alpha$ -brominated ketone peroxidation exists: 3-bromo-2,2-dihydroperoxy-1,7,7-trimethyl-bicyclo[2.2.1]heptane was obtained with H<sub>2</sub>O<sub>2</sub>–AlCl<sub>3</sub> × 6H<sub>2</sub>O system.<sup>62</sup>

## Results and discussion

The starting substrates for the oxidation–bromination were symmetrical **1a–e**, **1h** and unsymmetrical aliphatic alcohols **1f–g** and benzylic alcohols **4a–e** (Schemes 2 and 3).

**Table 1** Oxidation and oxidation–bromination of **1a** with the H<sub>2</sub>O<sub>2</sub>–HBr(aq) system<sup>a</sup>

Entry	Molar ratio: mole HBr and H <sub>2</sub> O <sub>2</sub> /mole <b>1a</b>		Solvent	$\tau$ , h	Yield, %		
	HBr	H <sub>2</sub> O <sub>2</sub>			<b>2a</b>	<b>3a</b>	<b>7a</b>
1	1.2	5	CH <sub>3</sub> CN	6	38	Trace	55
2	1.2	10	CH <sub>3</sub> CN	6	80	Trace	Trace
3	1.4	10	CH <sub>3</sub> CN	6	76	13	—
4	2	10	CH <sub>3</sub> CN	6	60	35	Trace
5	2.5	10	CH <sub>3</sub> CN (50% aq.)	6	14	44	33
6	2.5	10	H <sub>2</sub> O	6	38	43	Trace
7	2.5	15	CH <sub>3</sub> CN	6	Trace	80	—
8	6	15	CH <sub>3</sub> CN	10	Trace	90	—
9	1.2	10	MeOH	6	40	—	52
10	1.2	10	THF	6	31	—	47
11	1.2	10	DCE	6	71	—	20

<sup>a</sup> General procedure: to a solution of alcohol **1a** (1 mmol, 88.2 mg) and HBr (48% aq., 1.2–6 mmol, 0.136–0.679 ml) in 1 ml of a solvent at 65–70 °C (for entry 9 and 10, 60 °C) and vigorous stirring a solution of H<sub>2</sub>O<sub>2</sub> (35% aq., 10–15 mmol, 0.860–1.290 ml) was added portionwise (0.2–0.3 ml) during 0.6–10 h. Yields were determined by GC analysis.



Depending on the experimental conditions and the structure of the alcohol **1a–h**, it is possible to change the direction of the reaction, towards the formation of either  $\alpha$ -bromo ketones **2a–h** (molar ratio of **1a–h** : HBr : H<sub>2</sub>O<sub>2</sub> = 1 : 1.2 : 10) or  $\alpha,\alpha'$ -dibromo ketones **3a–g** (molar ratio of **1a–h** : HBr : H<sub>2</sub>O<sub>2</sub> = 1 : 6 : 15) (Scheme 2).

$\alpha$ -Bromo ketones **5a–e** (molar ratio of **4a–e** : HBr : H<sub>2</sub>O<sub>2</sub> = 1 : 1.2 : 10) and  $\alpha,\alpha'$ -dibromo ketones **6a,b,d,e** (molar ratio of **4a–e** : HBr : H<sub>2</sub>O<sub>2</sub> = 1 : 6 : 15) can be selectively prepared in the oxidation–bromination reactions with starting alcohols **4a–e** bearing only one  $\alpha$ -CH<sub>2</sub> group near the carbonyl group (Scheme 3).

The influence of the experimental conditions on the selectivity of oxidation–bromination and on the yield of  $\alpha$ -bromo ketone **2a**,  $\alpha,\alpha'$ -dibromo ketone **3a**, and ketone **7a** was determined using pentanol-3 **1a** as an example. Generally, the reaction was carried out by the addition of 35% aqueous solution of H<sub>2</sub>O<sub>2</sub> in acetonitrile for 6–10 hours to the solution of pentanol-3 **1a** and 48% HBr(aq) in acetonitrile or water (Table 1).

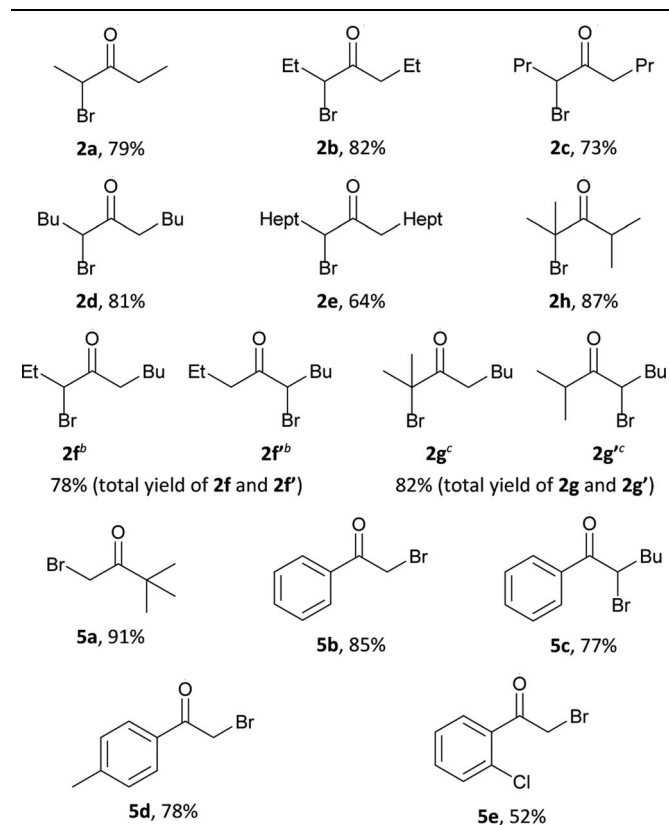
According to the obtained data, the highest yield of mono bromo ketone **2a** was achieved with a 10-fold molar excess of

H<sub>2</sub>O<sub>2</sub> and 1.2 equivalents of HBr (entry 2). 5-Fold molar excess of H<sub>2</sub>O<sub>2</sub> is insufficient for selective preparation of **2a**. An increase of the HBr amount from 1.2 to 2.5 equivalents (entries 3–5) resulted in a decrease in the selectivity of products **2a**, **3a**, and **7a** formation. When water was used as the solvent (entry 5), a mixture of monobromo ketones **2a** and dibromo ketones **3a** was also formed. The best yield of dibromo ketone **3a** was achieved with a 15-fold molar excess of H<sub>2</sub>O<sub>2</sub> (entries 7, 8). An increase of the HBr amount up to 6 equivalents and the reaction time up to 10 hours (entry 8) afforded the product **3a** with the maximum yield (90%). In the best conditions for **2a** preparation (entry 2), using of MeOH, THF, and DCE as a reaction media leads to the synthesis of **2a** and **7a** mixtures (entries 9–11).

Results of the optimization (Table 1) demonstrate that the reaction direction is mainly influenced by the molar ratio of the secondary alcohol, hydrogen peroxide, and hydrobromic acid. In the optimized reaction conditions (entry 2), a number of monobromo ketones **2a–h** and **5a–e** were prepared (Table 2). Optimized conditions (entry 7, Table 1) were also used for the synthesis of dibromo ketones **3a–g** and **6a,b,d,e** (Table 3).

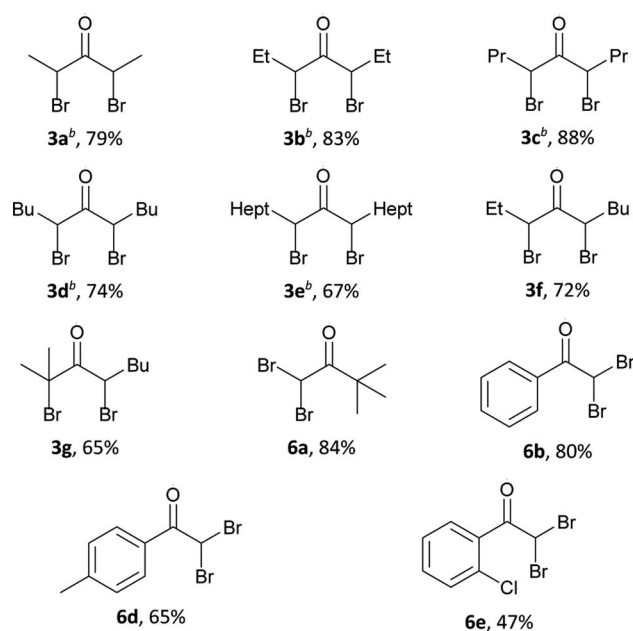
Alcohols of unbranched structure **1a–f** are easily converted into  $\alpha$ -bromo ketones (Table 2) and into  $\alpha,\alpha'$ -dibromo ketones (Table 3) with good yields. Diisopropyl carbinol **1h** is converted only to the corresponding  $\alpha$ -bromo ketone **2h** (Table 2), the formation of  $\alpha,\alpha'$ -dibromo ketone from diisopropyl carbinol **1h** is probably prevented by the steric hindrance. In the case of isopropyl amyl carbinol **1g**, two isomeric mono bromides, 2-

Table 2 Oxidation–bromination of secondary alcohols **1a–h** and **4a–e** by the H<sub>2</sub>O<sub>2</sub>–HBr(aq) system to monobromo ketones **2a–h** and **5a–e**<sup>a</sup>



<sup>a</sup> General procedure: to a solution of alcohol **1a–h**, **4a–e** (1 mmol, 88.2–256.5 mg) and HBr (48% aq., 1.2 mmol, 0.136 ml) in CH<sub>3</sub>CN (1 ml) at 65–70 °C and vigorous stirring, a solution of H<sub>2</sub>O<sub>2</sub> (35% aq., 10 mmol, 0.860 ml) in CH<sub>3</sub>CN (1 ml) was added portionwise (0.2–0.3 ml) for 6 hours. <sup>b</sup> The ratio of isomers **2f** : **2f'** ~ 1 : 1 according to NMR data. <sup>c</sup> The ratio of isomers **2g** : **2g'** ~ 2 : 1 according to NMR data.

Table 3 Oxidation–bromination of secondary alcohols **1a–h** and **4a–e** by the H<sub>2</sub>O<sub>2</sub>–HBr(aq) system to dibromo ketones **3a–g** and **6a,b,d,e**<sup>a</sup>



<sup>a</sup> General procedure: to a solution of alcohol **1a–h**, **4a–e** (1 mmol, 88.2–256.5 mg) and HBr (48% aq., 6 mmol, 0.679 ml) in CH<sub>3</sub>CN (1 ml) at 65–70 °C and vigorous stirring, a solution of H<sub>2</sub>O<sub>2</sub> (35% aq., 15 mmol, 1.290 ml) in CH<sub>3</sub>CN (1 ml) was added portionwise (0.2–0.3 ml) for 10 hours. <sup>b</sup> The ratio of diastereoisomers meso : rac = 1 : 3 according to NMR data.



bromo-2-methyloctan-3-one **2g** and 4-bromo-2-methyloctan-3-one **2g'** are formed in a ratio of 1 : 1 (Table 2). Oxidation-bromination of propyl amyl carbinol **1f** also results in two monobromo ketones, 3-bromononan-4-one **2f** and 5-bromononan-4-one **2f'** (~1 : 1) (Table 2). Methyl *tert*-butyl carbinol **4a** and methyl phenyl carbinol **4b** are converted to  $\alpha,\alpha$ -dibromo ketone **6a** and  $\alpha,\alpha$ -dibromo ketone **6b** (Table 3) under optimized conditions for dibromo ketone synthesis (entry 7, Table 1). Amyl phenyl carbinol **4c** undergoes only monobromination with the formation of **5c** (Table 2). In the reaction medium symmetric  $\alpha,\alpha'$ -dibromo ketones are formed as a mixture of meso- and rac-isomers with a rac-form preference (ratio 1 : 3), as evidenced by  $^1\text{H}$  and  $^{13}\text{C}$  NMR spectra.

## Conclusions

Thus, we have developed a convenient one-pot method for the synthesis of monobromo- and dibromo ketones by oxidation-bromination of secondary alcohols with the  $\text{H}_2\text{O}_2/\text{HBr}$  system in acetonitrile. Formation of peroxides and products of Baeyer-Villiger reaction was not detected. Amount and molar ratio of hydrogen peroxide and hydrobromic acid are the key factors for the achievement of a high degree of selectivity. Optimized conditions permits to synthesize  $\alpha,\alpha'$ -dibromo- or  $\alpha,\alpha$ -dibromo ketones with yields up to 91%. Conversion of unbranched secondary alcohols into  $\alpha,\alpha'$ -dibromo ketones is the most effective.

## Experimental

### Experimental for the Table 1

To a solution of alcohol **1a** (1 mmol, 88.2 mg) and HBr (48% aqueous) (1.2–6 mmol, 0.136–0.679 ml) in 1 ml of solvent ( $\text{CH}_3\text{CN}$ ,  $\text{CH}_3\text{CN}$  (50% aq.),  $\text{H}_2\text{O}$ , DCE) at 65–70 °C (for MeOH (entry 9) and THF (entry 10), 60 °C) and vigorous stirring, a solution of  $\text{H}_2\text{O}_2$  (35% aqueous, 10–15 mmol, 0.860–1.290 ml) was added portionwise (0.2–0.3 ml) during 6–10 h. After the addition of the first portion, brown vapours and a bright orange colour were observed. The next portions of  $\text{H}_2\text{O}_2$  were added after the decolorization of the reaction mixture (a pale-yellow colour), then the reaction mass was cooled, diethyl ether (15 mL) and  $\text{Na}_2\text{SO}_3$  (1 g) were added. The organic layer was decanted and washed with water (5 ml), then dried over  $\text{Na}_2\text{SO}_4$ . The solvent was evaporated in a vacuum of a water jet pump (20 mmHg). Yields of **2a**, **3a**, **7a** were determined by GC analysis with heptan-4-one and undecan-6-one as the internal standard.

### Experimental for the Table 2

To a solution of alcohol **1a–h**, **4a–e** (1 mmol, 88.2–256.5 mg) and HBr (48% aqueous, 1.2 mmol, 0.136 ml) in  $\text{CH}_3\text{CN}$  (1 ml) at 65–70 °C and vigorous stirring, a solution of  $\text{H}_2\text{O}_2$  (35% aqueous, 10 mmol, 0.860 ml) in  $\text{CH}_3\text{CN}$  (1 ml) was added portionwise (0.2–0.3 ml) for 6 hours. After the addition of the first portion, brown vapors and a bright orange color were observed. The next portions of  $\text{H}_2\text{O}_2$  were added after the decolorization of the reaction mixture (a pale-yellow color), then the reaction mass

was cooled, diethyl ether (15 mL) and  $\text{Na}_2\text{SO}_3$  (1 g) were added. The organic layer was decanted and washed with water (5 ml), then dried over  $\text{Na}_2\text{SO}_4$ . The solvent was evaporated in a vacuum of a water jet pump (20 mmHg). The products **2a–h** and **5a–e** were isolated by column chromatography on silica gel in a solvent system PE : EA (100 : 1).

### Experimental for the Table 3

To a solution of alcohol **1a–h**, **4a–e** (1 mmol, 88.2–256.5 mg) and HBr (48% aqueous, 6 mmol, 0.679 ml) in  $\text{CH}_3\text{CN}$  (1 ml) at 65–70 °C and vigorous stirring, a solution of  $\text{H}_2\text{O}_2$  (35% aqueous, 15 mmol, 1.290 ml) in  $\text{CH}_3\text{CN}$  (1 ml) was added portionwise (0.2–0.3 ml) for 6 hours. After the addition of the first portion, brown vapors and a bright orange color were observed. The next portion of hydrogen peroxide was added after the decolorization of the reaction mixture (a pale-yellow color), then the reaction mass was cooled, diethyl ether (15 mL) and  $\text{Na}_2\text{SO}_3$  (1 g) were added. The organic layer was decanted and washed with water (5 ml) and then dried over  $\text{Na}_2\text{SO}_4$ . The solvent was evaporated in a vacuum of a water jet pump (20 mmHg). Products **3a–g** and **6a,b,d,e** were isolated by column chromatography on silica gel in a solvent system PE : EA (100 : 1).

## Conflicts of interest

There are no conflicts to declare.

## Acknowledgements

This work was supported by the Russian Foundation for Basic Research (Grant no 18-03-00122 A).

## Notes and references

- 1 A. Amati, G. Dosualdo, L. Zhao, A. Bravo, F. Fontana, F. Minisci and H.-R. Bjørsvik, *Org. Process Res. Dev.*, 1998, **2**, 261–269.
- 2 V. B. Sharma, S. L. Jain and B. Sain, *Synlett*, 2005, 173–175.
- 3 S. L. Jain, V. B. Sharma and B. Sain, *Tetrahedron*, 2006, **62**, 6841–6847.
- 4 A. Podgorsek, S. Stavber, M. Zupan and J. Iskra, *Green Chem.*, 2007, **9**, 1212–1218.
- 5 R. D. Patil, G. Joshi and S. Adimurthy, *Ind. Eng. Chem. Res.*, 2010, **49**, 8100–8105.
- 6 M. Rasouli, M. A. Zolfigol, M. H. Moslemin and G. Chehardoli, *Green Chem. Lett. Rev.*, 2017, **10**, 117–120.
- 7 X. Qi, J. Wang, L. Zheng and L. Qi, *Synlett*, 2011, 555–558.
- 8 G. Joshi, R. D. Patil and S. Adimurthy, *RSC Adv.*, 2012, **2**, 2235–2239.
- 9 M.-k. Han, S. Kim, S. T. Kim and J. C. Lee, *Synlett*, 2015, **26**, 2434–2436.
- 10 S. E. Martín and A. a. Garrone, *Tetrahedron Lett.*, 2003, **44**, 549–552.
- 11 H. J. Park and J. C. Lee, *Synlett*, 2009, 79–80.
- 12 H. R. Mardani and H. Golchoubian, *Tetrahedron Lett.*, 2006, **47**, 2349–2352.



- 13 S. Das and T. Punniyamurthy, *Tetrahedron Lett.*, 2003, **44**, 6033–6035.
- 14 W. Kasprzyk, M. Galica, S. Bednarz and D. Bogdał, *Synlett*, 2014, **25**, 2757–2760.
- 15 K. Sato, M. Aoki, J. Takagi, K. Zimmermann and R. Noyori, *Bull. Chem. Soc. Jpn.*, 1999, **72**, 2287–2306.
- 16 D. Bogda and M. Lukasiewicz, *Synlett*, 2000, 143–145.
- 17 R. Noyori, M. Aoki and K. Sato, *Chem. Commun.*, 2003, 1977–1986.
- 18 B. S. Chhikara, R. Chandra and V. Tandon, *Synlett*, 2005, 872–874.
- 19 B. S. Chhikara, S. Tehlan and A. Kumar, *Synlett*, 2005, 63–66.
- 20 C. Venturello and M. Gambaro, *J. Org. Chem.*, 1991, **56**, 5924–5931.
- 21 J. Wang, L. Yan, G. Li, X. Wang, Y. Ding and J. Suo, *Tetrahedron Lett.*, 2005, **46**, 7023–7027.
- 22 S. Zhang, G. Zhao, S. Gao, Z. Xi and J. Xu, *J. Mol. Catal. A: Chem.*, 2008, **289**, 22–27.
- 23 M. Carraro, B. S. Bassil, A. Soraru, S. Berardi, A. Suchopar, U. Kortz and M. Bonchio, *Chem. Commun.*, 2013, **49**, 7914–7916.
- 24 L. Balbinot, U. Schuchardt, C. Vera and J. Sepúlveda, *Catal. Commun.*, 2008, **9**, 1878–1881.
- 25 S. Samanta, V. Pappula, M. Dinda and S. Adimurthy, *Org. Biomol. Chem.*, 2014, **12**, 9453–9456.
- 26 V. Arutyunyan, T. Kochikyan, N. Egiazaryan and A. Avetisyan, *Russ. J. Org. Chem.*, 1995, **31**, 100.
- 27 N. B. Barhate, A. S. Gajare, R. D. Wakharkar and A. V. Bedekar, *Tetrahedron*, 1999, **55**, 11127–11142.
- 28 V. H. Tillu, P. D. Shinde, A. V. Bedekar and R. D. Wakharkar, *Synth. Commun.*, 2003, **33**, 1399–1403.
- 29 C. U. Dinesh, R. Kumar, B. Pandey and P. Kumar, *J. Chem. Soc., Chem. Commun.*, 1995, 611–612.
- 30 B. M. Choudary, Y. Sudha and P. N. Reddy, *Synlett*, 1994, 450.
- 31 S. Yang, J. Liu, Z. Jin, W. Tian, H. Sun and M. Wang, *Heterocycl. Commun.*, 2018.
- 32 G. I. Nikishin, N. I. Kapustina, L. L. Sokova, O. V. Bitukov and A. O. Terent'ev, *Tetrahedron Lett.*, 2017, **58**, 352–354.
- 33 INTEROX CHEMICALS LTD (GB), EP19890302334, 1989.
- 34 G. I. Nikishin, L. L. Sokova, A. O. Terent'ev and N. I. Kapustina, *Russ. Chem. Bull.*, 2015, **64**, 2845–2850.
- 35 A. O. Terent'ev, S. V. Khodykin, I. B. Krylov, Y. N. Ogibin and G. I. Nikishin, *Synthesis*, 2006, 1087–1092.
- 36 Á. M. Montaña, J. A. Barcia, P. M. Grima and G. Kociok-Köhn, *Tetrahedron*, 2016, **72**, 6794–6806.
- 37 A. S. Ionkin, W. J. Marshall and B. M. Fish, *Org. Lett.*, 2008, **10**, 2303–2305.
- 38 I. Saikia, A. J. Borah and P. Phukan, *Chem. Rev.*, 2016, **116**, 6837–7042.
- 39 A. O. Terent'ev, V. A. Vil, I. A. Yaremenko, O. V. Bitukov, D. O. Levitsky, V. V. Chernyshev, G. I. Nikishin and F. Fleury, *New J. Chem.*, 2014, **38**, 1493–1502.
- 40 J. J. Li, *Name Reactions*, Springer-Verlag, Berlin Heidelberg, 2003.
- 41 R. Breslow, J. Posner and A. Krebs, *J. Am. Chem. Soc.*, 1963, **85**, 234.
- 42 J. Ciabattini and E. C. Nathan, *J. Am. Chem. Soc.*, 1969, **91**, 4766–4771.
- 43 S. Lemaire-Audoire and P. Vogel, *Tetrahedron: Asymmetry*, 1999, **10**, 1283–1293.
- 44 A. O. Terent'ev, I. B. Krylov, V. A. Vil', Z. Y. Pastukhova, S. A. Fastov and G. I. Nikishin, *Cent. Eur. J. Chem.*, 2012, **10**, 360–367.
- 45 G. I. Nikishin, L. L. Sokova and N. I. Kapustina, *Russ. Chem. Bull.*, 2010, **59**, 391–395.
- 46 G. R. Krow, in *Organic Reactions*, ed. L. A. Paquette, John Wiley and Sons, 1993, vol. 43, pp. 251–798.
- 47 R. Michael and M. Bernard, *Eur. J. Org. Chem.*, 1999, 737–750.
- 48 I. A. Yaremenko, V. A. Vil', D. V. Demchuk and A. O. Terent'ev, *Beilstein J. Org. Chem.*, 2016, **12**, 1647–1748.
- 49 H. Gandhi, K. O'Reilly, M. K. Gupta, C. Horgan, E. M. O'Leary and T. P. O'Sullivan, *RSC Adv.*, 2017, **7**, 19506–19556.
- 50 A. O. Terent'ev, M. M. Platonov, Y. N. Ogibin and G. I. Nikishin, *Synth. Commun.*, 2007, **37**, 1281–1287.
- 51 K. Žmitek, M. Zupan, S. Stavber and J. Iskra, *Org. Lett.*, 2006, **8**, 2491–2494.
- 52 C. Schwartz and P. H. Dussault, in *PATAI'S Chemistry of Functional Groups*, John Wiley & Sons, Ltd., 2014, pp. 1–38.
- 53 D. Opsenica, G. Pocsfalvi, Z. Juranić, B. Tinant, J.-P. Declercq, D. E. Kyle, W. K. Milhous and B. A. Šolaja, *J. Med. Chem.*, 2000, **43**, 3274–3282.
- 54 Y. Li, H.-D. Hao, Q. Zhang and Y. Wu, *Org. Lett.*, 2009, **11**, 1615–1618.
- 55 A. Bunge, H.-J. Hamann and J. Liebscher, *Tetrahedron Lett.*, 2009, **50**, 524–526.
- 56 P. Ghorai, P. H. Dussault and C. Hu, *Org. Lett.*, 2008, **10**, 2401–2404.
- 57 B. Das, M. Krishnaiah, B. Veeranjanyulu and B. Ravikanth, *Tetrahedron Lett.*, 2007, **48**, 6286–6289.
- 58 A. O. Terent'ev, M. M. Platonov and A. V. Kutkin, *Open Chem.*, 2006, **4**, 207.
- 59 A. O. Terent'ev, M. M. Platonov, I. B. Krylov, V. V. Chernyshev and G. I. Nikishin, *Org. Biomol. Chem.*, 2008, **6**, 4435–4441.
- 60 D. Azarifar, K. Khosravi and F. Soleimanei, *Molecules*, 2010, **15**, 1433.
- 61 K. Starkl Renar, S. Pecar and J. Iskra, *Org. Biomol. Chem.*, 2015, **13**, 9369–9372.
- 62 D. Azarifar and K. Khosravi, *J. Iran. Chem. Soc.*, 2011, **8**, 1006–1013.

