




Cite this: *RSC Adv.*, 2018, 8, 28329

Synthesis of a cationic polyacrylamide by a photocatalytic surface-initiated method and evaluation of its flocculation and dewatering performance: nano-TiO₂ as a photo initiator†

Yongzhi Liu,^{ab} Huaili Zheng,^{ab}  Yili Wang,^c Xinyu Zheng,^{ab} Moxi Wang,^{ab} Jie Ren^{ab} and Chuanliang Zhao^{ab}

In the face of complex water quality changes, the application of existing cationic polyacrylamide has been largely limited. In this study, a series of cationic polyacrylamides (TPADs) with excellent flocculation/dewatering performance and low dosage were synthesized through photocatalytic surface initiation using acrylamide (AM) and acryloyloxyethyl trimethylammonium chloride (DAC) as monomers and nano-TiO₂ as an initiator. Characterization using Fourier transform infrared (FTIR) spectroscopy, nuclear magnetic resonance (¹H NMR) spectroscopy, thermogravimetric/differential scanning calorimetry (TG/DSC) and scanning electron microscopy (SEM) was used to analyze the structural and morphological properties of TPADs. The initiation mechanism was described and the study on the properties of TPADs shows that the initiation method could obtain the copolymer with extra-high intrinsic viscosity. Furthermore, the flocculation and dewatering performance of TPADs and PADs were investigated in the micro-polluted low turbidity water flocculation test and sludge dewatering test. The application experimental results indicated that TPADs showed satisfactory turbidity removal and sludge dewatering performance by virtue of strong charge neutralization and a bridging effect. The excellent flocculation/dewatering performance was attributed to the photocatalytic surface-initiated method and the nano-TiO₂ initiator. Therefore, it is expected to open up new initiation methods in the synthesis of polymeric flocculants for a broad variety of applications.

Received 1st July 2018
 Accepted 23rd July 2018

DOI: 10.1039/c8ra05622f

rsc.li/rsc-advances

1. Introduction

Coagulation/flocculation is a very common and important purification technique to remove the suspended colloidal particles and various dissolved contaminants from water by charge neutralization, electrostatic patching, polymer bridging, and sweep flocculation.¹ Coagulation/flocculation has been widely used in water treatment as well as sludge dewatering due to its high performance, cost-effectiveness and simple operation.^{2–4} The critical factor that affects the performance of

coagulation/flocculation is the properties of the coagulants/flocculants.

Coagulation is mainly induced by inorganic coagulants, such as polyaluminium chloride, polyferric sulfate, and polytitanium salt coagulants.^{5–7} However, the use of these inorganic coagulants is limited due to the high dose requirement, low efficiency and large volume sludge production in practical applications.^{6,8} Therefore, polymeric flocculants including synthetic, natural and grafted flocculants with the properties of lower dose requirement, satisfactory solid–water separation performance and easy operation have been concerned and developed to improve the flocculation performance in water treatment.^{9–11} In order to obtain the polymeric flocculants with excellent properties, various methods for the synthesis of polymeric flocculants have been studied and applied recently.

Free radical copolymerization in aqueous solution has been widely used in the synthesis of flocculants due to its easy control and simple operation.¹² Scholars have studied many initiation methods, including heat, ultrasound, plasma, microwave and ultraviolet (UV). Xu *et al.* reported that a new hydrophobically modified polymeric flocculant containing beta-cyclodextrin was prepared by heat-initiated polymerization.¹³ Zhao *et al.*

^aKey Laboratory of the Three Gorges Reservoir Region's Eco-Environment, Ministry of Education, Chongqing University, Campus B, 83 Shabei Street, Shapingba District, Chongqing 400045, PR China. E-mail: hlz6512@163.com; 1571709188@qq.com

^bNational Centre for International Research of Low-carbon and Green Buildings, Chongqing University, Chongqing 400045, PR China

^cCollege of Environmental Science and Engineering, Research Center for Water Pollution Source Control and Eco-remediation, Beijing Forestry University, Beijing 100083, China

† Electronic supplementary information (ESI) available: Calculation method of $[\eta]$, ST, FCMC, SRF, and sludge floc properties in dewatering experiment. Details of used flocculant in flocculation and dewatering test. Floc photographs in flocculation experiment. See DOI: 10.1039/c8ra05622f



prepared a cationic flocculant with micro-block structure by ultrasound-initiated polymerization and evaluated its flocculation performance in the oily wastewater.¹⁴ Sun *et al.* successfully synthesized an environment friendly chitosan-graft flocculant through plasma initiation and investigated the flocculation performance of grafted flocculant in low-algal-turbidity water.¹⁵

As far as we know, UV initiation is an eco-friendly and economic process, which can perform at the condition of lower reaction temperature, less initiator, and can achieve higher polymerization efficiency.¹⁶ It has received extensive concern about the synthesis of polymeric flocculant and various materials. Li *et al.* prepared a cationic polyacrylamide by UV-initiated template copolymerization with superior sludge dewatering performance and a wide range of pH application.¹⁷ In recent years, photocatalytic surface-initiated method has been applied to synthesize inorganic/polymer hybrid nanocomposites.¹⁸ In initiated process, semiconductor nanoparticles are activated by the photon with high energy such as UV light and then generate electron holes or free radicals that can induce monomers polymerization near the surface of semiconductor nanoparticles.^{19,20} In addition, the photocatalytic surface-initiated method is more convenient and economical for the reason that it can realize polymerization without degassing but traditional UV initiation which requires the use of an excess pure N₂ to drive off oxygen.²¹ Although photocatalytic surface-initiated polymerization has been studied in many reports, the method was mainly used for the synthesis of nanocomposites.^{22–24} Wang *et al.* reported that poly(methyl methacrylate) (PMMA) chains grafted TiO₂ nanoparticles by photocatalytic polymerization had greatly different structure and properties comparing with traditional PMMA.²⁵ In general, initiation method can improve the flocculation performance by modifying the surface structure of polymeric flocculants.¹⁷ Based on the above findings, the photocatalytic surface initiation is expected to apply for the synthesis of polymeric flocculants as a novel initiation technology.

To the best of our knowledge, no previous study has reported that photocatalytic surface initiation method was applied in the synthesis of cationic polymeric flocculant so far. In this work, nano-TiO₂, one of the most promising semiconductor material with relatively high photocatalysis and stability, were used as initiator.²⁶ AM and DAC were used as monomers due to their high polymerization activity.²⁷ Therefore, a series of cationic flocculants (TPADs) with distinctive cationic sequence structure, porous surface area and extra-high intrinsic viscosity by photocatalytic surface initiation using nano-TiO₂ as initiator were prepared. FTIR, ¹H NMR, TG/DSC and SEM were used to characterize the polymer structure. Finally, flocculation ability was evaluated by jar test with micro-polluted lake water, and then sludge dewatering performance was studied.

2. Experimental section

2.1. Materials and equipment

Acrylamide (AM, 99 wt% Lanjie Co., Ltd, Chongqing, China); acryloyloxyethyl trimethylammonium chloride (DAC, 75 wt%, Guangchuangjing Import and Export Co., Ltd, Shanghai,

China); nano titanium dioxide (TiO₂, 99.8% metals basis, 25 nm, anatase, hydrophilic, Aladdin chemical, Shanghai, China); photo-initiator 2,2'-azobis[2-(2-imidazolin-2-yl)propane]dihydrochloride (VA-044, Ruihong Biological Technology, Shanghai, China); Polyacrylamide (PAM, Lanjie Co., Ltd, Chongqing, China); Commercial cationic PAM (CPAM, AM and DAC copolymer, intrinsic viscosity 1450 mg L⁻¹, Lanjie Co., Ltd, Chongqing, China).

Anhydrous ethanol and acetone were provided by Chuan-dong Chemical Company, Chongqing, China. All solutions in this study were prepared with ultrapure water (GWA-UN, General, Beijing, China). Fig. 1 shows a schematic of the experimental setup, which is composed of a water-cooled 500 W high-pressure Hg lamp assembly (main radiation wavelength, 365 nm) and reaction vessels (Pyrex glass) coupled with rotating platforms. The high-pressure Hg lamp was powered by an adjustable power supply (Jiguang Special Lighting Electrical Factory, Shanghai, China). UV irradiation intensity was measured by an ultraviolet radiation meter (UV-A, HANDY, Beijing Normal University Photoelectric Instrument Factory, China).

2.2. Synthesis of copolymers

Cationic polymeric flocculants named as TPADs (TPAD1–6) were synthesized by photocatalytic surface-initiated polymerization using nano-TiO₂ as initiator. The synthetic conditions are shown in Table 3. The desired amount of AM, DAC and a certain volume of ultrapure water were added to a 50 mL Pyrex glass vessel and then stirred until dissolving totally. Afterward, a predetermined amount of TiO₂ was added. The nano-TiO₂ particles were uniformly dispersed in mixed solution by using ultrasonic cleaner (KQ-500 DE, Kunshan ultrasonic instrument Co., Ltd, China). Then, the reaction vessel was sealed and exposed to UV irradiation in ambient temperature until the required reaction time. The irradiation intensity was kept at 1000 μm cm⁻². During experiments, reaction vessels were set on the rotating platform with a rotation speed of 8 rpm to make vessels receive UV-light regularly. After polymerization, the product was purified with excess acetone and then soaked in anhydrous ethanol for 24 h. Finally, the product was dried in a vacuum oven at 50 °C until constant weight. PAD1-3

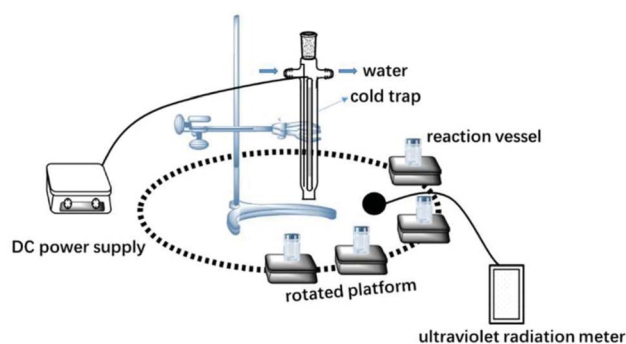


Fig. 1 Schematic of the experimental equipment.



(copolymer of AM and DAC) were synthesized using VA-044 as photo initiator under degassing with pure N₂ and VA-044 concentration was fixed at 0.5 wt%.

2.3. Characterization of copolymers

In the section, PAM, PAD and TPADs after purification were ground into powder for characterization analysis. The FTIR spectra of the polymers were acquired using KBr pellets on a 550 Series II infrared spectrometer (Bruker Company, Switzerland) with wave numbers from 500 to 4000 cm⁻¹. The ¹H NMR of the polymers were obtained by Advance-500 NMR spectrometer (Bruker Company, Germany) in deuterium oxide (D₂O) as a solvent with tetramethylsilane as an internal standard. The thermal stability (TG/DSC) of the polymers were determined by a TG/DSC/1100LF instrument (Mettler, Switzerland) under argon atmosphere from 20 °C to 600 °C at a heating rate of 10 °C min⁻¹. The SEM images of the polymers were acquired by MIRA3 LMH (Tescan Trade, Shanghai) instrument to investigate their surface morphology. The BET surface areas were measured on ASAP 2020 M+C (Micromeritics, American).

2.4. Flocculation test

Raw water was taken from micro-polluted low-turbidity lake water in Chongqing University. The water quality parameters were listed in Table 1. Predetermined dose flocculants were added into 200 mL micro-polluted water. The pH of the solution was adjusted with both hydrochloric acid (0.1 mol L⁻¹) and sodium hydroxide (0.1 mol L⁻¹). The flocculation experiments were performed on a program-controlled jar test apparatus (TA6, Hengling Technology Co., Ltd, China). The flocculation procedure includes three steps. Firstly, rapidly stirred 200 rpm for 2 min to fully collide between flocculants with suspension particles; secondly, slowly stirred at 60 rpm for 10 min to make the flocs sufficiently growth; finally, the formed flocs free settled for 5 min. To evaluate the flocculation performance, supernatant turbidity and UV₂₅₄ were measured. The supernatant turbidity at depth 2 cm below the water surface was measured with a HACH (HACH 2100Q, American Hach Company) turbidity meter. The absorbance was measured with a double beam UV-vis spectrophotometer (T6 New Century, Beijing General Instrument Co., Ltd, China) at λ = 254 nm. UV₂₅₄ was used to represent the concentration of natural organic matter (NOM) in the micro-polluted water.²⁸

The turbidity removal efficiency (TRE) was calculated by following formula (1).

$$\text{TRE} = \frac{N_0 - N_1}{N_0} \quad (1)$$

Table 1 Characteristics of the micro-polluted lake water sample

Raw water quality parameters	COD (mg L ⁻¹)	Turbidity (NTU)	UV ₂₅₄ absorbance	pH
Value	20–30	17–21	0.115–0.116	7.5–8.0

where N_0 is the initial turbidity, N_1 is the turbidity after treatment.

2.5. Dewatering test

The sludge was sampled from the secondary sedimentation tank in Jingkou Wastewater Treatment Plant in Chongqing, China. The sludge properties were given in Table 2. A certain amount of flocculant was added into 100 mL sludge. The pH of the sludge was adjusted with both hydrochloric acid (0.1 mol L⁻¹) and sodium hydroxide (0.1 mol L⁻¹). The dewatering tests were carried out on a program-controlled jar test apparatus (TA6, Hengling Technology Co., Ltd, China). The mixing procedure includes three steps: rapid mix period for 30 s at 200 rpm followed by slow stirring at 50 rpm for 2 min, and then the formed flocs free settled for 5 min. The dewatering ability of the synthesized copolymer was evaluated by measuring the properties of sludge including supernatant turbidity (ST), filter cake moisture content (FCMC), specific resistance to filtration (SRF) and sludge floc size.

3. Results and discussion

3.1. Property comparison for PADs and TPADs

The polymerization conditions and the intrinsic viscosity ($[\eta]$) of the copolymers are listed in Table 3. As shown in Table 3, when DAC feed ratio was 30%, $[\eta]$ of TPADs (TPAD1–TPAD4) showed an increasing trend with the increase in the amount of TiO₂, reaching the maximum value at TiO₂ content (0.250 wt%) and then slightly decreased. Correspondingly, M_r of TPADs exhibited a similar trend. This phenomenon was because excess TiO₂ would rapidly generate superfluous the valence-band hole (h⁺) and OH· to induce the intermolecular crosslink reaction, causing poor dissolution properties and thus reducing the intrinsic viscosity.^{29,30} Moreover, the reaction time forming gel product of TiO₂ content 0.375 wt% and 0.500 wt% was shorter than that of TiO₂ content 0.125 wt% and 0.25 wt%. This result was attributed to that the increase of TiO₂ content resulted in the faster polymerization rate and a shorter polymerization time.¹⁹ However, when the TiO₂ content was fixed at 0.25 wt%, $[\eta]$ of TPADs (TPAD5, TPAD1 and TPAD6) gradually decreased with the increase of DAC feed ratio. AM is the most reactive monomers to undergo radical polymerization and thus building up high intrinsic viscosity.⁹ Because the total monomer concentration was fixed at 25 wt% in the experiment, with the increase of DAC feed ratio, the AM feed ratio correspondingly decreased then the activity of the system declined. Moreover, $[\eta]$ of TPADs was higher than PADs under same feed ratio, which was probably because TiO₂ exhibited high quantum yield in the photocatalytic surface initiation method.

3.2. Characterization

3.2.1 FTIR spectra. The FTIR spectra of PAM, PAD1, and TPAD2 are shown in Fig. 2. In the FTIR spectra of TPAD2, the adsorption peaks at 3454 and 2952 cm⁻¹ were attributed to the stretching vibration of –NH₂ groups of amide in AM unit and the asymmetric stretching vibration of –CH₂– in AM and DAC



Table 2 Characteristics of the Sludge Sample

Indicator	Moisture content (%)	Mass density (kg L ⁻¹)	SRF (10 ¹² cm g ⁻¹)	Zeta potential (mV)	pH
Value	97.31	1.020	1.3852	-14.06	7.1-7.2

Table 3 Polymerization conditions and intrinsic viscosity of the copolymers

TiO ₂ (wt%)	Samples abbreviation	Cationic degree (%)	[η] (mL g ⁻¹)	$M_r \times 10^4$	Reaction time (min)
0	PAD1	30	1430	705	60
0.125	TPAD1	30	1487	740	70
0.250	TPAD2	30	1724	890	60
0.375	TPAD3	30	1690	869	30
0.500	TPAD4	30	1553	781	30
0	PAD2	20	1510	754	60
0.125	TPAD5	20	1788	932	60
0	PAD3	40	1084	498	60
0.125	TPAD6	40	1642	838	60

monomer.³¹ The adsorption peaks at 1659 and 1454 cm⁻¹ were for C=O stretching vibration and -CH₂- flexural vibrations, respectively. The characteristic adsorption peaks at 1737, 1171 and 953 cm⁻¹ were assigned to the C=O, C-O asymmetric stretching vibration and N⁺(CH₃)₃ stretching vibration in DAC units, respectively.^{29,30} Compared with the spectra of PAM, PAD1 and TPAD2, the corresponding peaks of main groups in AM and DAC were all observed in the spectra of PAD1 and TPAD2. The comparative analysis indicated that the copolymer of AM and DAC for PAD1 and TPAD2 were successfully synthesized. Although the adsorption peaks of PAD1 and TPAD2 were almost identical, the intensity for the N⁺(CH₃)₃ characteristic adsorption peak in 953 cm⁻¹ was different under the same cationic degree. The intensity in 953 cm⁻¹ of TPAD2 were slightly stronger than that of PAD1. According to our previous works, template assembly method could cause the change of the N⁺(CH₃)₃ characteristic adsorption peak in FTIR spectrum.^{31,32}

Similarly, the above phenomenon may be related to the different cationic sequence distribution in TPAD2 that was synthesized by the photocatalytic surface-initiated polymerization.³² The assumption will be further explored in the following parts.

3.2.2 ¹H NMR spectra. The ¹H NMR spectra analysis was performed to further study the copolymer structure. Fig. 3 depicts the ¹H NMR spectra of PAM, PAD1 and TPAD2. In the ¹H NMR spectrum of TPAD2, the asymmetric peaks at $\delta = 1.61$ and $\delta = 2.18$ ppm were attributed to the protons of -CH₂ (a₁) and -CH (b₁) groups. The characteristic peaks at $\delta = 4.53$, $\delta = 3.71$ and $\delta = 3.18$ ppm were attributed to protons of -O-CH₂ (c), -CH₂-N⁺ (d), and -N⁺-(CH₃)₃ (e), respectively.²⁹ The appeared adsorption peaks at $\delta = 4.01$ (f) and $\delta = 3.47$ (g) ppm were attributed to the H_c and H_d protons of copolymer.¹⁶ In addition, the spectra of PAD1 and TPAD2 showed slight chemical shift of at H_{a1} and H_{b1} protons compared with the spectrum of PAM at H_a and H_b protons. It was explained that the copolymerization

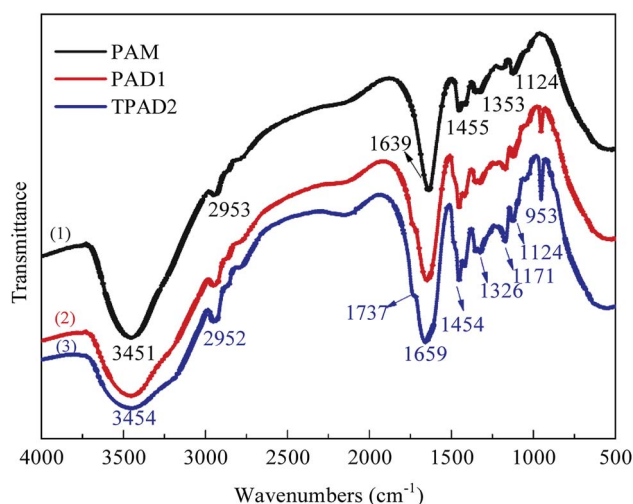
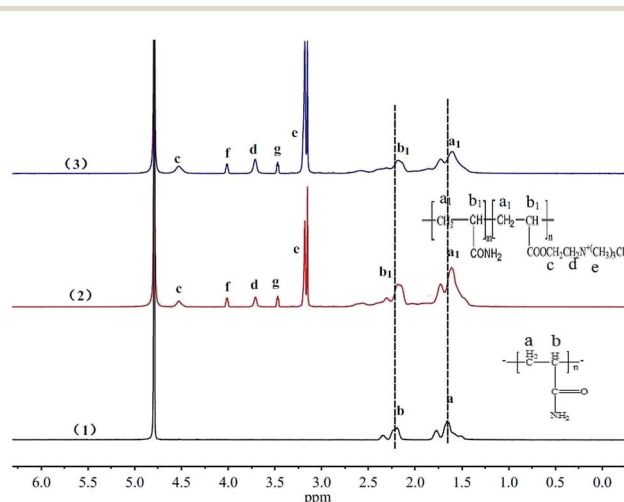


Fig. 2 FTIR spectra of (1) PAM, (2) PAD1, and (3) TPAD2.

Fig. 3 ¹H NMR spectra of (1) PAM, (2) PAD1, and (3) TPAD2.

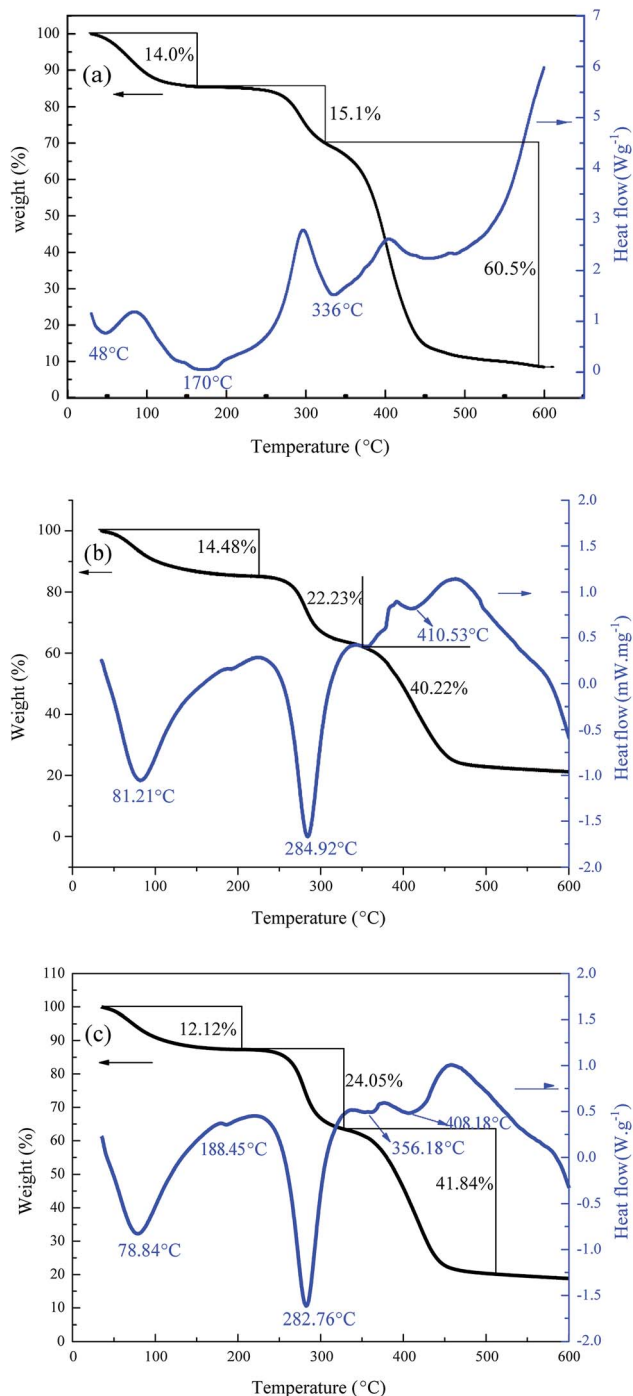


Fig. 4 TG/DSC analysis of (a) PAM, (b) PAD1, and (c) TPAD2.

of AM and DAC caused the chemical environmental change of the H_{a1} and H_{b1} protons.² These aforementioned new peaks and peak shift suggested that PAD1 and TPAD2 were successfully synthesized. Furthermore, in order to investigate the minor difference between PAD1 and TPAD2, the peak area of H_{a1} , H_{b1} , H_{d+g} in the spectra of PAD1 and TPAD2 was integrated. The peak area ratios of H_{a1} , H_{b1} , H_{d+g} in PAD1 and TPAD2 were 1 : 0.469 : 0.193 and 1 : 0.443 : 0.212. It was found that the ratio of H_{d+g} in TPAD2 was bigger than that in PAD1. The phenomenon was also because the TPAD2 had a different cationic

sequence distribution structure compared with PAD1 and hence the adsorption intensity (H_{d+g}) of cationic monomer DAC was improved.¹⁷

3.2.3 TG/DSC characterization. Fig. 4 shows the thermal stability of PAM, PAD1, and TPAD2. As shown in Fig. 4, the three polymers had three main weight loss stages. The first stage (32.67–163.33 °C, 14.0% for PAM; 39.25–208.81 °C, 14.48% for PAD1; 37.01–205.86 °C, 12.12% for TPAD2) was due to the loss of absorbed water. The second stage (163.33–323.67 °C, 15.1% for PAM; 208.81–345.60 °C, 22.23% for PAD1; 205.86–327.13 °C, 24.05% for TPAD2) was attributed to the imidization of amide groups and the thermal decomposition of methyl from quaternary ammonium.¹⁵ The final stage (323.67–592.67 °C, 60.5% for PAM; 345.60–534.50 °C, 40.22% for PAD1; 327.13–511.737 °C, 41.84% for TPAD2) was the thermal decomposition of the polymer backbone.³³ From DSC curve in Fig. 4(c), there was two slight endothermic peaks at 356.18 and 408.18 °C. However, there was only one endothermic peak at 410.53 °C in Fig. 4(b). The results indicated that TPAD2 had a two-phase structure. Based on previous work, it has reported that the change of copolymer sequence distribution could cause the change of thermal stability.³⁴ This could well interpret the above phenomenon. In conclusion, TG/DSC analysis indicated that PAD1 and TPAD2 had a good thermal stability and further demonstrated TPAD2 contained a distinctive sequence structure.

3.2.4 SEM analysis and physical properties of the copolymers. SEM images and calculated fractal dimension are illustrated in Fig. 5, which directly shows the surface morphology of PAD1, TPAD2 and TPAD4. Obviously, TPAD2 (Fig. 5(b)) and TPAD4 (Fig. 5(c)) had plenty of holes, uneven surface structure and huge surface area. But, PAD1 had a regular structure with smooth surface morphology. Previous study involving UV light can modify the polymer surface to increase the surface porosity and surface area.³⁵ In this study, PAD1 was also synthesized by UV initiation but the porous surface was not observed as shown in Fig. 5(a). This indicated that the porous structure of TPADs may attribute to nano-TiO₂. In the polymerization reaction, nano-TiO₂ particles were evenly distributed in mixed solution and then occupied a certain spatial position. After purification using excess acetone, most of TiO₂ particles were removed resulting in forming of the porous structure in TPADs surface. Therefore, nano-TiO₂ was not only the initiator of polymerization but also the sacrificing template.^{36,37} Moreover, Image-Pro Plus 6.0 software was used to calculate the fractal dimension which could be a proof for further investigating the surface morphology. The fractal dimensions of PAD1, TPAD2 and TPAD4 were 1.366, 1.937 and 2.208, respectively. The larger fractal dimension of TPAD2 and TPAD4 than PAD1 showed TPADs had a porous surface structure. In addition, the physical parameters of the microspheres were presented in Table S1.† Compared with PAD1, TPAD2 and TPAD4 had a larger specific surface that can improve the flocculation and dewatering performance of TPADs.³⁸ It also indirectly demonstrated the role of nano-TiO₂ photo catalysis on structural properties of copolymers.



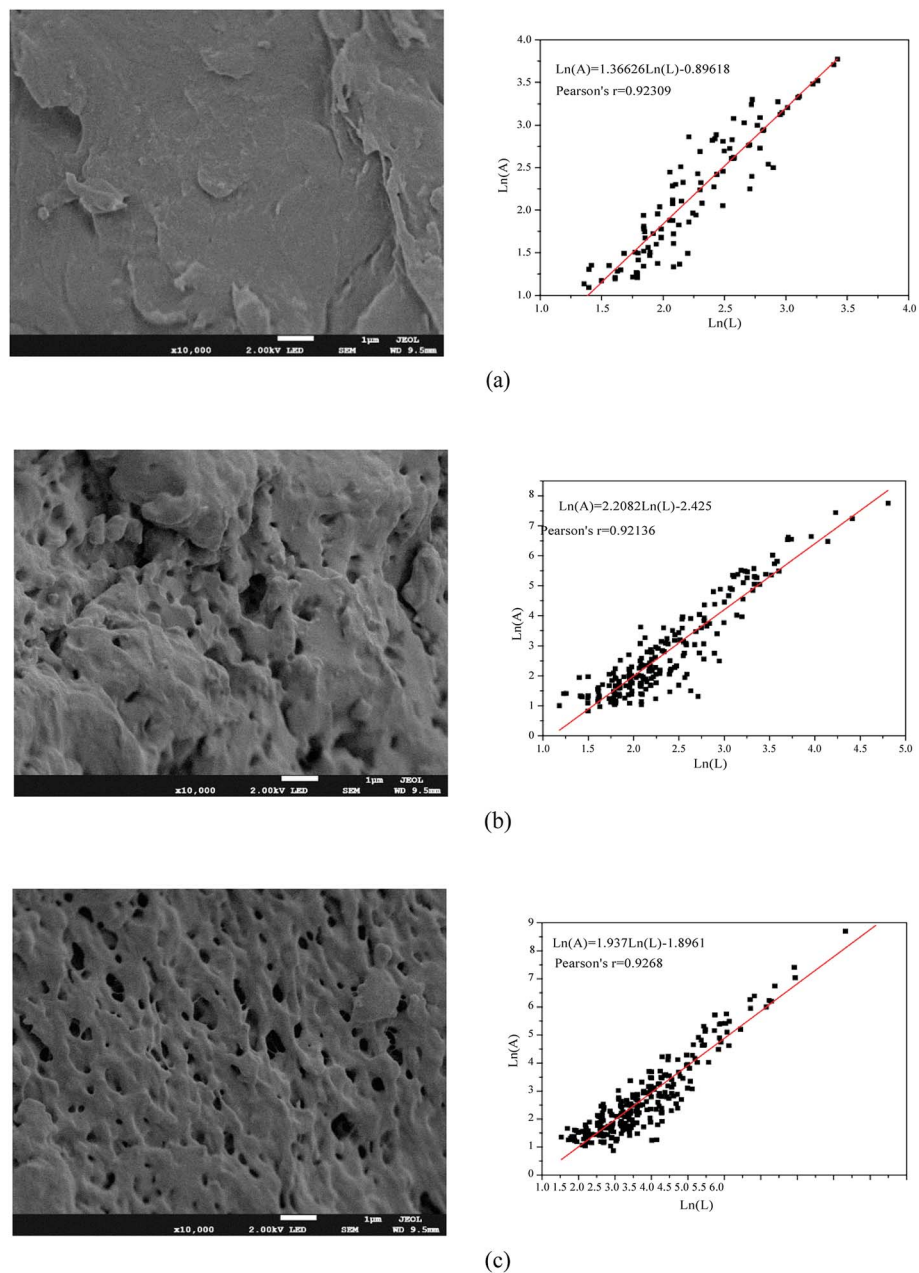


Fig. 5 SEM images of (a) PAD1, (b) TPAD2, and (c) TPAD4.

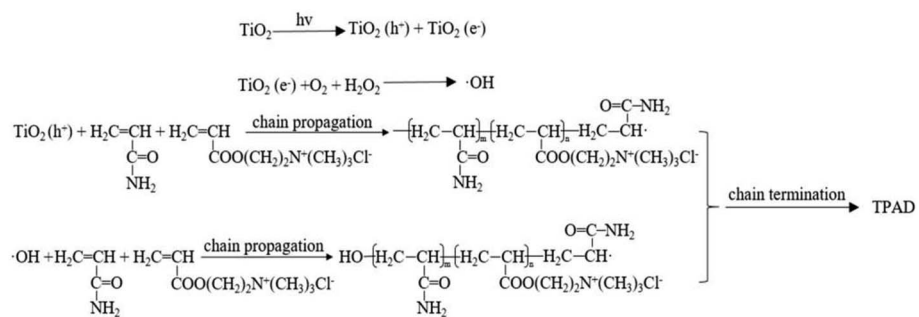


Fig. 6 The copolymerization mechanism schematic.



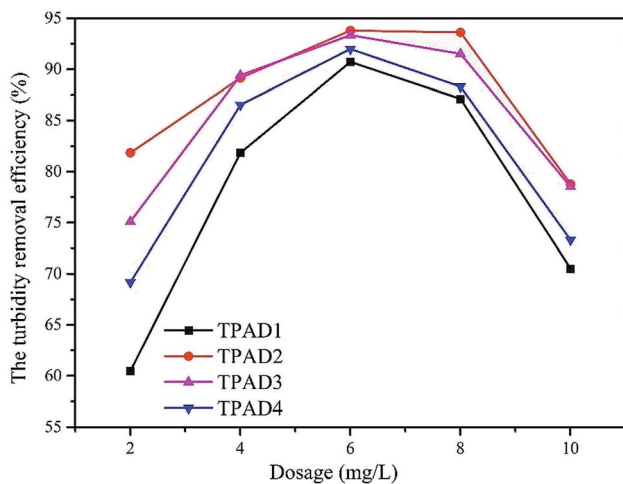


Fig. 7 Effect of flocculant category on the turbidity removal efficiency as a function of flocculant dosage.

3.3. Initiation mechanism in the copolymerization

As the initiation mechanism depicted in Fig. 6, the surface of nano-TiO₂ particles were excited by the 365 nm UV light to produce the conduction-band electron (e⁻) and the valence-band hole (h⁺).¹⁸ The valence-band hole could abstract a hydrogen atom from monomer AM and DAC generating macroradical (AM· or DAC·) that reacted with other monomer to proceed chain propagation.³⁹ In addition, according to Ni's report¹⁹ the system would produce hydroxyl radicals (OH·) that could also initiate monomer AM and DAC copolymerization by opening double band according with classic radical polymerization mechanisms.⁴⁰ Hence, the polymerization system existed two kinds of initiation mechanism as shown in Fig. 6.

3.4. Flocculation test

The above parts have mentioned that TPADs had a different cationic sequence distribution structure, extra-high intrinsic viscosity and prodigious surface area compared with PADs. In order to further investigate the flocculation performance, TPAD1–TPAD4, PAD1 (almost identical intrinsic viscosity with TPAD1) and CPAM (commercial cationic polyacrylamide) were selected for treating the micro-polluted lake water. The properties of these flocculants were listed in Table S1.† The turbidity removal efficiency (TRE), UV₂₅₄ and zeta potential were regarded as main indexes to investigate the influence of the dosage and pH for various flocculants.

3.4.1 The effect of flocculants category. Fig. 7 shows that the effect of dosage on TRE for TPAD1–TPAD4. In Fig. 7, the TRE of TPAD1–TPAD4 initially increased as increased dosage and then decreased when flocculants dosage was above 6 mg L⁻¹. The maximum of TRE for TPAD1–TPAD4 was 90.72%, 93.79%, 93.34%, and 91.98% at optimum dosage 6 mg L⁻¹, respectively. The optimum flocculation performance for the four flocculants was sorted as following: TPAD2 > TPAD3 > TPAD4 > TPAD1. The trend was proportional to [η] of copolymer. In this study, same DAC feed ratio of the four flocculants narrowed their gap about

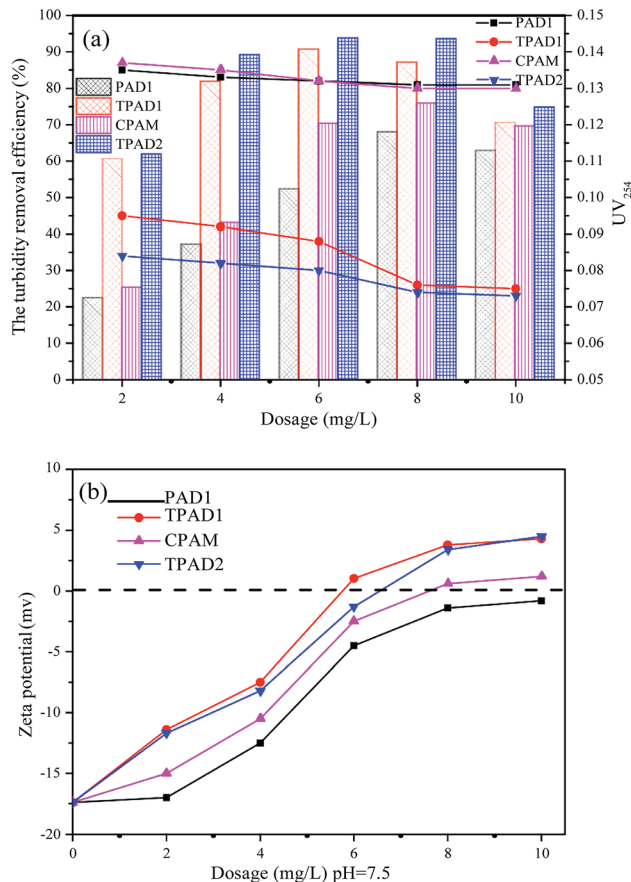


Fig. 8 The effect of dosage on (a) the turbidity removal efficiency and UV₂₅₄ and (b) zeta potential.

the charge neutralization effect on flocculation mechanism. Hence, [η] became a critical factor affecting the flocculation performance. Polymeric flocculants with relatively high [η] could expand and extend more chain conformation in water reducing the gap between flocculants and colloid particles. Therefore, flocculants with relatively higher [η] could be more likely to collide with colloid particles, and then enhanced the bridging effect to obtain better flocculation efficiency.^{41,42}

3.4.2 The effect of dosage. Fig. 8(a) shows the effect of flocculants dosage on the TRE and UV₂₅₄ for PAD1, TPAD1, CPAM and TPAD2. As shown in the histogram of Fig. 8(a), the TRE for the four flocculants initially increased with the increase of dosage, and then gradually decreased with further increase in dose after reached certain dosage (67.94% at dosage 8 mg L⁻¹, 75.87% at dosage 8 mg L⁻¹, 90.72% at dosage 6 mg L⁻¹, 93.79% at dosage 6 mg L⁻¹). This was consistent with the previous works by Liao and Yang^{4,43} who reported that flocculants were insufficient to occur charge neutralization and bridging effect effectively when flocculants dosage was low. However, excess dosage would cause the destabilization of flocs and cage effect, which restrained the growth of flocs then reduced flocculation efficiency. In addition, the optimum TRE for TPAD1 and TPAD2 was higher than CPAM and PAD1. Meanwhile, TPAD1 and TPAD2 had a lower optimum dosage than PAD1 and CPAM.



The effect of flocculants dosage on UV_{254} is shown in the line chart of Fig. 8(a). For CPAM and PAD1, the UV_{254} was almost unchanged at about 0.13, but the UV_{254} gradually decreased with the increase of TPAD1 and TPAD2 dosage and then approached a plateau at about 0.06. And the formed floc after TPAD2 flocculation was large and compact, whereas the formed floc of CPAM was tiny and loose as shown in Fig. S1.† These results indicated that the properties of TPADs including the different cationic sequence distribution structure, extra-high intrinsic viscosity and great surface area were conducive to improve flocculation performance.¹⁷ On one hand, the porous structure and huge surface area of TPADs were good for enhancing the bridging effect by increasing the probability of collision between flocculants and colloidal particles.²⁷ On the other hand, the relatively high $[\eta]$ for TPAD1 and TPAD2 could also enhance the bridging effect then could improve flocculation efficiency.

In order to further explain the above mentioned phenomenon, the supernatant zeta potentials were measured. As shown in Fig. 8(b), with the increase of dosage, the zeta potentials gradually increased from negative to positive for the three flocculants except for PAD1 (-0.8 mV at 10 mg L⁻¹). In addition, the zeta potentials for TPAD1 and TPAD2 were higher than that

for PAD1 and CPAM at the same dosage. The results demonstrated that the charge neutralization effect played a critical role in flocculation and TPAD1–2 had stronger charge neutralization ability and then could obtain better flocculation performance than PAD1 and CPAM.⁴⁴ Moreover, the zeta potential for PAD1, CPAM, TPAD1 and TPAD2 at optimum dosage was -1.4 , 0.6 , 1.03 , -1.3 mV, respectively. The negative zeta potential for PAD1 and TPAD2 at optimum dosage indicated that the bridging effect had a non-ignorable effect on flocculation in addition to the charge neutralization.⁴⁵ In conclusion, the flocculation experiment revealed that the synthesized flocculants (TPAD1 and TPAD2) by the photocatalytic surface initiation polymerization had higher charge neutralization ability and were superior to the flocculants (PAD1 and CPAM) in the removal of turbidity and UV_{254} .

3.4.3 The effect of pH. In the flocculation process, pH was also a very important parameter to affect flocculation performance. Fig. 9 shows the flocculation ability and the change of supernatant zeta potential in the pH range of 3.0–11.0. As shown in Fig. 9(a), with the increased pH from 3.0 to 9.0, the TRE and UV_{254} after adding TPAD2 had slight changes (from 95.2% to 89.28%; from 0.067 to 0.075). However, CPAM showed poor flocculation performance (TRE < 76%, UV_{254} > 0.11) when pH value was greater than 7.0. This indicated that TPAD2 was more independent on the pH than CPAM. In addition, the flocculation performance of the two flocculants gradually decreased with the increase of pH in an alkaline environment.

As shown in Fig. 9(b), the zeta potential of the raw water continually decreased from -8.78 to -21.5 mV with the increased pH value from 3.0 to 11.0. When the pH value below 5.0 or above 8.0, the zeta potential after flocculation with TPAD2 and CPAM presented excess positive or negative charge. This indicated that charge neutralization was not main flocculation mechanism under strong acid or strong alkaline environment due to excess positive charge or negative charge of raw water causing strong electrostatic repulsion between flocculants and colloidal particles.⁴⁶ Therefore, TPAD2 with higher $[\eta]$ had better flocculation performance by the adsorption bridge and sweep flocculation than CPAM at pH below 5.0 or above 8.0. Moreover, the surface porosity of TPAD2 was also beneficial for the bridging effect by increasing the probability of collision between flocculants and colloidal particles. When pH increased from 5.0 to 8.0, the zeta potential after flocculation with TPAD2 was slightly higher than CPAM. The result demonstrated that TPAD2 was more efficient for the charge neutralization effect than CPAM and thus flocculation performance of TPAD2 was superior to CPAM at pH = 5.0–8.0.^{34,47}

3.5. Dewatering test

Considering that cationic polymeric flocculant is widely applicable on sludge dewatering.⁴⁸ In this study, the dewatering abilities of PAD1 and TPAD1 (similar intrinsic viscosity for PAD1 and TPAD1) were compared taking ST, FCMC, SRF, zeta potential and flocs size as the main evaluation index. The effects of dosage and initial sludge pH were studied on the dewatering experiment.

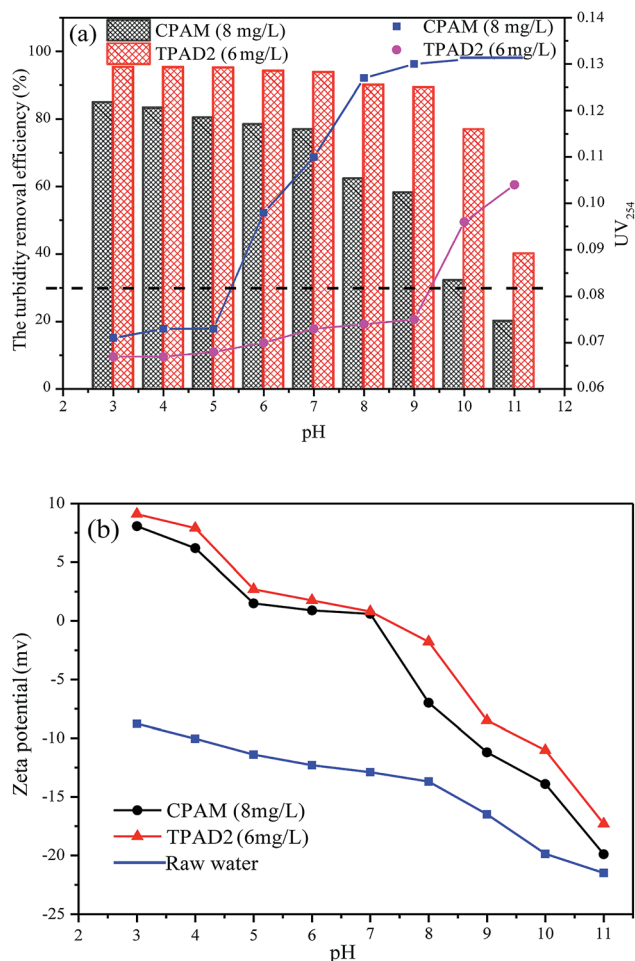


Fig. 9 The effect of pH on (a) the turbidity removal efficiency and UV_{254} , and (b) zeta potential.



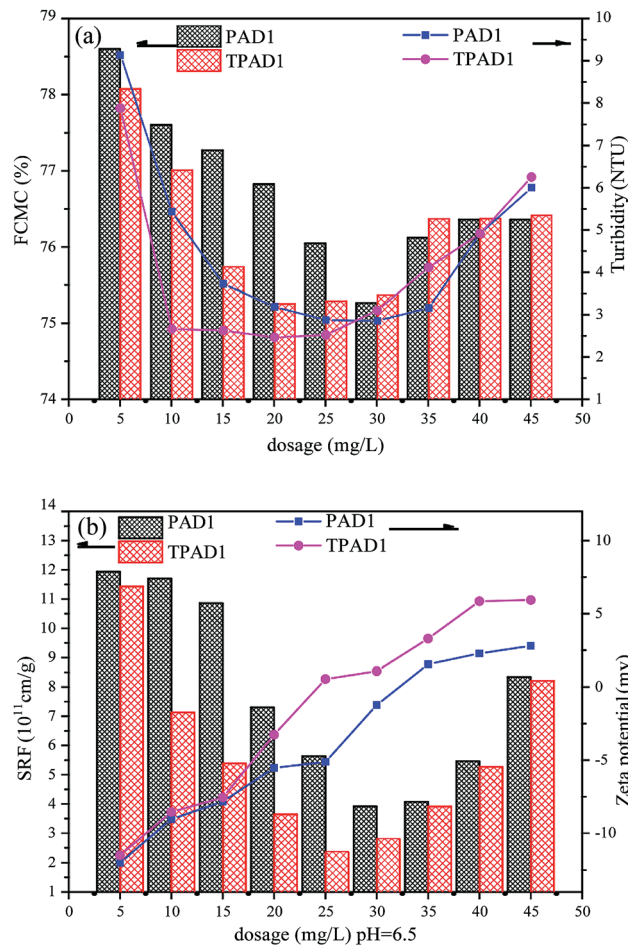


Fig. 10 The effect of dosage on (a) FCMC and turbidity, (b) SRF and zeta potential.

3.5.1 The effect of dosage. Fig. 10 shows the effect of dosage on FCMC, ST, SRF and zeta potential. The two flocculants presented similar trend as shown in Fig. 10. FCMC, ST and SRF all gradually decreased to minimum at the beginning, and then increased slowly. Consideration that almost identical intrinsic viscosity of the two flocculants diminished the difference in other dewatering mechanism such as the bridging and sweep effect. In this study, the charge neutralization effect of the two flocculants in dewatering process was investigated. Based on previous work, the change of zeta potential can well evaluate the dewatering mechanism especially the charge neutralization effect.⁴⁹ The zeta potential was measured to explain above dewatering performance. In Fig. 10(b), the zeta potential shifted from the negative charge (-14.06 mV at dosage 0 mg L^{-1}) to the positive charge (2.8 mV for PAD1 and 5.93 mV for TPAD1 at dosage 45 mg L^{-1}) with the increase of flocculants dosage. At insufficient flocculants dose, it was difficult to neutralize the excess negative charge of particles surface. With excess addition of the flocculants, sludge flocs would restabilize due to excess positive charge resulting in the electrostatic repulsion and steric hindrance among primary flocs.^{4,50} Therefore, low dosage or excess flocculants was not conducive to

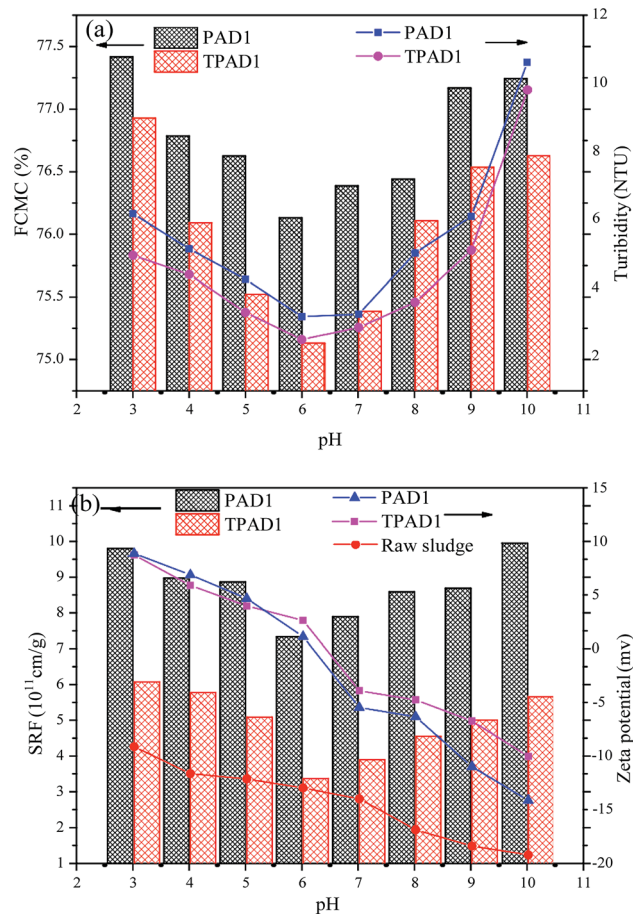


Fig. 11 The effect of pH on (a) FCMC and turbidity, (b) SRF and zeta potential.

sludge dewatering. In addition, the dewatering efficiency for PAD1 (75.26% for FCMC, 2.84 NTU for ST, and 3.92×10^{11} cm g^{-1} for SRF at dosage 30 mg L^{-1}) was inferior to TPAD1 (75.24% for FCMC, 2.45 NTU for ST at dosage 20 mg L^{-1} and 2.35×10^{11} cm g^{-1} for SRF at dosage 25 mg L^{-1}). The result showed that the optimum dosage of TPAD1 was lower than PAD1. The porous structure and huge surface area of TPAD1 could effectively adsorb sludge particles and enhanced the bridging effect, thereby improving the dewatering effect.

3.5.2 The effect of pH. As reported previously, pH is a critical factor for the sludge dewatering efficiency.⁵¹ Fig. 11 shows the effect of pH on FCMC, ST and SRF fixed flocculants dosage at 20 mg L^{-1} . The FCMC, ST and SRF of the two flocculants gradually decreased when the pH changed from 3.0 to 6.0 and reached a minimum at $pH = 6.0$, whereas dewatering performance continually deteriorated with the pH increased from 6.0 to 10.0 . The result was consistent with Wang's report.⁴⁹ Excessive acid or alkali environment went against the dewatering performance. The zeta potential was measured to further explain above phenomenon. In Fig. 11(b), when the pH changed from 3.0 to 10.0 , the zeta potential of raw sludge rapidly decreased from -9.2 mV to -19.25 mV and the supernatant zeta potential continually descended from 8.8 mV to -14.2 mV (after



treatment with PAD1), from 8.6 mV to -10.1 mV (after treatment with TPAD1). Under strong acid ($\text{pH} = 3.0, 4.0$), excess positive charge (H^+) enclosed in colloidal particles, which increased the electrostatic repulsion between colloidal particles and cationic polymer, resulting in too high zeta potential (above 5.8 mV) and the weak charge neutralization effect. Under strong alkali ($\text{pH} = 9.0, 10.0$), excess negative charge (OH^-) consumed some of cationic flocculants, then caused too low zeta potential (below -6.8 mV) and weakened the charge neutralization effect. When pH was near 6.0, the zeta potential was close to the isoelectric point. This indicated that the charge neutralization effectively occurred in dewatering process and then the surface charge of colloidal particles went down to zero. Hence, the optimum pH value is 6.0–7.0.

3.5.3 Sludge floc properties. The size of sludge floc is closely related to the dewatering performance. Generally, small sludge floc is more likely to block the filter holes resulting in the increase of filtration resistance, thus increasing the subsequent processing cost. On the contrary, larger floc is easier to settle and dewatering, which can directly reflect the dewatering efficiency of flocculants.⁵² In order to further investigate the dewatering behavior, the size distribution and morphology of sludge flocs are shown in Fig. S2.† The flocculants dose was 30 mg L^{-1} of PAD1, 20 mg L^{-1} of TPAD1 and the pH was adjusted to 6.0. As shown in Fig. S2,† the floc size was $d_{50} = 742.464 \mu\text{m}$ of PAD1 and $d_{50} = 1004.051 \mu\text{m}$ of TPAD1. The result indicated that TPAD1 with excellent dewatering efficiency presented larger floc size, which was in accordance with the above experimental phenomenon. In addition, Fig. S2† shows the floc morphology after treatment with PAD1 and TPAD1 conditioning. Obviously, the formed sludge flocs of TPAD1 were dense and strong granules, which had fast sedimentation velocity and high resistance for the elevated hydraulic shear force.⁵³ However, the morphology of sludge flocs after treatment with PAD1 was loose and fragile granules. The results further proved that the synthesized flocculants by the photocatalytic surface initiation method showed superior dewatering performance compared with PAD1 and CPAM.

4. Conclusion

In this study, cationic polymeric flocculants (TPADs) were synthesized by photocatalytic surface initiation using TiO_2 as an initiator. The successful copolymerization was confirmed by characterization analysis such as FTIR, $^1\text{H NMR}$ and TG/DSC. Results indicated that the TPADs had a distinct cationic sequence distribution, porous surface morphology and prodigious surface area. Two types of initiation mechanism in polymerization were outlined and the study of the flocculants' properties confirmed that TPADs had extra-high intrinsic viscosity. The flocculation test showed that TPADs exhibited excellent low turbidity and UV_{254} removal efficiency in a wide range of pH ($\text{pH} 3.0\text{--}9.0$). When the dosage of TPAD2 was 6 mg L^{-1} , the best flocculation performance (93.79% of TRE and 0.08 of UV_{254}) was acquired. A dewatering test demonstrated that the optimum dewatering performance by TPAD1 was 2.45 NTU of ST and 75.24% of FCMC at a dosage of 20 mg L^{-1} , and

$2.35 \times 10^{11} \text{ cm g}^{-1}$ of SRF at a dosage of 25 mg L^{-1} . Besides, the sludge flocs of TPAD1 showed a compact morphology and larger size, which further confirmed that TPAD1 had a superior dewatering ability to PAD1. The excellent flocculation/dewatering performance should be attributed to the combination of the photocatalytic surface-initiated method with the synthesis of cationic polymeric flocculant.

Conflicts of interest

There are no conflicts to declare.

Abbreviations

AM	Acrylamide
DAC	Acryloyloxyethyl trimethylammonium chloride
CPAMs	Cationic polyacrylamides
TPADs (TPAD1–6)	Synthesized cationic polymeric flocculants by photocatalytic surface-initiated polymerization using TiO_2 as initiator
PADs (PAD1–3)	Synthesized cationic polymeric flocculants by UV-initiated method using VA-044 as photo initiator
CPAM	Commercial cationic polyacrylamide
FTIR	Fourier transform infrared spectroscopy
$^1\text{H NMR}$ spectrum	Proton nuclear magnetic resonance
TG/DSC	Thermal analysis
SEM	Scanning electron microscopy
VA-044	2,2'-Azobis [2-(2-imidazolin-2-yl) propane] dihydrochloride
UV	Ultraviolet
TRE	Turbidity removal efficiency
ST	Supernatant turbidity
FCMC	Filter cake moisture content
SRF	Specific resistance to filtration
UV_{254}	Absorbance in 254 nm by ultraviolet spectrometry

Acknowledgements

This work was supported by the National Natural Science Foundation of China (Project No. 21477010), 111 Project (Project No. B13041) and Graduate Research and Innovation Foundation of Chongqing, China (Project No. CYB18041).

References

- Z. Z. Liu, H. Wei, A. M. Li and H. Yang, Evaluation of structural effects on the flocculation performance of a co-graft starch-based flocculant., *Water Res.*, 2017, **118**, 160–166.
- C. L. Zhao, H. L. Zheng, L. Feng, Y. L. Wang, Y. Z. Liu, B. Z. Liu and B. Djibrine, Improvement of sludge dewaterability by ultrasound-initiated cationic



- polyacrylamide with microblock structure: The role of surface-active monomers, *Materials*, 2017, **10**, 282.
- 3 H. L. Zheng, L. Feng, B. Y. Gao, Y. H. Zhou and S. S. Zhang, Effect of the cationic block structure on the characteristics of sludge flocs formed by charge neutralization and patching, *Materials*, 2017, 487.
 - 4 Y. Liao, H. L. Zheng, Q. Li, Y. J. Sun, D. Li and W. W. Xue, UV-initiated polymerization of hydrophobically associating cationic polyacrylamide modified by a surface-active monomer: a comparative study of synthesis, characterization, and sludge dewatering performance, *Ind. Eng. Chem. Res.*, 2014, **53**, 11193–11203.
 - 5 X. Huang, B. Y. Gao, H. Y. Rong, Q. Y. Yue, Y. Y. Zhang and P. Y. Teng, Effect of using polydimethyldiallylammonium chloride as coagulation aid on polytitanium salt coagulation performance, floc properties and sludge reuse, *Sep. Purif. Technol.*, 2015, **143**, 64–71.
 - 6 R. H. Li, B. Y. Gao, K. Y. Guo, Q. Y. Yue, H. L. Zheng and Y. Wang, Effects of papermaking sludge-based polymer on coagulation behavior in the disperse and reactive dyes wastewater treatment, *Bioresour. Technol.*, 2017, **240**, 59–67.
 - 7 D. H. Yoon, J. W. Jang and I. W. Cheong, Synthesis of cationic polyacrylamide/silica nanocomposites from inverse emulsion polymerization and their flocculation property for papermaking, *Colloids Surf., A*, 2012, **411**, 18–23.
 - 8 L. Lévesque, C. A. Mizzen, D. R. McLachlan and P. E. Fraser, Ligand specific effects on aluminum incorporation and toxicity in neurons and astrocytes., *Brain Res.*, 2000, **877**, 191–202.
 - 9 L. H. Lu, Z. D. Pan, H. Nan and W. Q. Peng, A novel acrylamide-free flocculant and its application for sludge dewatering, *Water Res.*, 2014, **57**, 304–312.
 - 10 R. Yang, H. J. Li, M. Huang, H. Yang and A. M. Li, A review on chitosan-based flocculants and their applications in water treatment, *Water Res.*, 2016, **95**, 59–89.
 - 11 Y. Bao, J. Z. Ma and N. Li, Synthesis and swelling behaviors of sodium carboxymethyl cellulose-g-poly(AA-co-AM-co-AMPS)/MMT superabsorbent hydrogel, *Carbohydr. Polym.*, 2011, **84**, 76–82.
 - 12 C. J. Zou, T. Gu, P. F. Xiao, T. T. Ge, M. Wang and K. Wang, Experimental study of cucurbit[7]uril derivatives modified acrylamide polymer for enhanced oil recovery, *Ind. Eng. Chem. Res.*, 2014, **53**, 7570–7578.
 - 13 X. Jiang, Y. Y. Yin, C. Y. Wang and X. Z. Tian, Decolorization of anionic dye solutions using the hydrophobically modified polyelectrolytes containing beta-cyclodextrin moieties, *Chem. Eng. J.*, 2014, **253**, 183–189.
 - 14 C. L. Zhao, H. L. Zheng, B. Y. Gao, Y. Z. Liu, J. Zhai, S. X. Zhang and B. C. Xu, Ultrasound-initiated synthesis of cationic polyacrylamide for oily wastewater treatment: Enhanced interaction between the flocculant and contaminants, *Ultrason. Sonochem.*, 2018, **42**, 31–41.
 - 15 Y. J. Sun, C. Y. Zhu, W. Q. Sun, Y. H. Xu, X. F. Xiao, H. L. Zheng, H. F. Wu and C. Y. Liu, Plasma-initiated polymerization of chitosan-based CS-g-P(AM-DMDAAC) flocculant for the enhanced flocculation of low-algal-turbidity water, *Carbohydr. Polym.*, 2017, **164**, 222–232.
 - 16 Y. H. Zhou, H. L. Zheng, B. Y. Gao, Y. P. Gu, X. Li, B. Z. Liu and A. M. Jiménez, Waste activated sludge (WAS) dewatering properties of an original hydrophobically modified polyacrylamide containing a cationic microblock structure, *RSC Adv.*, 2017, **7**, 28733–28745.
 - 17 X. Li, H. L. Zheng, B. Y. Gao, Y. J. Sun, B. Z. Liu and C. L. Zhao, UV-initiated template copolymerization of AM and MAPTAC: Microblock structure, copolymerization mechanism, and flocculation performance, *Chemosphere*, 2017, **167**, 71–81.
 - 18 X. Wang, Q. P. Lu, X. F. Wang, J. B. Joo, M. Dahl, B. Liu, C. B. Gao and Y. D. Yin, Photocatalytic surface-initiated polymerization on TiO₂ toward well defined composite nanostructures, *ACS Appl. Mater. Interfaces*, 2016, **8**, 538–546.
 - 19 X. Y. Ni, J. Ye and C. Dong, Kinetics studies of methyl methacrylate photopolymerization initiated by titanium dioxide semiconductor nanoparticles, *J. Photochem. Photobiol., A*, 2006, **181**, 19–27.
 - 20 D. Zhang, J. H. Yang, S. Bao, Q. S. Wu and Q. G. Wang, Semiconductor nanoparticle-based hydrogels prepared via self-initiated polymerization under sunlight, even visible light, *Sci. Rep.*, 2013, **3**, 1399.
 - 21 H. L. Zheng, J. Y. Ma, C. J. Zhu, Z. Zhang, L. W. Liu, Y. J. Sun and X. M. Tang, Synthesis of anion polyacrylamide under UV initiation and its application in removing dioctyl phthalate from water through flocculation process, *Sep. Purif. Technol.*, 2014, **123**, 35–44.
 - 22 C. Becker-Willinger, S. Schmitz-Stoewe, D. Bentz and M. Veith, in *Kinetic investigations on TiO₂ nanoparticles as photo initiators for UV-polymerization in acrylic matrix*, ed. M. A. Maher, J. C. Chiao and P. J. Resnick, San Francisco, 2010, p. 7590.
 - 23 C. N. Liao, Q. Wu, T. Su, D. Zhang, Q. S. Wu and Q. G. Wang, Nanocomposite gels via in situ photoinitiation and disassembly of TiO₂-clay composites with polymers applied as UV protective films, *ACS Appl. Mater. Interfaces*, 2014, **6**, 1356–1360.
 - 24 H. Kong, J. Song and J. Jang, Photocatalytic antibacterial capabilities of TiO₂-biocidal polymer nanocomposites synthesized by a surface-initiated photopolymerization, *Environ. Sci. Technol.*, 2010, **44**, 5672–5676.
 - 25 X. X. Wang, X. M. Song, M. Lin, H. T. Wang, Y. L. Zhao, W. Zhong and Q. G. Du, Surface initiated graft polymerization from carbon-doped TiO₂ nanoparticles under sunlight illumination, *Polymer*, 2007, **48**, 5834–5838.
 - 26 D. Ding, K. Liu, S. He, C. Gao and Y. Yin, Ligand-exchange assisted formation of Au/TiO₂ schottky contact for visible-light photocatalysis, *Nano Lett.*, 2014, **14**, 6731.
 - 27 H. L. Zheng, Y. J. Sun, J. S. Guo, F. T. Li, W. Fan, Y. Liao and Q. Q. Guan, Characterization and evaluation of dewatering properties of PADB, a highly efficient cationic flocculant, *Ind. Eng. Chem. Res.*, 2014, **53**, 2572–2582.
 - 28 Y. X. Zhao, B. Y. Gao, G. Z. Zhang and Q. B. Qi, Coagulation and sludge recovery using titanium tetrachloride as coagulant for real water treatment: A comparison against traditional aluminum and iron salts, *Sep. Purif. Technol.*, 2014, **130**, 19–27.



- 29 X. Li, H. L. Zheng, B. Y. Gao, C. Zhao and Y. J. Sun, UV-initiated polymerization of acid- and alkali-resistant cationic flocculant P(AM-MAPTAC): Synthesis, characterization, and application in sludge dewatering, *Sep. Purif. Technol.*, 2017, **187**, 244–254.
- 30 H. L. Zheng, Y. J. Sun, C. J. Zhu, J. S. Guo, C. Zhao, Y. Liao and Q. Q. Guan, UV-initiated polymerization of hydrophobically associating cationic flocculants: Synthesis, characterization, and dewatering properties, *Chem. Eng. J.*, 2013, **234**, 318–326.
- 31 Q. Q. Guan, H. L. Zheng, J. Zhai, B. Z. Liu, Y. J. Sun, Y. L. Wang, Z. N. Xu and C. Zhao, Preparation, characterization, and flocculation performance of P(acrylamide-co-diallyldimethylammonium chloride) by UV-initiated template polymerization, *J. Appl. Polym. Sci.*, 2015, **132**, 41747.
- 32 B. Z. Liu, H. L. Zheng, X. R. Deng, B. C. Xu, Y. J. Sun, Y. Z. Liu and J. J. Liang, Formation of cationic hydrophobic micro-blocks in P(AM-DMC) by template assembly: characterization and application in sludge dewatering, *RSC Adv.*, 2017, **7**, 6114–6122.
- 33 P. Pal, J. P. Pandey and G. Sen, Synthesis of polyacrylamide grafted polyvinyl pyrrolidone (PVP-g-PAM) and study of its application in algal biomass harvesting, *Ecol. Eng.*, 2017, **100**, 19–27.
- 34 W. Chen, H. L. Zheng, Q. Q. Guan, H. K. Teng, C. L. Zhao and C. Zhao, Fabricating a Flocculant with Controllable Cationic Microblock Structure: Characterization and Sludge Conditioning Behavior Evaluation, *Ind. Eng. Chem. Res.*, 2016, **55**, 2892–2902.
- 35 B. Kordoghli, R. Khiari, M. F. Mhenni, F. Sakli and M. N. Belgacem, Sulfonation of polyester fabrics by gaseous sulfur oxide activated by UV irradiation, *Appl. Surf. Sci.*, 2012, **258**, 9737–9741.
- 36 Z. Xiao, J. B. Zhu, W. W. Cai, M. L. Xiao, L. Liang, C. P. Liu and X. Wei, Pt-Pb hollow sphere networks: self-sacrifice-templating method and enhanced activity for formic acid electrooxidation, *RSC Adv.*, 2013, **3**, 1763–1767.
- 37 P. Wu, N. Du, H. Zhang, C. Zhai and D. Yang, Self-Templating Synthesis of SnO₂-Carbon Hybrid Hollow Spheres for Superior Reversible Lithium Ion Storage, *ACS Appl. Mater. Interfaces*, 2011, **3**, 1946–1952.
- 38 C. Liu, L. Wang, Y. Tang, S. Luo, Y. Liu, S. Zhang, Y. Zeng and Y. Xu, Vertical single or few-layer MoS₂ nanosheets rooting into TiO₂ nanofibers for highly efficient photocatalytic hydrogen evolution, *Appl. Catal., B*, 2015, **164**, 1–9.
- 39 C. Dong and X. Y. Ni, The photopolymerization and characterization of methyl methacrylate initiated by nanosized titanium dioxide, *J. Macromol. Sci., Part A: Pure Appl. Chem.*, 2004, **A41**, 547–563.
- 40 D. Trimnell, G. F. Fanta and J. H. Salch, Graft polymerization of methyl acrylate onto granular starch: Comparison of the Fe⁺²/H₂O₂ and ceric initiating systems, *J. Appl. Polym. Sci.*, 2015, **60**, 285–292.
- 41 W. Brostow, S. Pal and R. P. Singh, A model of flocculation, *Mater. Lett.*, 2007, **61**, 4381–4384.
- 42 P. Pal, J. P. Pandey and G. Sen, Modified PVP based hydrogel: Synthesis, characterization and application in selective abstraction of metal ions from water, *Mater. Chem. Phys.*, 2017, **194**, 261–273.
- 43 Z. Yang, H. Yang, Z. W. Jiang, T. Cai, H. J. Li, H. B. Li, A. M. Li and R. S. Cheng, Flocculation of both anionic and cationic dyes in aqueous solutions by the amphoteric grafting flocculant carboxymethyl chitosan-graft-polyacrylamide, *J. Hazard. Mater.*, 2013, **254–255**, 36.
- 44 X. Li, H. L. Zheng, B. Y. Gao, Y. J. Sun, X. M. Tang and B. C. Xu, Optimized preparation of micro-block CPAM by response surface methodology and evaluation of dewatering performance, *RSC Adv.*, 2017, **7**, 208–217.
- 45 X. Lu, Y. H. Xu, W. Q. Sun, Y. J. Sun and H. L. Zheng, UV-initiated synthesis of a novel chitosan-based flocculant with high flocculation efficiency for algal removal, *Sci. Total Environ.*, 2017, **609**, 410–418.
- 46 J. Y. Ma, J. Shi, H. C. Ding, G. C. Zhu, K. Fu and X. Fu, Synthesis of cationic polyacrylamide by low-pressure UV initiation for turbidity water flocculation, *Chem. Eng. J.*, 2017, **312**, 20–29.
- 47 Z. A. Zhang, H. L. Zheng, F. Huang, X. Li, S. Y. He and C. Zhao, Template Polymerization of a Novel Cationic Polyacrylamide: Sequence Distribution, Characterization, and Flocculation Performance, *Ind. Eng. Chem. Res.*, 2016, **55**, 9819–9828.
- 48 J. C. Wei, B. Y. Gao, Q. Y. Yue and Y. Wang, Strength and regrowth properties of polyferric-polymer dual-coagulant flocs in surface water treatment, *J. Hazard. Mater.*, 2010, **175**, 949–954.
- 49 W. Y. Wang, Q. Y. Yue, R. H. Li, W. Song, B. Y. Gao and X. Shen, Investigating coagulation behavior of chitosan with different Al species dual-coagulants in dye wastewater treatment, *J. Taiwan Inst. Chem. Eng.*, 2017, **78**, 423–430.
- 50 L. Feng, H. L. Zheng, Y. L. Wang, S. X. Zhang and B. C. Xu, Ultrasonic-template technology inducing and regulating cationic microblocks in CPAM: characterization, mechanism and sludge flocculation performance, *RSC Adv.*, 2017, **7**, 23444–23456.
- 51 H. L. Peng, S. X. Zhong, J. X. Xiang, Q. T. Lin, C. Yao, J. H. Dong, G. C. Yin, K. Yao, S. Y. Zeng and J. Zhong, Characterization and secondary sludge dewatering performance of a novel combined aluminum-ferrous-starch flocculant (CAFS), *Chem. Eng. Sci.*, 2017, **173**, 335–345.
- 52 Y. Q. Zhao, Settling behaviour of polymer flocculated water-treatment sludge II: effects of floc structure and floc packing, *Sep. Purif. Technol.*, 2004, **35**, 175–183.
- 53 J. Y. Ma, J. Shi, L. Ding, H. W. Zhang, S. Zhou, Q. J. Wang, X. Fu, L. Y. Jiang and K. Fu, Removal of emulsified oil from water using hydrophobic modified cationic polyacrylamide flocculants synthesized from low-pressure UV initiation, *Sep. Purif. Technol.*, 2018, **197**, 407–417.

