

Cite this: *RSC Adv.*, 2018, 8, 33968

Transition metal/Brønsted acid cooperative catalysis enabled facile synthesis of 8-hydroxyquinolines through one-pot reactions of *ortho*-aminophenol, aldehydes and alkynes†

Shuyan Yu,^{ID}* Jingxin Wu, Hongbing Lan, Hanwen Xu, Xiaofei Shi, Xuewen Zhu* and Zhigang Yin*Received 29th August 2018
Accepted 24th September 2018

DOI: 10.1039/c8ra07212d

rsc.li/rsc-advances

A convenient and straightforward three-component one-pot strategy has been developed for the synthesis of 8-hydroxyquinoline derivatives. Under the cooperative catalysis of silver(I) triflate and trifluoroacetic acid, *ortho*-aminophenol reacted with a range of aldehydes and alkynes under mild reactions, affording the corresponding 8-hydroxyquinoline derivatives with good to excellent yields. These transformations exhibited exceptional substrate generality and functional group compatibility.

Introduction

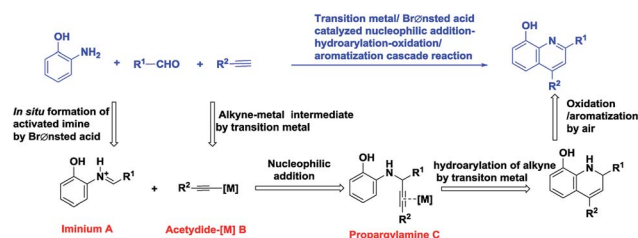
As a privileged scaffold, 8-hydroxyquinoline has been found in many natural products and drug candidates with remarkable biological and pharmaceutical activities.^{1–9} Moreover, 8-hydroxyquinolines have been gaining attention in metallocene complex catalyzed transformations, in which they are utilized as effective multidentate ligands.^{10–21} In view of the remarkable importance of this class of heterocyclic compounds, the field of 8-hydroxyquinoline synthesis is continuously gaining attention. Although 8-hydroxyquinolines could be prepared by hydrolysis of 8-haloquinolines²² or 8-aminoquinolines,²³ the latter two quinolone derivatives were not easily accessible. The classical Skraup's procedure for quinoline derivatives suffered from harsh reaction conditions and poor yields.^{24–26} The Friedlander reaction was limited due to the instability of 2-amino-benzaldehyde, which is mostly *in situ* generated by reduction of 2-nitrobenzaldehyde derivatives.^{27,28} In the last 20 years, transition-metal or Brønsted-acid catalysis toward quinoline derivatives have been extensively studied.^{29–36} What's confusing is that 8-hydroxyquinolines were rarely involved in these reports.^{37–40} Considering the importance in pharmacology and functional materials chemistry, the development of more facile and economic synthetic approached for 8-hydroxyquinolines is highly desirable.

Initially 8-hydroxyquinoline was envisioned to arise from hydroarylation-cyclization of propargylamine **C** followed by oxidation/aromatization, which might to be formed through

nucleophilic addition of acetylide-[M] **B** to iminium **A**. That is, under the cooperative catalysis of transition metal and Brønsted-acid, 8-hydroxyquinoline might be efficiently generated through one-pot reaction of *ortho*-aminophenol, aldehyde and alkyne (Scheme 1). Suitable catalyst match was considered to be crucial for this transformation.

Results and discussion

To establish proof of concept, we carried out the reaction of *ortho*-aminophenol **1**, benzaldehyde **2a** and phenylacetylene **3a** as the archetypal. Our study began with the evaluation of different metal catalyst in the presence of one equivalent of TFA (Table 1, entry 1–6). We were pleased to find that the reaction with AgOTf as alkyne-philic catalyst could generate the desired 8-hydroxyquinoline compound **4a** in 72% yield with benzylamine **5a** as the byproduct⁴¹ (entry 1). Other Brønsted acid were also examined (entry 7–9). Suitable strength of acidity proved to be crucial for the multicomponent transformation. TFA seemed to be the best. Control experiments indicated the necessity of the both catalysts. Without the participation of TFA, no product could be obtained. And the reaction got obviously suppressed in

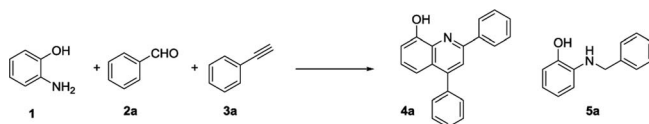


Scheme 1 Possible synthetic pathway for 8-hydroxyquinoline.

Material and Chemical Engineering College, Zhengzhou University of Light Industry, Zhengzhou 450002, Henan, People's Republic of China

† Electronic supplementary information (ESI) available. CCDC 1864450 and 1864452. For ESI and crystallographic data in CIF or other electronic format see DOI: 10.1039/c8ra07212d



Table 1 Optimization of reaction conditions^a

Entry	TM	BA	Solvent	Time/h	Yield ^b (4a) [%]	Yield ^b (5a) [%]
1	AgOTf	TFA	DCE	8	72	12
2	AgOAc	TFA	DCE	12	Complex	
3	Cu(OTf) ₂	TFA	DCE	8	63	15
4	Pd(OAc) ₂	TFA	DCE	10	—	70
5	PdCl ₂	TFA	DCE	10	Complex	
6	Ph ₃ PAuCl	TFA	DCE	12	Complex	
7	AgOTf	TfOH	DCE	8	38	50
8	AgOTf	PTSA	DCE	8	23	—
9	AgOTf	H ₃ PO ₄	DCE	8	43	—
10	AgOTf	—	DCE	10	No reaction	
11	—	TFA	DCE	14	68	14
12 ^c	—	TFA	DCE	5	80	10
13 ^d	AgOTf	TFA	DCE	1	96	—
14 ^e	AgOTf	TFA	DCE	1	95	—
15 ^f	AgOTf	TFA	DCE	6	75	16
16 ^g	AgOTf	TFA	DCE	2	94	—
17 ^g	AgOTf	TFA	Toluene	4	80	10
18 ^g	AgOTf	TFA	MeCN	6	74	12
19 ^h	AgOTf	TFA	THF	5	No reaction	
20 ⁱ	AgOTf	TFA	DMF	5	No reaction	
21 ^j	AgOTf	TFA	DCE	2	Sluggish reaction	

^a Conditions: **1** (1.1 mmol, 1.1 equiv.), **2a** (1 mmol, 1 equiv.), **3a** (1.2 mmol, 1.2 equiv.), TM (transition metal, 5 mol%), BA (Brønsted acid, 100 mol%) in 4.0 mL solvent under atmosphere at 80 °C for 8 h. ^b Isolated yield based on **2a**. ^c TFA (400 mol%). ^d AgOTf (5 mol%) and TFA (400 mol%). ^e AgOTf (1 mol%) and TFA (400 mol%). ^f AgOTf (1 mol%) and TFA (200 mol%). ^g AgOTf (0.5 mol%) and TFA (400 mol%). ^h AgOTf (0.5 mol%) and TFA (400 mol%) at 60 °C. ⁱ AgOTf (0.5 mol%) and TFA (400 mol%) at 100 °C. ^j AgOTf (0.5 mol%) and TFA (400 mol%) at 60 °C.

the absence of silver (entry 10 and 11). Unexpectedly, when the ratio of TFA increased to 400 mol%, 8-hydroxyquinoline compound **4a** was collected with higher yield along with greatly reduced reaction time (entry 12 and 13). To our delight, when AgOTf decreased to 0.5 mol%, a parallel yield was also observed (entry 14–16). Solvent and temperature optimization revealed that other medias are not suitable in terms of yield comparable to that in DCE at 80 °C (entry 17–21).

With the optimized reaction conditions in hand (Table 1, entry 16), we examined the AgOTf/TFA system for one-pot synthesis of 8-hydroxyquinoline derivatives from *ortho*-aminophenol **1**, various aldehydes **2** and alkynes **3**. Table 2 illustrates the wide generality and substrate scope of this tandem reaction. To our delight, satisfactory yields were observed for all substrate examined. For the variation on aromatic aldehyde, different electron-donating or electron-withdrawing substituents at either the *para*-, *meta*- or *ortho*-position on the aryl group were all tolerated to yield **4a–q** in high yields. Aromatic aldehydes with electron-donating group afforded better results than those with electron-withdrawing group (**4a–d** vs. **4e–f**). Notably, strongly electron-deficient *p*-nitrobenzaldehyde gave a complex reaction, without desired product identified. Comparing with electron effect, the steric hindrance exerted less influence on these transformations. It should be noted steric crowded aromatic aldehydes with multiple substituents could work

effectively in the one-pot cascade reactions to give 8-hydroxyquinoline derivatives **4l–q** in acceptable yields. Aliphatic aldehyde and heteroaromatic aldehyde were effective substrates, generating **4r** and **4s** in 93% and 87% yield respectively. The reactions proceeded smoothly for aryl alkynes with either electron-withdrawing or electron-donating substituents present on the aromatic ring to afford the desired products in moderate to excellent yields (**4t–4v**). Electron density provided certain impact on the reactions, and those with electron-releasing group gave a slightly low yield. Alkyl alkyne was also an effective substrate. 8-Hydroxyquinoline derivative **4w** was collected in nearly equivalent yield. The structures of obtained compounds were characterized by NMR spectrum and further confirmed by single-crystal X-ray diffraction analysis of compound **4c** and **4e**.

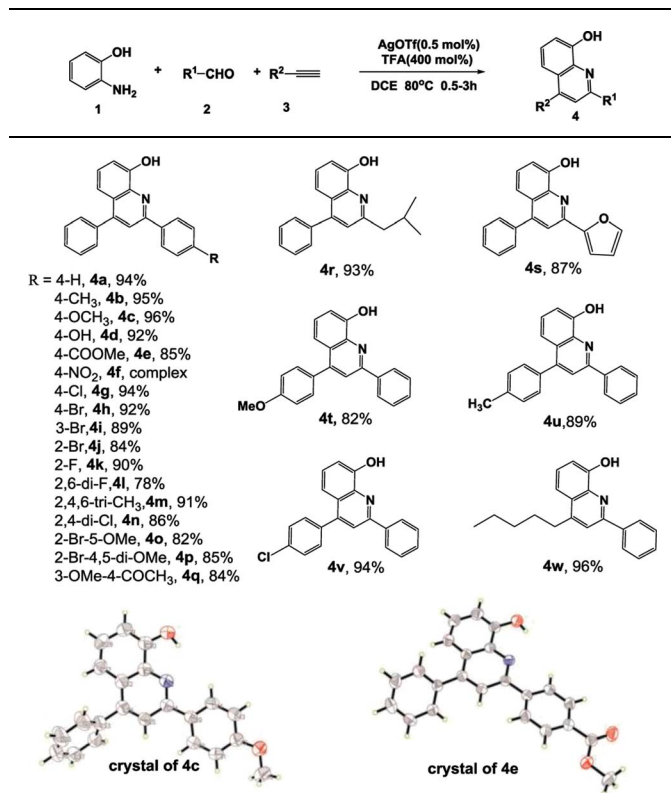
Experimental section

Materials and methods

All chemicals were obtained from commercial suppliers and used without further purification. Melting points were measured using a TY-60 microscopic apparatus. ¹H NMR and ¹³C NMR spectra were recorded with Bruker 400M or 600M instruments. Chemical shifts were measured relative to tetramethylsilane (0.00 ppm) as internal standard.



Table 2 Synthesis of 8-hydroxyquinoline derivatives from amino-phenol, aldehydes and alkynes^{a,b}



^a Conditions: 1 (1.1 mmol), 2 (1 mmol), 3 (1.2 mmol.), AgOTf (0.5 mol%), TFA (400 mol%) in 4.0 mL DCE under atmosphere at 80 °C. ^b Isolated yield based on 2.

Synthetic procedures for 8-hydroxyquinoline derivatives

Ortho-aminophenol (1.1 mmol) and aldehyde (1 mmol) were added into a round-bottomed flask with 4 mL dichloroethane. The vessel was then charged with silver(i) triflate (0.5 mol%) and trifluoroacetic acid (400 mol%). After stirring for 10 min, alkyne (1.2 mmol) was added dropwise. The resulting mixture was stirred at 80 °C until aldehyde consumed completely. The reddish-brown solution was cooled to room temperature, diluted with dichloromethane (10 mL) and water (10 mL), and then neutralized with NaHCO₃ (aq) to pH 7. The aqueous layer was extracted with dichloromethane and the combined organic phase was dried over anhydrous sodium sulfate. After evaporation of solvent, the residue was purified by silica gel chromatography (petroleum ether/ethyl acetate).

Conclusions

In summary, we have disclosed a highly efficient and practical multicomponent reaction for the construction of 8-hydroxyquinoline scaffold under cooperative AgOTf/TFA catalysis with commercially available materials. A range of valuable 8-hydroxyquinoline derivatives are obtained in excellent yields under mild conditions. Various substituents are tolerated on

aldehydes and alkynes, thus enabling the vast expansion of substituent architectures on 8-hydroxyquinoline framework.

Conflicts of interest

There are no conflicts to declare.

Acknowledgements

We are grateful to the support from the National Natural Science Foundation of China (21602207), the Foundation of Henan Educational Committee (17A150022) and the Doctoral Research Fund of Zhengzhou University of Light Industry (2014BSJJ009).

References

- S. Ariyasu, Y. Mizuseda, K. Hanaya and S. Aoki, *Chem. Pharm. Bull.*, 2014, **62**, 642–648.
- W. Li, E. Gerard, O. Masaki, O. M. Bautista-Aguilera, I. Tsutomu, M. Ignacio, I. Isabel, S. Abdelouahid, M. B. H. Youdim and R. Alejandro, *Eur. J. Med. Chem.*, 2014, **80**, 543–561.
- M. Kubanik, H. Holtkamp, T. SC6hnel, S. M. F. Jamieson and C. G. Hartinger, *Organometallics*, 2015, **34**, 5658–5668.
- Y. N. Song, H. Xu, W. Chen, P. Zhan and X. Liu, *MedChemComm*, 2015, **6**, 61–74.
- F. Prati, C. Bergamini, R. Fato, O. Soukup, J. Korabecny, V. Andrisano, M. Bartolini and M. L. Bolognesi, *ChemMedChem*, 2016, **11**, 1284–1295.
- M. Shamsipur, Z. Memari, M. R. Ganjali, P. Norouzi and F. Faridbod, *J. Pharm. Biomed. Anal.*, 2016, **118**, 356–362.
- S. Narwal, S. Kumar and P. K. Verma, *Res. Chem. Intermed.*, 2017, **43**, 2765–2798.
- B. Pippi, P. Reginatto, G. D. Machado, V. Z. Bergamo, D. F. Lana, M. L. Teixeira, L. L. Franco, R. J. Alves, S. F. Andrade and A. M. Fuentesfria, *Med. Mycol.*, 2017, **55**, 763–773.
- X. Yang, P. Cai, Q. Liu, J. Wu, Y. Yin, X. Wang and L. Kong, *Bioorg. Med. Chem.*, 2018, **26**, 3191–3201.
- W. M. Wang, H. X. Zhang, S. Y. Wang, H. Y. Shen, H. L. Gao, J. Z. Cui and B. Zhao, *Inorg. Chem.*, 2015, **54**, 10610–10622.
- J. S. Carletto, K. C. Roux, H. F. Maltez, E. Martendal and E. Carasek, *J. Hazard. Mater.*, 2008, **157**, 88–93.
- S. Roy, S. Basu, M. Anitha and D. K. Singh, *Korean J. Chem. Eng.*, 2017, **34**, 1740–1747.
- X. Su, F. Yang, Y. Wu and Y. Wu, *Org. Biomol. Chem.*, 2018, **16**, 2753–2756.
- S. Y. Wang, W. M. Wang, H. X. Zhang, H. Y. Shen, L. Jiang, J. Z. Cui and H. L. Gao, *Dalton Trans.*, 2016, **45**, 3362–3371.
- W. M. Wang, Y. H. Ren, S. Wang, C. F. Zhang, Z. L. Wu, H. Zhang and M. Fang, *Inorg. Chim. Acta*, 2016, **453**, 452–456.
- F. Núñez-Zarur and R. Vivas-Reyes, *J. Mol. Struct.: THEOCHEM*, 2008, **850**, 127–134.
- E. V. Nosova, G. N. Lipunova, T. V. Stupina, P. A. Slepukhin, M. S. Valova and V. N. Charushin, *Russ. J. Gen. Chem.*, 2014, **84**, 1771–1776.



- 18 O. B. Petrova, M. O. Anurova, A. A. Akkuzina, R. R. Saifutyarov, E. V. Ermolaeva, R. I. Avetisov, A. V. Khomyakov, I. V. Taydakov and I. C. Avetissov, *Opt. Mater.*, 2017, **69**, 141–147.
- 19 Y. Wu, T. Guo, D. Shu, W. Zhang, F. Luan, L. Shi and D. Guo, *Luminescence*, 2018, **33**, 855–862.
- 20 Y. Tang, Y. Huo, H. U. Sheng, K. Zhang, F. Zhao and X. Ouyang, *Chem. J. Chinese. U.*, 2014, **35**, 48–53.
- 21 S. Wu, X. Zhong, H. Zeng, W. You and W. Zhou, *J. Lumin.*, 2018, **195**, 120–125.
- 22 S. Xia, L. Gan, K. Wang, Z. Li and D. Ma, *J. Am. Chem. Soc.*, 2016, **138**, 13493–13496.
- 23 M. Gershon, D. D. Clarke and M. Gershon, *Monatsh. Chem.*, 1996, **127**, 331–337.
- 24 S. E. Denmark and S. Venkatraman, *J. Org. Chem.*, 2006, **71**, 1668–1676.
- 25 H. Saggadi, D. Luart, N. Thiebault, I. Polaert, L. Estel and C. Len, *RSC Adv.*, 2014, **4**, 21456–21464.
- 26 G. A. Ramann and B. J. Cowen, *Tetrahedron Lett.*, 2015, **56**, 6436–6439.
- 27 J. Marcocontelles, E. PeL Rezmayoral, A. Samadi, M. A. D. C. Carreiras and E. Soriano, *Chem. Rev.*, 2009, **109**, 2652–2671.
- 28 M. Fallahmehrijardi, *Mini-Rev. Org. Chem.*, 2017, **14**, 187–196.
- 29 T. Iwai and M. Sawamura, *ACS Catal.*, 2015, **5**, 5031–5040.
- 30 E. Vessally, L. Edjlali, A. Hosseinian, A. Bekhradnia and M. D. Esrafil, *RSC Adv.*, 2016, **6**, 99781–99793.
- 31 X. Xu, W. Liu, Z. Wang, Y. Feng, Y. Yan and X. Zhang, *Tetrahedron Lett.*, 2016, **57**, 226–229.
- 32 J. B. Bharate, R. A. Vishwakarma and S. B. Bharate, *RSC Adv.*, 2015, **5**, 42020–42053.
- 33 H. Z. S. Huma, R. Halder, S. S. Kalra, J. Das and J. Iqbal, *Tetrahedron Lett.*, 2002, **43**, 6485–6488.
- 34 X. Zhang, B. Liu, X. Shu, Y. Gao, H. Lv and J. Zhu, *J. Org. Chem.*, 2012, **77**, 501–510.
- 35 R. I. Khusnutdinov, A. R. Bayguzina and U. M. Dzhemilev, *J. Organomet. Chem.*, 2014, **768**, 75–114.
- 36 S. Naidoo and V. Jeena, *Synthesis*, 2017, **49**, 2621–2631.
- 37 N. Sudhapriya, A. Nandakumar and P. T. Perumal, *RSC Adv.*, 2014, **4**, 58476–58480.
- 38 X. Zhang, X. Xu, L. Yu and Q. Zhao, *Asian J. Org. Chem.*, 2014, **3**, 281–284.
- 39 Y. Zhang, P. Li and L. Wang, *J. Heterocycl. Chem.*, 2011, **48**, 153–157.
- 40 G. A. Ramann and B. J. Cowen, *Molecules*, 2016, **21**, 1–23.
- 41 Side product **5a** was envisioned to be formed through reduction of imine by dihydroquinoline intermediate as proposed by Iqbal group's work (ref. 33).

