



Cite this: *RSC Adv.*, 2018, 8, 37339

Poly(styrene)-supported N-heterocyclic carbene coordinated iron chloride as a catalyst for delayed polyurethane polymerization†

Hyeon-Jun Noh, ^{‡a} T. Sadhasivam, ^{‡ab} Do-Sung Jung,^a Keundeuk Lee,^c Mingu Han,^c Ju-Young Kim^{*d} and Ho-Young Jung ^{*ab}

An advanced organometallic catalyst based on N-heterocyclic carbene (NHC) coordinated FeCl₃ has been synthesized and used to control the reaction rate in polyurethane (PUR) polymerization. The imidazolium (Im)-based NHC was functionalized on the surface of the supporting material of bead-type chloromethyl polystyrene (PS) resin. The PS-Im-FeCl₃ catalyst was synthesized through the coordination reaction between Im and FeCl₃. The successful formation, functional groups, structure, and geometry of the PS-Im-FeCl₃ catalysts were confirmed by Fourier transform infrared and X-ray photoelectron spectroscopy techniques. A thin layer of Im was observed to be coated uniformly on the PS bead surface and FeCl₃ nanoparticles were observed to cover the coating layer homogeneously, as determined by field-emission scanning electron microscopy, transmission electron microscopy, and energy dispersive X-ray spectroscopy measurements. The PUR polymerization reaction was investigated through viscosity measurements and non-isothermal activation energy calculations by differential scanning calorimetry analysis. Based on the viscosity measurements, delayed PUR polymerization was achieved using the PS-Im-FeCl₃ catalyst system. The highest viscosity (6000 cP) was achieved without any catalyst, with triphenylene bismuth, and with the PS-Im-FeCl₃ catalyst after 23, 5, and 25 h of reaction time, respectively. Furthermore, the calculated activation energies (E_a) were 27.92 and 36.35 kJ mol⁻¹ for the no-catalyst and the PS-Im-FeCl₃ systems, respectively. Thus, the viscosity measurements and DSC analyses confirm that the PS-Im-FeCl₃ catalyst considerably increases the PUR reaction time. The Im-FeCl₃ catalyst supported by CMPS can control the reaction rate in PUR synthesis because of its high activity. Thus, the PS-Im-FeCl₃ catalyst can be used as a curing retardant in the PUR industry.

Received 15th September 2018
 Accepted 29th October 2018

DOI: 10.1039/c8ra07677d

rsc.li/rsc-advances

Introduction

Complex catalysts specifically organometallic catalysts are used to enhance the organic chemical reactions.¹ Polyurethane (PUR) is an important target of research and development because of its use in sealants, adhesives, and coating materials.² PUR is effectively considered as a blowing agent for polymer-bonded explosives (PBX) and bonding agent for rocket propulsion.^{3,4} In PBX

systems, retardation of PUR polymerization is required to improve the flow-ability in the Reaction Injection Molding (RIM) process for increasing the long pot lifetime. The two-component polyurethane system (2K-PUR) is the preferred and most commonly used polyurethane process.⁵ In 2K-PUR, one component is a reagent containing a hydroxyl group, and the other component is a reagent containing an isocyanate group.⁶ The curing reaction and properties of PUR can be controlled and modified using a catalyst. As PUR polymerization catalysts, organic compounds such as diazabicyclooctane (DABCO), N-alkyl morpholines, amidines (like 1,8-diazabicyclo[5.4.0]undec-7-ene (DBU)), and dibutyltin dilaurate (DBTDL) have been considered over the past few decades.⁷⁻¹⁰ These catalysts cause fast curing because of the highly electrophilic isocyanate group, which is activated by Lewis acid. In addition, tertiary amines activate the alcohol, thus increasing the nucleophilicity of the alcohol substrate. Therefore, the polyurethane is rapidly cured at room temperature.^{2,11} Because of this activity, the above-mentioned catalysts cannot be used to delay the polymerization reaction.

Currently, phenylmercury neodecanoate (PMND) and mercury-based catalysts are considered as suitable delayed-

^aDepartment of Environment & Energy Engineering, Chonnam National University, 77 Yongbong-ro, Buk-gu, Gwangju 61186, Republic of Korea. E-mail: junggho@jnu.ac.kr; junggho@chonnam.ac.kr

^bCenter for Energy Storage System, Chonnam National University, 77 Yongbong-ro, Buk-gu, Gwangju 61186, Republic of Korea

^c4th R&D Institute 2nd Directorate Agency for Defence Development, Yuseong P. O. Box 35, Daejeon, 34186, Korea

^dDepartment of Advanced Materials Engineering, Kangwon National University, Samcheok, Kangwon 25913, Republic of Korea. E-mail: juyoungk@kangwon.ac.kr

† Electronic supplementary information (ESI) available. See DOI: 10.1039/c8ra07677d

‡ Authors Hyeon-Jun Noh and T. Sadhasivam contributed equally to this work and should be considered as co-first authors.



action PUR catalysts. However, these catalysts do not satisfy the requirements for delayed PUR polymerization because of their environmental issues and heavy metal content.^{12,13} Alternatives such as organic bases, N-heterocyclic carbenes (NHC), organic acids, and organic–metal complex catalysts have been studied as polyurethane catalysts.^{1,14–22} The organic base catalysts of ϵ -caprolactone and δ -valerolactone have been used as ring-opening polymerization catalysts.^{20,23} Alsarraf *et al.* investigated the polymerization performance using bicyclic penta-alkylated guanidine and a conventional tin catalyst.²² In addition, in pursuit of effective synthetic processes, organic acid catalysts have been used for polyurethane polymerization. However, the performance of acid catalysts is lower than that of commonly used metal catalysts.²⁴ As an example, the polymerization activity of isocyanate and alcohols with the organic acid was lower than that of metal-based tin catalyst.²⁵ Alsarraf *et al.* developed a new type of polyurethane delay guanidine catalyst, but it showed inferior PUR polymerization activity at room temperature and the same performance as commercial catalysts in terms of thermal activity.⁸ Tertiary amine blocks have also been used as polyurethane polymerization retardant. During the PUR process, the amine catalyst gradually dissociates during urethane to polyurethane polymerization with heating, which improves the flowability of the RIM system.²⁶

NHC (also denoted as Im), which produce stable metal compounds with five-membered to seven-membered ring systems including benzimidazolium, triazolium, imidazolium, imidazolinium, pyrazolium, and pyrimidinium have been reported for various applications.^{27–31} Recently, polymer synthesis using NHCs has been reported and has received wide attention for its effectiveness when used to delay the PUR condensation reaction.^{1,8,12,15} Among the NHC catalysts, imidazolin-2-ylidene carbene has drawn significant attention because of its structure and stability.¹ In addition, it has several advantages, such as nucleophilic organic catalytic properties and the ability to form complexes with transition metals. During the PUR process with NHC-based catalysts, (i) the free NHC species contributes to PUR formation, (ii) the free metal activates the isocyanate, and (iii) the NHC carbene interacts with polyol. In this process, the activated polyol reacts with isocyanate, and the polyurethane polymerization reaction is delayed. Thus, NHC-based delayed-action catalysts have emerged for industrial use because they can form polymer networks at specific temperatures.^{32,33} Another advantage of NHC-based delayed-action catalysts is that the PU condensation reaction can be carried out without heavy metal catalysts. Recently, the formation of NHCs with CO₂ and various metal salts has been demonstrated.^{1,29} Naumann *et al.*³⁴ reported the comparative performance of NHC-based catalysts and commercial (DBTDL and PMND) catalysts for polyurethane production at room temperature. Notably, the performance of the NHC-based metal adduct showed excellent activity during PUR polymerization. In addition, a new class of NHC–Mg, NHC–Al, NHC–Zn, and NHC–Sn catalysts have been reported.^{1,8,12,30,35–37} However, reports of NHC–metal adducts for PUR polymerization are still scarce. Considering these factors, we have developed an NHC–FeCl₃ complex catalyst supported on chloromethyl polystyrene

(CMPS) beads for delayed PUR synthesis. The catalyst is prepared *via* a facile synthetic process. The structural and microstructural properties of the catalyst have been analyzed using spectroscopic and microscopic techniques. In addition, the catalytic activity, degree of polymerization, and process have been analyzed using viscosity measurements and differential scanning calorimetry analyses.

Materials and methods

Reagents and analysis

Dimethylformamide (DMF, 99%), tetrahydrofuran (THF, 99%), dichloromethane (DCM, 99.8%), and 1-methylimidazolium (99%) were purchased from Duksan Pure Chemicals Co., Ltd. Methanol (MeOH, 99.9%, Daejung Co., Ltd), chloromethyl polystyrene (CMPS, BeadTech), potassium *tert*-butoxide (98%, Acros Organics), iron(III) chloride (FeCl₃, 98%, Samchun), isophorone diisocyanate (IPDI, 98%, Sigma-aldrich) and hydroxyl-terminated polybutadiene (HTPB, Samyang fine chemical Co.,Ltd.) were purchased and used without further purification.

Preparation of the catalyst

1-Methylimidazole (0.4926 g, 6 mmol) and CMPS beads (10 g, 2.1 mmol Cl/g) were added to 200 mL of DMF. The solution was stirred at 80 °C for 24 h. After complete the reaction, the as-prepared polystyrene (PS)-imidazole (Im) solution was poured into the 150 mesh standard for removing the aggregated PS and/or PS-Im. The filtrated PS-Im solution was further treated with an excess amount of DMF to remove the unreacted methylimidazole. For removing the unreacted CMPS, the PS-Im suspension was filtered through the 250 mesh standard. The unreacted CMPS was passed through the pores of 250 mesh standard due to the smaller size of CMPS. The PS-Im was collected from the 250 mesh standard screen and dried at 80 °C for 24 h. For the synthesis of PS-Im–FeCl₃, the as-prepared PS-Im beads were placed in 100 mL of THF/DMF (1 : 1) with continuous stirring in a 100 mL three-neck round-bottomed flask. After complete dispersion of the PS-Im beads, a desired amount of iron(III) chloride (0.0146 g, 0.9 mmol) and potassium *tert*-butoxide (0.011 g, 1 mmol) were added to the bead suspension, and the suspension was stirred at 80 °C for 8 h under nitrogen atmosphere. After the reaction had completed, the resultant material was filtered through a 150-mesh standard screen with DMF, MeOH, and salt water (30%). The obtained solid products were dried in a vacuum oven. This synthetic method for PS-Im–FeCl₃ was followed and inspired by Kim *et al.*,³⁷ and a schematic of the preparation of PS-Im–FeCl₃ is shown in Fig. 1.

Structural and microstructural characterization

The functional groups of the as-received and as-synthesized materials were confirmed using Fourier transform infrared (FTIR) spectrometry in attenuated total reflectance (ATR) mode (Thermo Nicolet iS5). The elemental compositions and binding energies of the materials were analyzed by X-ray photoelectron spectroscopy (XPS, VG Multilab 2000). The surface morphology was analyzed using a field emission scanning electron



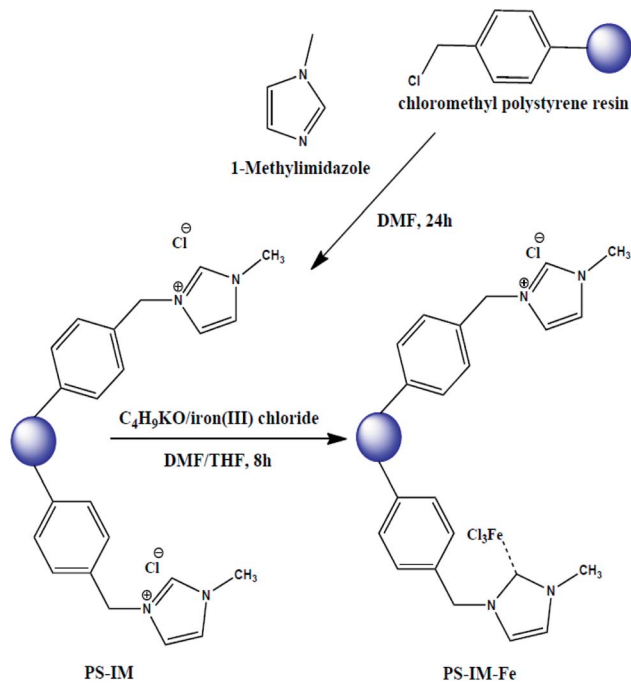


Fig. 1 Schematic diagram of synthesis of PS-Im and PS-Im-Fe catalyst.

microscope (FE-SEM) with attached energy dispersive X-ray (EDX) spectrometer (Jeol/Oxford, JSM-7500F+). The surface properties, particle size, and presence of elements in the as-prepared materials were determined using a transmission electron microscope (TEM) (Jeol JEM-2100F).

Polyurethane polymerization process

To investigate the effect of the catalyst on the PUR polymerization process, hydroxyl-terminated polybutadiene (HTPB, 14 g), isophorone diisocyanate (IPDI, 1.11 g), and as-synthesized PS-Im-FeCl₃ catalyst (0.14 g) were mixed in a batch-type reactor. To obtain PUR, the polymerization reaction was carried out with continuous stirring at 60 °C. A similar synthetic process was carried out without the addition of the PS-Im-FeCl₃ catalyst (denoted the no-catalyst system). In addition, a commercial triphenylene bismuth (TPB) catalyst was used for comparison with PS-Im-FeCl₃. To determine the PUR polymerization degree, a Brookfield viscometer was used. This was used to monitor the polymerization process based on the viscosity of the reactant solution at 60 °C.

PUR polymerization degree measurements

The degree of polymerization was measured by two different methods. First, the polymerization degree was determined based on the change in viscosity of the reactants, measured using a rotary viscometer (Model 98936, Cole-Parmer). An electric furnace was used to control the curing temperature. The viscosities of the samples were measured at specific time intervals. Secondly, the degree of polymerization degree was determined using differential scanning calorimetry (DSC 131-EVO) through activation energy calculations. To assess the polymerization reaction by DSC quantitatively, a desired amount of sample (*ca.* 8–10 mg) was weighed and loaded into an aluminum DSC pan. Thermal (non-isothermal) analysis was conducted by increasing the temperature constantly from room temperature to 400 °C. The DSC measurements were carried out

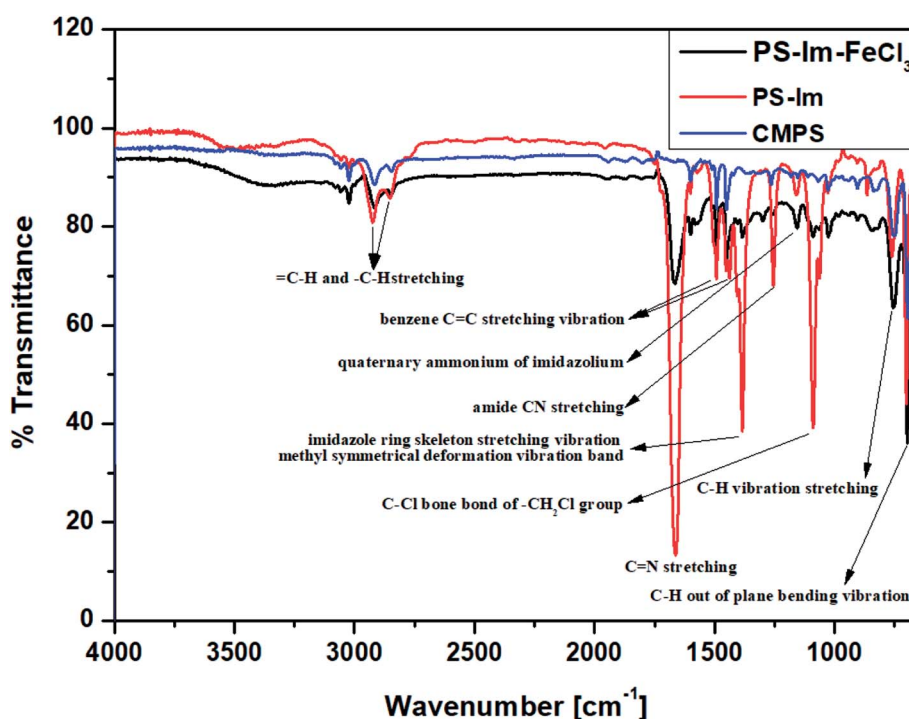


Fig. 2 FTIR spectra of CMPS, PS-Im, and PS-Im-FeCl₃.



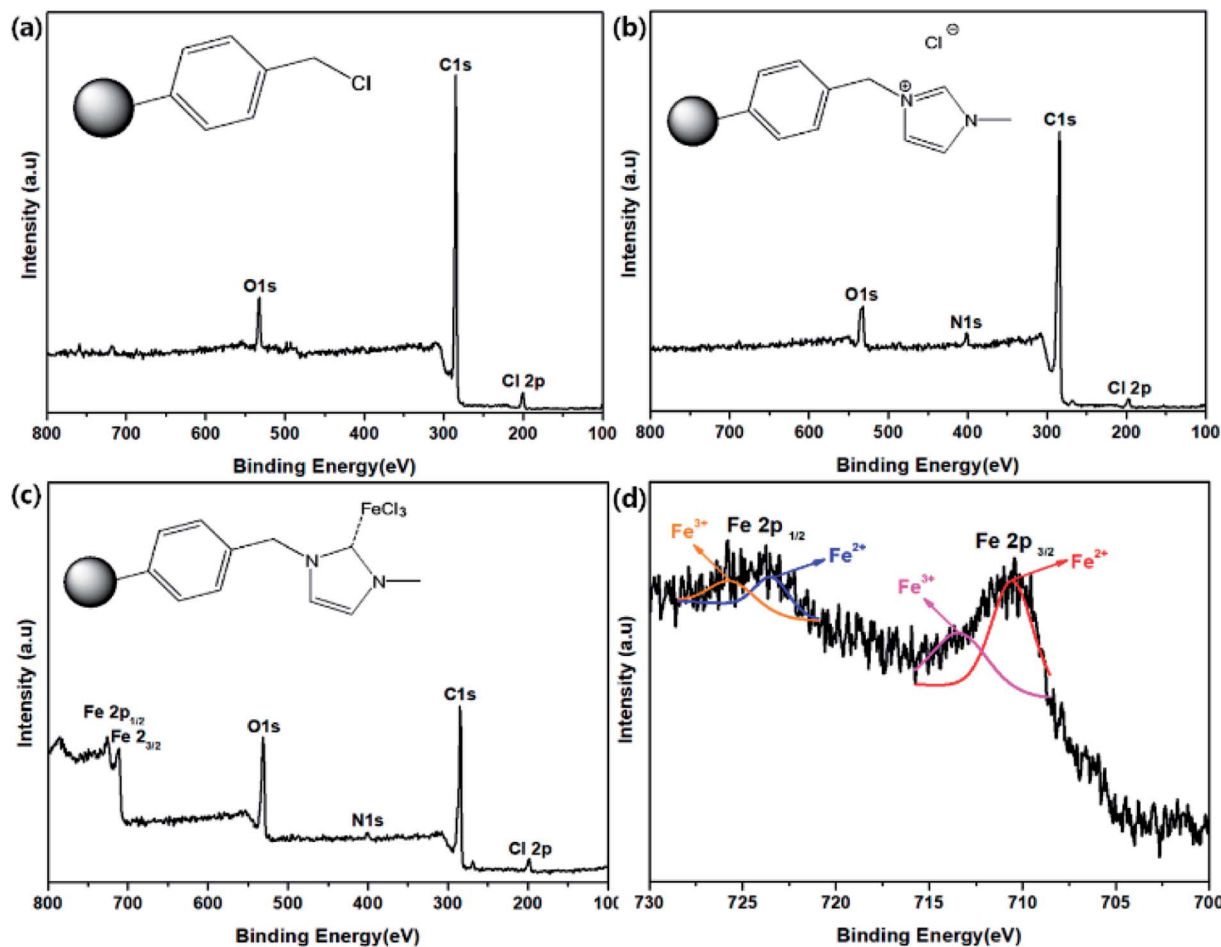


Fig. 3 XPS spectra of (a) CMPS, (b) PS-Im, (c) PS-Im-FeCl₃, and (d) deconvoluted Fe spectrum of PS-Im-FeCl₃.

at different heating rates 5, 10, and 20 °C min⁻¹. The activation energy (E_a) of PUR was calculated using the Kissinger equation.^{38,39}

Results and discussion

The functional groups on CMPS and the as-prepared Im-functionalized PS (PS-Im and PS-Im-FeCl₃) were examined *via* FT-IR analysis. Fig. 2 shows the FTIR data of the CMPS, PS-Im, and PS-Im-FeCl₃ catalyst materials. In the spectra of all materials, peaks at 1452 and 1492 cm⁻¹ correspond to the benzene overtones and the benzene C=C stretching vibrations in CMPS, respectively. The peaks observed at 696 and 759 cm⁻¹ related to C-H out-of-plane bending and C-H bending vibrations, respectively. Furthermore, the presence of methylene and methylene groups in CMPS was confirmed by the presence of peaks between 2824 and 2975 cm⁻¹.^{40,41} In the spectra of PS-Im and PS-Im-FeCl₃, new peaks appeared around 1151, 1253, 1384, and 1362 cm⁻¹, which correspond to the quaternary ammonium, amide CN stretching, imidazole ring skeleton stretching vibration, and C=N stretching of imidazolium, respectively.⁴² Thus, the functionalization of PS by the NHC in PS-Im was confirmed. Furthermore, a small peak shift was observed in the imidazolium group peaks in the spectrum of PS-Im-FeCl₃

compared to those in the spectrum of PS-Im; this is caused by the coordination of imidazolium to FeCl₃.

To investigate the Im-FeCl₃ complex on PS, the as-prepared materials were analyzed by XPS. Fig. 3 shows the XPS results of (a) CMPS, (b) PS-Im, and (c) PS-Im-FeCl₃. As shown in Fig. 3(a), the peaks at 200.8, 285.08, and 532.08 eV correspond to Cl, C, and O, respectively, which is consistent with the elemental content of CMPS.⁴³ In the spectrum of PS-Im, an additional N peak was observed at 401.8 eV,⁴⁴ as shown in Fig. 3(b). Thus, we confirmed that the PS-Im structure had formed. The coexistence of Fe in PS-Im was also confirmed by XPS measurement of PS-Im-FeCl₃, as shown in Fig. 3(c). This is mainly attributed to the coordination of PS-Im and FeCl₃. Comparing Fig. 3(b) and (c), a shift in the N1s peak can be seen. The XPS deconvoluted curves of N1s and Cl2p are shown in the ESI (Fig. S1(a-d)†). The N1s peaks at 401.8 and 400.08 eV in the spectra of PS-Im and PS-Im-FeCl₃ confirm the presence of quaternary ammonium and trialkylamine groups, respectively. To confirm the coordination bond between FeCl₃ and PS-Im, the XPS spectra were magnified and peak fitting was carried out for Fe, as shown in Fig. 3(d). Two major peaks for Fe were observed at 711.08 and 726.08 eV, which correspond to Fe2p_{3/2} and Fe2p_{1/2}, respectively. From these curves, four fitting peaks were obtained at 710.54, 713.45, 723.44, and 725.75 eV. The peaks at 713.45 and 725.75 eV






Fig. 4 SEM micrograph images of (a) CMPS, (b) PS-Im, and (c) PS-Im-FeCl₃.

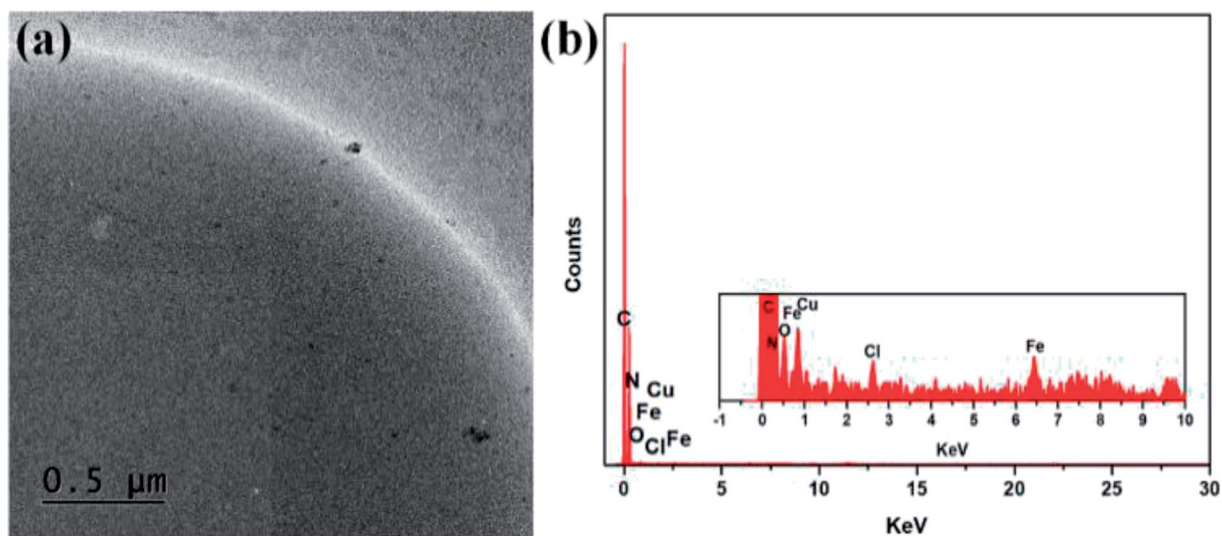


Fig. 5 (a) TEM image and (b) EDX pattern of the PS-Im-FeCl₃ catalyst.

correspond to trivalent Fe,⁴⁵ whereas the peaks at 710.54 and 723.44 eV correspond to the divalent state,⁴⁵ which is attributed to the coordination of the metal in PS-Im-FeCl₃. Thus, the coordination reaction of FeCl₃ with Im occurred,³⁷ and the presence of a coordinate bond between FeCl₃ and PS-Im has been confirmed.

Surface analysis was carried out *via* SEM characterization to observe the structural and morphological properties of the as-prepared materials. The surface morphologies of CMPS, PS-Im, and PS-Im-FeCl₃ are shown in Fig. 4. As shown in

Fig. 4(a), as-received CMPS has a spherical structure with a smooth surface. However, the surface morphology has been modified after reaction with imidazolium, as shown in Fig. 4(b). In the SEM image of the modified CMPS beads, the imidazolium has formed a layer on the surface of the spherical CMPS beads. The changed surface morphology is mainly due to the coupling reaction of imidazolium on the CMPS beads. The SEM image of PS-Im-FeCl₃ in Fig. 4(c) shows that the small-sized particles on the spherical surface of PS-Im. In addition, the FeCl₃ particles are homogeneously dispersed on the surface.



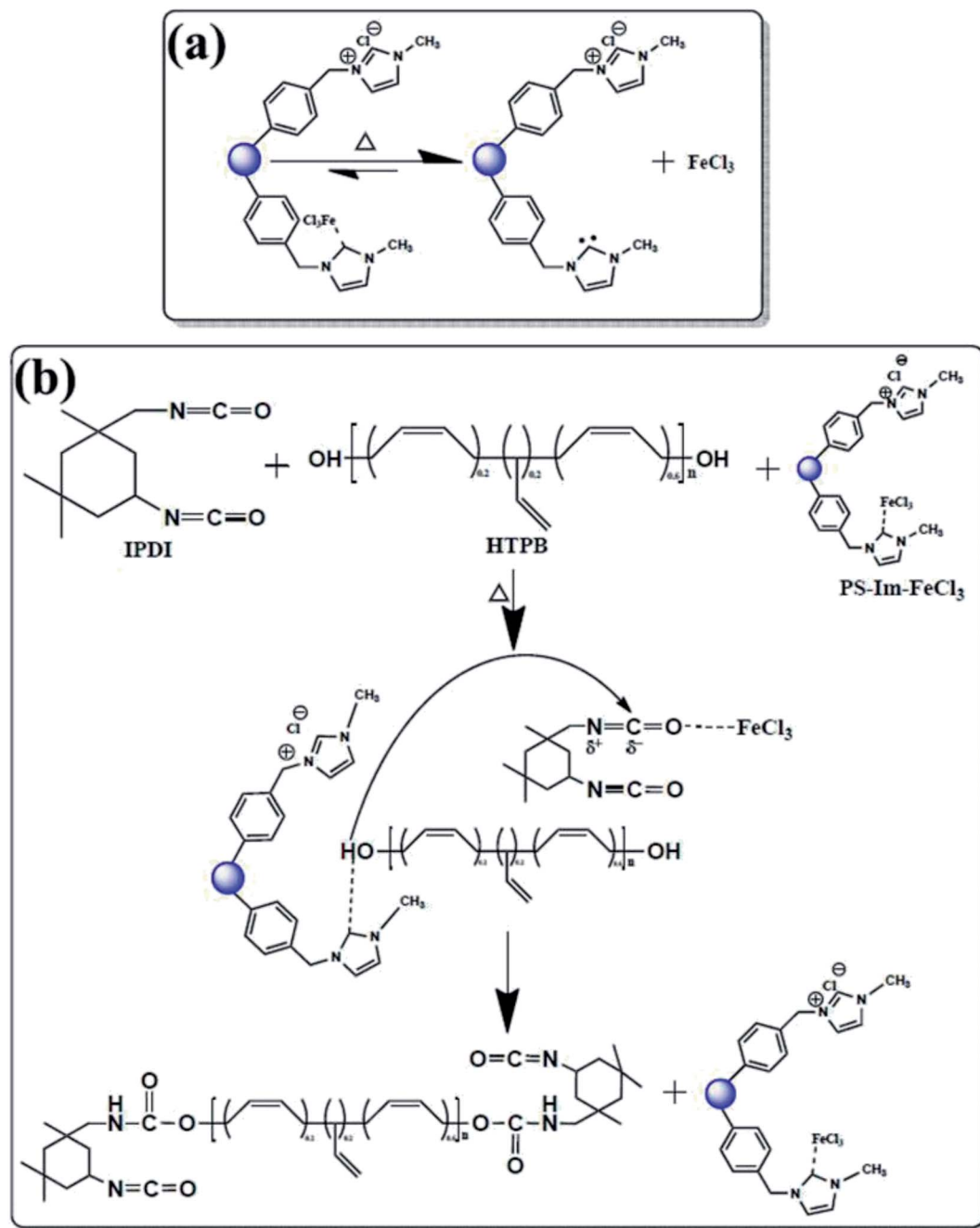


Fig. 6 (a) Reaction process of the PS-Im-FeCl₃ catalyst under applied heat and (b) catalytic activity mechanism. Dual activation of both polyol and isocyanate functional groups by the dissociated PS-Im-FeCl₃ catalyst.

Thus, the SEM micrographs confirm the successful formation of PS-Im-FeCl₃, which results from the cohesion of FeCl₃ because of the formation of a coordination bond between FeCl₃ and Im.

TEM and EDX analyses were used to confirm the formation of PS-Im-FeCl₃. Fig. 5 shows the TEM image and EDX pattern of the as-synthesized PS-Im-FeCl₃ catalyst. As shown in the TEM image (Fig. 5(a)), a thin layer is coated uniformly on the PS bead surface, which confirms the formation of the Im on PS. Furthermore, FeCl₃ nanoparticles are attached over the surface. The particles are coordinated to the outermost layer of the Im because Im exists in multiple amorphous layers on the PS

beads. Additionally, consistent with the SEM observations, the particles are uniformly distributed on the PS-Im. To investigate the uniform dispersion of the Im-FeCl₃ catalyst on the PS beads, EDX analysis was carried out. The EDX spectra (Fig. 5(b)) reveal that C, N, O, Cl, and Fe were present in PS-Im-FeCl₃. The percentage weight of C, N, O, Cl, and Fe are 98.58, 0.33, 0.87, 0.06, and 0.16 wt%, respectively. Based on the presence of N, we concluded that the Im had been successfully loaded on the PS bead surface. Furthermore, the presence of Fe and Cl confirms the presence of FeCl₃ in the PS-Im-FeCl₃ catalyst, indicating the



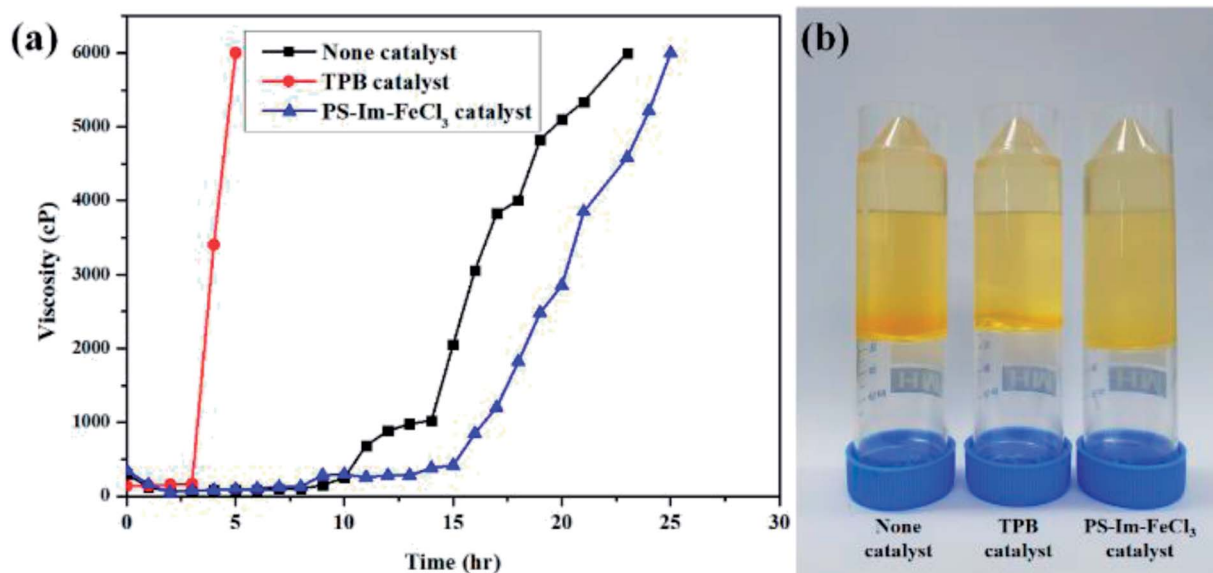


Fig. 7 (a) Viscosity data for polyurethane curing at 60 °C using TPB, no catalyst, and PS-Im-FeCl₃. (b) Digital images of PU after polymerization.

homogeneous formation of coordination bonds between PS-Im and FeCl₃.

After successful preparation of the PS-Im-FeCl₃ catalyst, it was used for PUR polymerization. A schematic of the catalyst mechanism for PUR polymerization is shown in Fig. 6. A possible reaction of PS-Im-FeCl₃ during thermal treatment is represented in Fig. 6(a). At elevated temperatures, the catalyst^{1,12,34} can be activated and initiated to separate the PS-Im and FeCl₃ from the PS-Im-FeCl₃ catalyst system. Fig. 6(b) shows a probable reaction mechanism for the polymerization of PUR via the PS-Im-FeCl₃ catalyst. The required quantities and operating parameters for PUR polymerization are given in polyurethane polymerization process section. As shown in Fig. 6(b), the initial step of the reaction involves the breakage of the coordination bond between PS-Im and FeCl₃ as a function of temperature. Afterwards, the Im interacts with the polyol and, simultaneously, the metal chloride reacts with isocyanate. Here, the Im activates the polyol by acting as a Lewis acid, and the isocyanate is activated by the electrophilic reaction with FeCl₃. During this process, polyurethane polymerization occurs by reaction between the polyol and isocyanate.^{1,12,24,25,34}

Viscosity measurements are often used to optimize the polymerization reactions.^{46,47} To measure the rate of time delay for the curing of polyurethane (PU), viscosity analysis was carried out at 60 °C. The viscosity measurement data for PUR polymerization with TPB, PS-Im-FeCl₃, and no catalyst are shown in Fig. 7(a). Fig. 7(b) displays the digital photographs of PUR after the polymerization reaction without catalyst and with TPB and PS-Im-FeCl₃. Compared to the conventional TPB catalyst, delayed polyurethane curing occurred when no catalyst and as-prepared PS-Im-FeCl₃ catalyst was used as shown in Fig. 7(a). For the TPB catalysts system, the viscosity rapidly increased to 6000 cP after 3 h of reaction; thus, the commercial TPB catalyst cannot be used to retardant PUR polymerization. In the no-catalyst system, a stable viscosity was obtained up to 8 h

of polymerization reaction. The viscosity in the no-catalyst system gradually increased to 1025 cP over 14 h. However, the polymerization rate increased after 14 h, where the viscosity reached 6000 cP within 23 h. In comparison with the no-catalyst system, the delayed PUR polymerization effect was improved when using PS-Im-FeCl₃, as shown in Fig. 7(a) and Table S1.† Similar to the no-catalyst system, the polymerization reaction did not occur before 8 h of reaction. Afterward, the viscosity slightly increased with increasing reaction time, up to 15 h. The viscosity of the system with PS-Im-FeCl₃ was 418 cP at 15 h, which is considerably lower than that of the system without catalyst (2052 cP at 15 h) under identical conditions. Furthermore, the highest viscosity point of 6000 cP was obtained for the PS-Im-FeCl₃ system after 25 h of reaction time, which is longer than those of the TPB catalyst (5 h) and no-catalyst systems (23 h). Therefore, the PS-Im-FeCl₃ catalyst is effective in delaying PU polymerization. Based on these viscosity measurements, the PS-Im-FeCl₃ catalyst can be considered as a delayed-action catalyst for commercial polyurethane curing. Furthermore, because TPB was not suitable as a delayed PUR polymerization catalyst (based on the rapid PUR curing^{39,48}), we did not use it further analyses.

To investigate PUR polymerization, DSC analysis was performed to identify the curing temperature.^{39,49} A comparative DSC analysis of (a) no-catalyst and (b) PS-Im-FeCl₃ systems at 5 °C is shown in Fig. S2.† Soft curing occurred during the initial PUR polymerization process, and the obtained curing peaks at 149 and 170 °C correspond to the no-catalyst and PS-Im-FeCl₃ systems, respectively. The kinetics of the PUR polymerization reaction is considerably lower in the PS-Im-FeCl₃ system than that of the no-catalyst system. The catalyst materials are activated during the thermal treatment, which is the reason for the change in PUR polymerization temperature and activation kinetics. To calculate the activation energy for PUR polymerization, DSC measurements were carried out at various heating



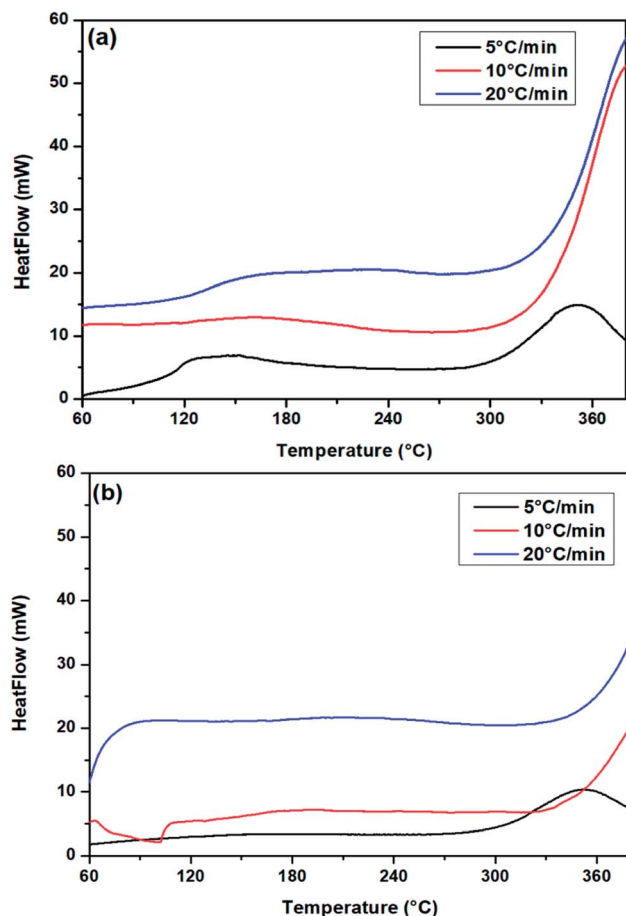


Fig. 8 DSC curves of PUR (HTPB/IPDI) with (a) no catalyst and (b) PS-Im-FeCl₃ at different heating rate.

rates. Fig. 8 shows the DSC curves of (a) no-catalyst and (b) PS-Im-FeCl₃ catalyst systems at different applied heating rates (5, 10, and 20 °C). To determine the reaction kinetics and activation energy, the initial soft curing peak was considered, as shown in Fig. 8. By increasing the heating rate, the curing peak position shifted to higher temperatures. The soft curing peak positions of the no-catalyst and PS-Im-FeCl₃ catalyst systems are tabulated in Table 1. The activation energy of the PUR polymerization was calculated using the Kissinger equation.^{38,39}

$$\frac{d\left(\ln\left(\frac{\beta}{T_p^2}\right)\right)}{d\left(\frac{1}{T_p}\right)} = \frac{-E_a}{R}$$

Here, β is the heating rate, T_p is the absolute temperature of the first curing peak (K), R is the gas constant (8.314 J mol⁻¹ K⁻¹) and E_a is the activation energy. The activation energy was determined from the slope of the linear plot as shown in Fig. S3(a)† for the no-catalyst system and Fig. S3(b)† for the PS-Im-FeCl₃ system. The calculated activation energies for the no-catalyst and PS-Im-FeCl₃ systems are 27.92 and 36.35 kJ mol⁻¹, respectively. Compared to the no-catalyst system, the activation

Table 1 PUR curing temperature with no catalyst and with PS-Im-FeCl₃ catalyst at different heating rates

Heating rate (°C min ⁻¹)	Peak temperature (°C)	
	No catalyst	PS-Im-FeCl ₃ catalyst
5	149	170
10	161	191
20	209	227

energy when using the PS-Im-FeCl₃ catalyst for PUR polymerization is higher. Thus, we have confirmed that the PS-Im-FeCl₃ catalyst can considerably reduce the reaction kinetics and increase the reaction time for PUR polymerization. In addition, the experimental results confirm that the PS-Im-FeCl₃ catalyst is an effective catalyst for delaying PUR polymerization.

Conclusions

The PS-Im-FeCl₃ catalyst was successfully synthesized, and its structural/microstructural properties were investigated through sophisticated characterization techniques. In addition, the catalyst was tested for its ability to delay the PUR polymerization reaction. The formation of PS-Im-FeCl₃ was confirmed by FTIR and XPS analyses. Based on TEM measurements, we found that a thin layer of Im was coated on the surface of the PS bead support, and FeCl₃ nanoparticles were homogeneously anchored on the Im *via* coordination bonds between Im and FeCl₃. The as-prepared PS-Im-FeCl₃ catalyst was introduced to the PUR polymerization system, and polymerization was carried out. Viscosity measurements with respect to time, as well as DSC analysis were carried out during the reaction. Furthermore, the catalytic effect and PUR performances of the PS-Im-FeCl₃ catalyst were compared to those of the no-catalyst and commercial TPB catalyst systems. Time-delayed PUR polymerization was achieved for the PS-Im-FeCl₃ (25 h) catalyst system compared to the commercial TPB catalyst (5 h) and no catalyst (23 h). Furthermore, the resulting activation energies of the no-catalyst and PS-Im-FeCl₃ catalyst systems were found to be 27.92 and 36.35 kJ mol⁻¹, respectively. A higher viscosity with time and higher activation energy for PUR polymerization were obtained with the PS-Im-FeCl₃ catalyst compared to that of the other tested systems. Therefore, the PS-Im-FeCl₃ catalyst is suitable for delayed PUR curing, as well as other potential applications.

Conflicts of interest

There are no conflicts to declare.

Acknowledgements

This research work was funded by the 2016 Defense Acquisition Program Administration/Agency for Defense Development (No. 220160003), Republic of Korea. We gratefully acknowledge the financial support from the DAPA/ADD of Korea and Converged Energy Materials Research Center in Yonsei University, Republic of Korea. This research was supported by Gwangju



Green Environment Center (Research No. 15-05-04-13-09), Republic of Korea.

Notes and references

- B. Bantu, G. Manohar Pawar, K. Wurst, U. Decker, A. M. Schmidt and M. R. Buchmeiser, *Eur. J. Inorg. Chem.*, 2009, **2009**, 1970–1976.
- M. Patri, S. Rath and U. Suryavansi, *J. Appl. Polym. Sci.*, 2006, **99**, 884–890.
- A. G. Ajaz, *Rubber Chem. Technol.*, 1995, **68**, 481–506.
- Q. An, S. V. Zybin, W. A. Goddard III, A. J. Botero, M. Blanco and S.-N. Luo, *Phys. Rev. B*, 2011, **22**, 220101.
- M. Sonntag, *Surf. Coat. Int.*, 1999, **9**, 456–459.
- D. K. Chattopadhyay and K. Raju, *Prog. Polym. Sci.*, 2007, **32**, 352–418.
- A. L. Silva and J. C. Bordado, *Catal. Rev.*, 2004, **46**, 31–51.
- J. Alsarraf, F. Robert, H. Cramail and Y. Landais, *Polym. Chem.*, 2013, **4**, 904–907.
- S. Niyogi, S. Sarkar and B. Adhikari, *Indian J. Chem. Technol.*, 2002, **9**, 330.
- H. Ni, H. A. Nash, J. G. Worden and M. D. Soucek, *J. Polym. Sci., Part A: Polym. Chem.*, 2002, **40**, 1677–1688.
- O. Coulembier, A. P. Dove, R. C. Pratt, A. C. Sentman, D. A. Culkun, L. Mespouille, P. Dubois, R. M. Waymouth and J. L. Hedrick, *Angew. Chem., Int. Ed.*, 2005, **44**, 4964–4968.
- B. Bantu, G. M. Pawar, U. Decker, K. Wurst, A. M. Schmidt and M. R. Buchmeiser, *Chem. - Eur. J.*, 2009, **15**, 3103–3109.
- L. Paches Samblas, PhD thesis, University of Bath, 2010.
- R. C. Pratt, B. G. Lohmeijer, D. A. Long, R. M. Waymouth and J. L. Hedrick, *J. Am. Chem. Soc.*, 2006, **128**, 4556–4557.
- M. Fèvre, J. Pinaud, A. Leteneur, Y. Gnanou, J. Vignolle, D. Taton, K. Miqueu and J.-M. Sotiropoulos, *J. Am. Chem. Soc.*, 2012, **134**, 6776–6784.
- D. J. Coady, H. W. Horn, G. O. Jones, H. Sardon, A. C. Engler, R. M. Waymouth, J. E. Rice, Y. Y. Yang and J. L. Hedrick, *ACS Macro Lett.*, 2013, **2**, 306–312.
- K. Makiguchi, T. Satoh and T. Kakuchi, *Macromolecules*, 2011, **44**, 1999–2005.
- O. Dechy-Cabaret, B. Martin-Vaca and D. Bourissou, *Chem. Rev.*, 2004, **104**, 6147–6176.
- N. E. Kamber, W. Jeong, R. M. Waymouth, R. C. Pratt, B. G. Lohmeijer and J. L. Hedrick, *Chem. Rev.*, 2007, **107**, 5813–5840.
- A. P. Dove, *ACS Macro Lett.*, 2012, **1**, 1409–1412.
- J. Raynaud, C. Absalon, Y. Gnanou and D. Taton, *J. Am. Chem. Soc.*, 2009, **131**, 3201–3209.
- J. Alsarraf, Y. A. Ammar, F. r. Robert, E. Cloutet, H. Cramail and Y. Landais, *Macromolecules*, 2012, **45**, 2249–2256.
- N. Susperregui, D. Delcroix, B. Martin-Vaca, D. Bourissou and L. Maron, *J. Org. Chem.*, 2010, **75**, 6581–6587.
- R. P. Subrayan, S. Zhang, F. N. Jones, V. Swarup and A. I. Yezrielev, *J. Appl. Polym. Sci.*, 2000, **77**, 2212–2228.
- H. Sardon, A. C. Engler, J. M. Chan, J. M. García, D. J. Coady, A. Pascual, D. Mecerreyes, G. O. Jones, J. E. Rice and H. W. Horn, *J. Am. Chem. Soc.*, 2013, **135**, 16235–16241.
- L. J. Lee, *Rubber Chem. Technol.*, 1980, **53**, 542–599.
- I. J. Lin and C. S. Vasam, *Coord. Chem. Rev.*, 2007, **251**, 642–670.
- S. Naumann and A. P. Dove, *Polym. Chem.*, 2015, **6**, 3185–3200.
- O. Coutelier, M. El Ezzi, M. Destarac, F. Bonnette, T. Kato, A. Baceiredo, G. Sivasankarapillai, Y. Gnanou and D. Taton, *Polym. Chem.*, 2012, **3**, 605–608.
- D. Bezier, J. B. Sortais and C. Darcel, *Adv. Synth. Catal.*, 2013, **355**, 19–33.
- R. Zhong, A. C. Lindhorst, F. J. Groche and F. E. Kühn, *Chem. Rev.*, 2017, **117**, 1970–2058.
- S. Naumann, M. Speiser, R. Schowner, E. Giebel and M. R. Buchmeiser, *Macromolecules*, 2014, **47**, 4548–4556.
- H. Kalita, *Shape Memory Polymers: Theory and Application*, Walter de Gruyter GmbH & Co KG, 2018.
- S. Naumann and M. R. Buchmeiser, *Catal. Sci. Technol.*, 2014, **4**, 2466–2479.
- M. N. Hopkinson, C. Richter, M. Schedler and F. Glorius, *Nature*, 2014, **510**, 485.
- K. Hara, K. Iwahashi, S. Takakusagi, K. Uosaki and M. Sawamura, *Surf. Sci.*, 2007, **601**, 5127–5132.
- Y. H. Kim, S. Shin, H. J. Yoon, J. W. Kim, J. K. Cho and Y.-S. Lee, *Catal. Commun.*, 2013, **40**, 18–22.
- H. E. Kissinger, *Anal. Chem.*, 1957, **29**, 1702–1706.
- S. Lee, J. H. Choi, I.-K. Hong and J. W. Lee, *J. Ind. Eng. Chem.*, 2015, **21**, 980–985.
- M. H. Omid, M. Alibeygi, F. Piri and M. Masoudifarid, *Mater. Sci.-Pol.*, 2017, **35**, 105–110.
- K. D. Safa, H. A. Eram and M. H. Nasirtabrizi, *Iran. Polym. J.*, 2006, **15**, 249–257.
- P. H. Wang, T. L. Wang, W. C. Lin, H. Y. Lin, M. H. Lee and C. H. Yang, *Nanomaterials*, 2018, **4**, 225.
- J. Zhang, Y. Chen, W. Zhao and Y. Li, *R. Soc. Open Sci.*, 2018, **9**, 181013.
- S. Eyley and W. Thielemans, *Chem. Commun.*, 2011, **14**, 4177–4179.
- B. Wang, M. Anpo, J. Lin, C. Yang, Y. Zhang and X. Wang, *Catal. Today*, 2018, DOI: 10.1016/j.cattod.2018.07.001.
- T. Chai, Y. C. Liu, H. Ma, Y. Yu, J. M. Yuan, J. H. Wang and J. H. Guo, in *IOP Conference Series: Materials Science and Engineering*, IOP Publishing, 2016, vol. 137, p. 012069.
- R. Vesna and M. Petric, *Sci.-Tech. Rev.*, 2005, **1**, 46–49.
- Y. Ou, Q. Jiao, S. Yan and Y. Zhu, *Cent. Eur. J. Energ. Mater.*, 2018, **1**, 131–149.
- K. Catherine, K. Krishnan and K. Ninan, *J. Therm. Anal. Calorim.*, 2000, **59**, 93–100.

